
**UNITED STATES
SECURITIES AND EXCHANGE COMMISSION
WASHINGTON, D.C. 20549**

FORM 20-F

(Mark One)

- REGISTRATION STATEMENT PURSUANT TO SECTION 12(b) OR (g) OF THE SECURITIES EXCHANGE ACT OF 1934
OR
 ANNUAL REPORT PURSUANT TO SECTION 13 OR 15(d) OF THE SECURITIES EXCHANGE ACT OF 1934

For the fiscal year ended December 31, 2023

OR

- TRANSITION REPORT PURSUANT TO SECTION 13 OR 15(d) OF THE SECURITIES EXCHANGE ACT OF 1934

For the transition period from to

OR

- SHELL COMPANY REPORT PURSUANT TO SECTION 13 OR 15(d) OF THE SECURITIES EXCHANGE ACT OF 1934

Date of event requiring this shell company report

Commission file number 001-40692

Riskified Ltd.

(Exact name of Registrant as specified in its charter)

Not Applicable

(Translation of Registrant's name into English)

State of Israel

(Jurisdiction of incorporation or organization)

Riskified Ltd.

220 5th Avenue, 2nd Floor

New York, New York 10001

(Address of principal executive offices)

Eido Gal

Chief Executive Officer

Riskified Ltd.

220 5th Avenue, 2nd Floor

New York, New York 10001

Email: ir@riskified.com

(Name, Telephone, E-mail and/or Facsimile number and Address of Company Contact Person)

Securities registered or to be registered pursuant to Section 12(b) of the Act.

Title of each class

Trading Symbol(s)

Name of each exchange on which registered

Class A ordinary shares, no par value

RSKD

The New York Stock Exchange

Securities registered or to be registered pursuant to Section 12(g) of the Act.: None

Securities for which there is a reporting obligation pursuant to Section 15(d) of the Act: None

Indicate the number of outstanding shares of each of the issuer's classes of capital or common stock as of the close of the period covered by the annual report: As of December 31, 2023, the registrant had 128,738,857 Class A ordinary shares, no par value, and 49,814,864 Class B ordinary shares, no par value, outstanding.

Indicate by check mark if the registrant is a well-known seasoned issuer, as defined in Rule 405 of the Securities Act.

Yes No

If this report is an annual or transition report, indicate by check mark if the registrant is not required to file reports pursuant to Section 13 or 15(d) of the Securities Exchange Act of 1934.

Yes No

Note – Checking the box above will not relieve any registrant required to file reports pursuant to Section 13 or 15(d) of the Securities Exchange Act of 1934 from their obligations under those Sections.

Indicate by check mark whether the registrant (1) has filed all reports required to be filed by Section 13 or 15(d) of the Securities Exchange Act of 1934 during the preceding 12 months (or for such shorter period that the registrant was required to file such reports), and (2) has been subject to such filing requirements for the past 90 days.

Yes No

Indicate by check mark whether the registrant has submitted electronically every Interactive Data File required to be submitted pursuant to Rule 405 of Regulation S-T (§232.405 of this chapter) during the preceding 12 months (or for such shorter period that the registrant was required to submit such files).

Yes No

Indicate by check mark whether the registrant is a large accelerated filer, an accelerated filer, a non-accelerated filer, or an emerging growth company. See definition of "large accelerated filer," "accelerated filer," and "emerging growth company" in Rule 12b-2 of the Exchange Act.

Large accelerated filer Accelerated filer

Non-accelerated filer Emerging growth company

If an emerging growth company that prepares its financial statements in accordance with U.S. GAAP, indicate by check mark if the registrant has elected not to use the extended transition period for complying with any new or revised financial accounting standards[†] provided pursuant to Section 13(a) of the Exchange Act.

[†] The term "new or revised financial accounting standard" refers to any update issued by the Financial Accounting Standards Board to its Accounting Standards Codification after April 5, 2012.

Indicate by check mark whether the registrant has filed a report on and attestation to its management's assessment of the effectiveness of its internal control over financial reporting under Section 404(b) of the Sarbanes-Oxley Act (15 U.S.C. 7262(b)) by the registered public accounting firm that prepared or issued its audit report.

If securities are registered pursuant to Section 12(b) of the Act, indicate by check mark whether the financial statements of the registrant included in the filing reflect the correction of an error to previously issued financial statements.

Indicate by check mark whether any of those error corrections are restatements that required a recovery analysis of incentive-based compensation received by any of the registrant's executive officers during the relevant recovery period pursuant to §240.10D-1(b).

Indicate by check mark which basis of accounting the registrant has used to prepare the financial statements included in this filing:

U.S. GAAP International Financial Reporting Standards as issued by the International Accounting Standards Board Other

If "Other" has been checked in response to the previous question, indicate by check mark which financial statement item the registrant has elected to follow.

Item 17 Item 18

If this is an annual report, indicate by check mark whether the registrant is a shell company (as defined in Rule 12b-2 of the Exchange Act).

Yes No

(APPLICABLE ONLY TO ISSUERS INVOLVED IN BANKRUPTCY PROCEEDINGS DURING THE PAST FIVE YEARS)

Indicate by check mark whether the registrant has filed all documents and reports required to be filed by Sections 12, 13 or 15(d) of the Securities Exchange Act of 1934 subsequent to the distribution of securities under a plan confirmed by a court.

Yes No

TABLE OF CONTENTS

	<u>Page</u>
<u>ABOUT THIS ANNUAL REPORT</u>	<u>1</u>
<u>CAUTIONARY NOTE REGARDING FORWARD-LOOKING STATEMENTS</u>	<u>4</u>
<u>PART I</u>	<u>7</u>
<u>Item 1. Identity of Directors, Senior Management and Advisers</u>	<u>7</u>
<u>Item 2. Offer Statistics and Expected Timetable</u>	<u>7</u>
<u>Item 3. Key Information</u>	<u>7</u>
<u>Item 4. Information on the Company</u>	<u>49</u>
<u>Item 4A. Unresolved Staff Comments</u>	<u>67</u>
<u>Item 5. Operating and Financial Review and Prospects</u>	<u>67</u>
<u>Item 6. Directors, Senior Management and Employees</u>	<u>86</u>
<u>Item 7. Major Shareholders and Related Party Transactions</u>	<u>110</u>
<u>Item 8. Financial Information</u>	<u>115</u>
<u>Item 9. The Offer and Listing</u>	<u>116</u>
<u>Item 10. Additional Information</u>	<u>118</u>
<u>Item 11. Quantitative and Qualitative Disclosures about Market Risks</u>	<u>130</u>
<u>Item 12. Description of Securities Other than Equity Securities</u>	<u>131</u>
<u>PART II</u>	<u>131</u>
<u>Item 13. Defaults, Dividend Arrearages and Delinquencies</u>	<u>131</u>
<u>Item 14. Material Modifications to the Rights of Security Holders and Use of Proceeds</u>	<u>131</u>
<u>Item 15. Controls and Procedures</u>	<u>131</u>
<u>Item 16. [Reserved]</u>	<u>132</u>
<u>Item 16A. Audit Committee Financial Expert</u>	<u>132</u>
<u>Item 16B. Code of Ethics</u>	<u>132</u>
<u>Item 16C. Principal Accountant Fees and Services</u>	<u>132</u>
<u>Item 16D. Exemptions from the Listing Standards for Audit Committees</u>	<u>133</u>
<u>Item 16E. Purchases of Equity Securities by the Issuer and Affiliated Purchasers</u>	<u>133</u>
<u>Item 16F. Change in Registrant's Certifying Accountant</u>	<u>134</u>
<u>Item 16G. Corporate Governance</u>	<u>134</u>
<u>Item 16H. Mine Safety Disclosure</u>	<u>135</u>
<u>Item 16I. Disclosure Regarding Foreign Jurisdictions that Prevent Inspections</u>	<u>135</u>
<u>Item 16J. Insider Trading Policies</u>	<u>135</u>
<u>Item 16K. Cybersecurity</u>	<u>135</u>
<u>PART III</u>	<u>137</u>
<u>Item 17. Financial Statements</u>	<u>137</u>
<u>Item 18. Financial Statements</u>	<u>137</u>
<u>Item 19. Exhibits</u>	<u>138</u>
<u>SIGNATURES</u>	<u>140</u>

ABOUT THIS ANNUAL REPORT

Except where the context requires or where otherwise indicated in this Annual Report on Form 20-F for the fiscal year ended December 31, 2023 (this “Annual Report”), the terms “Riskified,” the “Company,” “we,” “us,” “our,” “our company,” and “our business” refers to Riskified Ltd. and its consolidated subsidiaries as a consolidated entity.

All references in this Annual Report to “Israeli currency” and “NIS” refer to New Israeli Shekels, the terms “dollar,” “USD” or “\$” refer to U.S. dollars and the terms “€” or “euro” refer to the currency introduced at the start of the third stage of the European economic and monetary union pursuant to the treaty establishing the European Community, as amended.

BASIS OF PRESENTATION

Presentation of Financial Information

Our consolidated financial statements have been prepared in accordance with generally accepted accounting principles in the United States, or U.S. GAAP (“GAAP”). We present our consolidated financial statements in U.S. dollars.

Our fiscal year ends on December 31 of each year. Our most recent fiscal year ended on December 31, 2023.

Certain monetary amounts, percentages and other figures included elsewhere in this Annual Report have been subject to rounding adjustments. Accordingly, figures shown as totals in certain tables or charts may not be the arithmetic aggregation of the figures that precede them, and figures expressed as percentages in the text may not total 100% or, as applicable, when aggregated may not be the arithmetic aggregation of the percentages that precede them. Certain amounts in prior periods have been reclassified to conform to the current period presentation.

Certain Definitions

As used in this Annual Report, except where the context otherwise requires or where otherwise indicated:

- “Approval rate” is defined as GMV that has been approved divided by GMV that has been reviewed.
- “Billings” or “amounts billed” is defined as (1) gross amounts invoiced to our merchants and estimates for cancellations and service level agreements for transactions approved during the period plus (2) changes in estimates for cancellations and service level agreements for orders approved in prior periods. Billings excludes credits issued for chargebacks.
- “Chargebacks” refers to forced transaction reversals typically associated with credit and debit card transactions. Chargebacks occur when a cardholder disputes a transaction with its bank and the cardholder’s bank rules in favor of the cardholder. In such instances, funds associated with the payment are withdrawn from the merchant’s bank account resulting in a loss equal to the amount of the item that was received by the consumer. Chargebacks are meant as a consumer protection mechanism from fraudulent transactions, however, they may also incite abuse and friendly fraud. For example, friendly fraud may occur when a consumer, rather than returning an order they are dissatisfied with, instead initiates the chargeback process to avoid the complicated returns process. Friendly fraud may violate the merchant’s cancellation policies and, depending on the jurisdiction, may also be unlawful.
- “Consumers” refers to end-consumers who purchase goods or services from our merchants.
- “Merchants” refers to the businesses that purchase our products.

Key Performance Indicators

Throughout this Annual Report, we provide a number of key performance indicators used by our management and often by competitors in our industry. These are discussed in more detail in the section entitled “*Operating and Financial Review and Prospects—Key Performance Indicators and Non-GAAP Financial Measures*” which also includes non-GAAP financial measures and a reconciliation of our non-GAAP financial measures to the most directly comparable GAAP measure. We define these key performance indicators as follows:

- “Chargebacks-to-billings ratio” or “CTB Ratio” is defined as the total amount of chargeback expenses incurred during the period indicated divided by the total amount of Billings to all of our merchants over the same period.
- “Gross Merchandise Volume” or “GMV” is defined as the gross total dollar value of orders reviewed through our ecommerce risk intelligence platform during the period indicated, including the value of orders that we did not approve.
- “Net Dollar Retention Rate” is defined as amounts billed in the current period to the same cohort of accounts that were active in the prior comparative period. The amounts billed include any upsell and are net of contraction and attrition. We define an active account as an account that generally has (a) submitted at least one order to us for review in every month of the prior comparative period and (b) has not churned during the prior comparative period.

Along with the GAAP metrics and non-GAAP financial measures described in Item 5. “*Operating and Financial Review and Prospects*”, the aforementioned key performance indicators are used by management and our board of directors to assess our performance, for financial and operational decision-making, and as a means to evaluate period-to-period comparisons. These measures are frequently used by analysts, investors and other interested parties to evaluate companies in our industry. These key performance indicators may not necessarily be comparable to similarly titled captions of other companies due to different methods of calculation.

Reverse Share Split

On July 28, 2021, we effectuated a two-for-one reverse share split of our Class A ordinary shares (the “Reverse Share Split”). No fractional shares were issued in connection with the Reverse Share Split. The historical financial statements included elsewhere in this Annual Report have been adjusted retroactively for the Reverse Share Split. Unless otherwise indicated, all other share and per share data in this Annual Report has been retroactively adjusted, where applicable, to reflect the Reverse Share Split as if it had occurred at the beginning of the earliest period presented.

Additional Class B Issuance

Immediately after the effectiveness of the Reverse Share Split, we issued and distributed Class B ordinary shares to holders of the Class A ordinary shares on a two-for-one ratio, such that each holder of Class A ordinary shares received two Class B ordinary shares for each Class A ordinary share held (the “Additional Class B Issuance”). The historical financial statements presented prior to the Reverse Share Split included elsewhere in this Annual Report have not been retroactively adjusted for the Additional Class B Issuance.

Market and Industry Data

Unless otherwise indicated, information in this Annual Report concerning economic conditions, our industry, our markets and our competitive position is based on a variety of sources, including information from independent industry analysts and publications, as well as our own estimates and research.

Our estimates are derived from publicly available information released by independent third-party sources, as well as data from our internal research, and are based on assumptions made by us upon

reviewing such data and our knowledge of our industry, which we believe to be reasonable. Certain statistical data, estimates and forecasts contained elsewhere in this Annual Report have been derived from:

- an independent industry report published by eMarketer, titled “Global Retail eCommerce Forecast 2024” (January 2024); and
- an independent industry data set published by eCommerceDB.com as of December 31, 2022.

None of the independent industry publications or data sets relied upon by us or otherwise referred to in this Annual Report were prepared on our behalf. Although we believe the data from these third-party sources is reliable, we have not independently verified any such information, and these sources generally state that the information they contain has been obtained from sources believed to be reliable but that the accuracy and completeness of such information is not guaranteed.

Projections, assumptions and estimates of the future performance of the industry in which we operate and our future performance are necessarily subject to uncertainty and risk due to a variety of factors, including those described in “*Cautionary Note Regarding Forward-Looking Statements*” and Item 3.D. “*Risk Factors*.” These and other factors could cause results to differ materially from those expressed in the estimates made by independent third parties and by us.

Certain estimates of market opportunity and forecasts of market growth included in this Annual Report may prove to be inaccurate. The market for our products is relatively new and will experience changes over time. The estimates and forecasts in this Annual Report relating to the size of our target market, market demand and adoption, capacity to address this demand and pricing may prove to be inaccurate. The addressable market we estimate may not materialize for many years, if ever, and even if the markets in which we compete meet the size estimates in this Annual Report, our business could fail to grow at similar rates, if at all.

Trademarks

We have proprietary rights to trademarks, service marks and trade names used in this Annual Report that are important to our business, including, among others, Riskified and the Riskified design logo. Solely for convenience, trademarks, service marks and trade names referred to in this Annual Report may appear without the “®” or “™” symbols, but such references are not intended to indicate, in any way, that we will not assert, to the fullest extent possible under applicable law, our rights or the rights of the applicable licensor to these trademarks and trade names. We do not intend our use or display of other companies’ trademarks, trade names or service marks to imply a relationship with, or endorsement or sponsorship of us by, any other companies. Each trademark, trade name or service mark of any other company appearing in this Annual Report is the property of its respective holder.

CAUTIONARY NOTE REGARDING FORWARD-LOOKING STATEMENTS

This Annual Report contains forward-looking statements within the meaning of the safe harbor provisions of the U.S. Private Securities Litigation Reform Act of 1995. We intend such forward-looking statements to be covered by the safe harbor provisions for forward-looking statements contained in Section 27A of the U.S. Securities Act of 1933, as amended (the "Securities Act") and Section 21E of the U.S. Securities Exchange Act of 1934, as amended (the "Exchange Act"). All statements contained in this Annual Report other than statements of historical fact, including, without limitation, statements regarding our future results of operations and financial position, growth strategy, plans and objectives of management for future operations, including, among others, expansion in new and existing markets, development and introductions of new products, capital expenditures and debt service obligations and the implementation of our share repurchase program, are forward-looking statements. The words "believe," "may," "will," "estimate," "potential," "continue," "anticipate," "intend," "expect," "could," "would," "project," "predict," "forecasts," "aims," "plan," "target," and similar expressions are intended to identify forward-looking statements, though not all forward-looking statements use these words or expressions. These forward-looking statements are principally contained in the sections entitled Item 3.D. "Risk Factors," Item 4. "Information on the Company," and Item 5. "Operating and Financial Review and Prospects." These statements are neither promises nor guarantees, but involve known and unknown risks, uncertainties and other important factors that may cause our actual results, performance or achievements to be materially different from any future results, performance or achievements expressed or implied by the forward-looking statements, including, but not limited to, the following:

- our ability to manage our growth effectively;
- continued use of credit and debit cards and other payment methods that expose merchants to the risk of payment fraud, and changes or proposed changes in laws and regulations, including card scheme rules, or differing interpretations or enforcement of laws or regulations related to use of these payment methods, and the emergence of new alternative payment products;
- our history of net losses and ability to achieve and maintain profitability;
- our ability to attract new merchants and retain existing merchants;
- the impact of macroeconomic conditions on us and on the performance of our merchants;
- our ability to continue to improve our machine learning models;
- fluctuations in our CTB Ratio and gross profit margin;
- our ability to protect the information of our merchants and consumers;
- our ability to predict future revenue due to lengthy sales cycles;
- seasonal fluctuations in revenue;
- competition;
- our merchant concentration;
- the financial condition of our merchants, particularly in challenging macroeconomic environments;
- our ability to increase the adoption of our products and to develop and introduce new products;
- our ability to mitigate the risks involved with selling our products to large enterprises;
- our ability to retain the services of our executive officers, and other key personnel, including our co-founders;

- our ability to attract and retain highly qualified personnel, including software engineers and data scientists, particularly in Israel;
- changes to our prices and pricing structures;
- our exposure to potential future litigation claims;
- our exposure to fluctuations in currency exchange rates;
- our ability to obtain additional capital;
- our third-party providers of cloud-based infrastructure;
- our ability to protect our intellectual property rights;
- technology and infrastructure interruptions or performance problems;
- the efficiency and accuracy of our machine learning models and access to third-party and merchant data;
- our ability to comply with evolving data protection, privacy and security laws;
- any actual or perceived failure to comply with evolving regulatory frameworks around the development and use of artificial intelligence;
- our ability to successfully implement and use machine learning technology and artificial intelligence;
- our use of open-source software;
- our ability to enhance and maintain our brand;
- our ability to execute potential acquisitions, strategic investments, partnerships, or alliances;
- potential claims related to the violation of the intellectual property rights of third parties;
- our failure to comply with anti-corruption, trade compliance, and economic sanctions laws and regulations;
- our ability to enforce non-compete agreements entered into with employees in certain locations;
- our ability to maintain effective systems of disclosure controls and financial reporting;
- our ability to accurately estimate or judgements relating to our critical accounting policies;
- our business in China;
- changes in tax laws or regulations;
- increasing scrutiny of, and expectations for, environmental, social and governance initiatives;
- potential future requirements to collect sales or other taxes;
- potential future changes in the taxation of international business and corporate tax reform;
- changes in and application of insurance laws or regulations;
- conditions in Israel that may affect our operations, including the ongoing war between Israel and Hamas, as well as tension between Israel and Hezbollah on the Israel-Lebanon border;

- the impact of the dual class structure of our ordinary shares;
- the timing and amount of our share repurchases (if any);
- our status as a foreign private issuer; and
- the other matters described in the section entitled Item 3.D. “*Risk Factors*.”]

You should not rely on forward-looking statements as predictions of future events. We have based the forward-looking statements contained in this Annual Report primarily on our current expectations and projections about future events and trends that we believe may affect our business, financial condition and operating results. The outcome of the events described in these forward-looking statements is subject to risks, uncertainties and other factors described in Item 3.D. “*Risk Factors*” and elsewhere in this Annual Report. Moreover, we operate in an evolving environment. New risks and uncertainties emerge from time to time, and it is not possible for us to predict all risks and uncertainties, nor can we assess the impact of all factors on our business or the extent to which any factor, or combination of factors, may cause actual results to differ materially from those contained in any estimates or forward-looking statements. We qualify all of our estimates and forward-looking statements by these cautionary statements.

Additionally, we may provide information herein or on our website, or documents accessible thereby, that is not necessarily “material” under the federal securities laws for Securities and Exchange Commission (“SEC”) reporting purposes, but that is informed by various environmental, social, and governance (“ESG”) standards and frameworks (including standards for the measurement of underlying data), and the interests of various stakeholders, among other things. Much of this information is subject to assumptions, estimates or third-party information that is still evolving and subject to change. For example, our disclosures based on any standards may change due to revisions in framework requirements, availability or quality of information, changes in our business or applicable government policies, or other factors, some of which may be beyond our control.

The estimates and forward-looking statements contained in this Annual Report speak only as of the date of this Annual Report. Except as required by applicable law, we undertake no obligation to publicly update or revise any estimates or forward-looking statements contained in this Annual Report, whether as a result of any new information, future events, or otherwise, or to reflect the occurrence of unanticipated events or otherwise.

PART I

ITEM 1. IDENTITY OF DIRECTORS, SENIOR MANAGEMENT AND ADVISERS

Not applicable.

ITEM 2. OFFER STATISTICS AND EXPECTED TIMETABLE

Not applicable.

ITEM 3. KEY INFORMATION

A. [Reserved]

B. Capitalization and Indebtedness

Not applicable.

C. Reasons for the Offer and Use of Proceeds

Not applicable.

D. Risk Factors

You should carefully consider the risks and uncertainties described below and the other information in this Annual Report before making an investment decision. Our business, financial condition, results of operations or strategic objectives could be materially and adversely affected by any of these risks and uncertainties. The trading price and value of our Class A ordinary shares could decline due to any of these risks and uncertainties, and you may lose all or part of your investment. This Annual Report also contains forward-looking statements that involve risks and uncertainties. See "Cautionary Note Regarding Forward-Looking Statements." Our actual results could differ materially from those anticipated in these forward-looking statements as a result of certain factors, including the risks and uncertainties faced by us described below and elsewhere in this Annual Report.

Risks Relating to Our Business and Industry

We have experienced substantial growth since our inception. If we fail to manage our growth effectively, then our revenues, results of operations, and financial condition may be adversely affected.

We have experienced substantial growth in our business since inception in 2012. Our revenue was \$297.6 million and \$261.2 million for the years ended December 31, 2023 and 2022, respectively, representing an increase of 14%. Our historical revenue growth may not be sustainable and should not be considered indicative of our future performance. Since launching our business, we have frequently expanded and enhanced our products, extended our geographic presence, and changed our pricing methodologies. This evolution and associated growth makes it difficult to evaluate our future prospects and the risks and challenges we may encounter. These risks include our ability to:

- accurately forecast our revenue and plan our operating expenses;
- increase the number of new merchants and retain existing merchants using our products;
- successfully compete with current and future competitors;
- successfully expand our business in existing markets, and enter new markets and geographies;
- anticipate and respond to macroeconomic changes and changes in the markets in which we operate;

- successfully execute on our growth initiatives while also focusing on enhanced expense discipline and path to profitability;
- accurately adjust our pricing structures for our products;
- maintain and enhance the value of our reputation and brand;
- adapt to rapidly evolving trends in the ways merchants and consumers interact with, and shop using, technology;
- accurately predict projected chargeback expenses, especially in new industry verticals, new geographies and with respect to new payment methods, or if new fraud patterns develop more quickly than our ability to detect and block those new fraud patterns;
- avoid interruptions or disruptions to our service;
- develop a scalable, high-performance technology infrastructure that can efficiently and reliably handle increased usage, as well as the deployment of new features and products; and
- hire, integrate, and retain talented technology, sales, and other personnel.

In addition, any material decline in global ecommerce transaction volumes in the future, for whatever reason, may adversely impact our future revenues and financial condition.

If we fail to address the risks and difficulties we face, including those associated with the challenges listed above as well as those described elsewhere in this “*Risk Factors*” section, our business, financial condition, and results of operations could be adversely affected.

We are dependent upon the continued use of credit and debit cards and other payment methods that expose our merchants to the risk of payment fraud as a primary means of payment for ecommerce transactions. Changes in laws and regulations, including card scheme rules, related to use of these types of payment methods, the emergence of alternative payment products, or the general public’s use of such alternative payment methods has, and may in the future reduce or change the use-cases for our products, and has and could continue to adversely affect our revenues, our results of operations and financial condition.

The future success of our business depends upon the continued use of credit and debit cards and other payment methods as a primary means to pay for online purchases and conduct commercial transactions that expose our merchants to the risk of payment fraud. Federal, state or foreign government bodies or agencies have in the past adopted, and may in the future adopt, laws or regulations affecting the use of such payment methods, including with respect to card-not-present transactions. In addition, card schemes such as Visa, Mastercard and American Express, impose rules and other requirements on participants in the payment chain. Changes in these laws, regulations or card scheme rules and terms and conditions of other payment providers could require us to modify our products in order to comply with these changes.

In addition, the adoption, implementation and evolution of laws, regulations or card scheme rules that operate to reduce fraudulent transactions, shift liability for certain transactions away from merchants and on to other participants in the payments chain, or route transactions through networks or payments rails with different chargeback rules may adversely affect the use-cases and demand for our products, our business, financial condition, and results of operations or require us to make changes to our business and strategies. In addition, to the extent the performance of strong factor authentication protocols, such as 3D Secure, improves over time, or merchant risk profiles or consumer preferences shift over time, we may begin to see merchants electing to voluntarily adopt similar protocols with respect to online transaction volume. The adoption of 3D Secure or other strong factor authentication protocols that reduce online payment fraud, or shift the liability for online payment fraud away from the merchant, may reduce the

demand or use-cases for our products, reduce the GMV available for us to review, and could adversely affect our revenues, our results of operations and financial condition.

Further, we depend upon the general public's continued willingness to use credit cards and other payment methods that expose our merchants to the risk of payment fraud as a primary means to pay for online purchases and conduct commercial transactions. While we are able to review and guarantee transactions completed using alternative ecommerce payment methods, such as Apple Pay, Google Pay and Paypal, the increased availability of, and adoption by our merchants and by the general public of these and other alternative payment methods (such as "buy now pay later" services, cryptocurrencies or "digital wallet" style products or real time payments, including those offered by large "traditional" financial institutions with large customer bases), which may be less susceptible to fraud, include native fraud management features, sit outside of the broader chargebacks regime or allow liability for online transactions to be shifted away from merchants, may reduce the attractiveness or use-cases of our products, reduce demand for our products and the GMV available for us to review, and may adversely affect our business, financial condition, and results of operations.

We have a history of net losses and there are no assurances that we will achieve profitability in the future.

We have not been profitable since our inception in 2012 and have incurred significant net losses in prior years, including net losses of \$59.0 million and \$104.7 million for the years ended December 31, 2023 and 2022, respectively. While we have implemented certain cost reduction measures, we anticipate that our non-GAAP operating expenses may increase modestly over the next several years as we continue to strategically hire, expand our partnerships, operations, and infrastructure, continue to expand and enhance our products, and increase our spending on sales and marketing. In addition, our ability to achieve and maintain profitability will depend, in part, on our ability to effectively manage and decrease our chargeback expenses, which is dependent on our ability to improve the accuracy of our products. The accuracy of our products is, in part, driven by the amount of information we are able to obtain from processing transactions. In addition, higher rates of inflation in the U.S. and globally, and demand for high-tech personnel in Israel, have impacted, and may continue to impact our costs of labor and the prices at which we are able to acquire goods and services from third-party vendors on which we rely. In many instances, we are not able to increase the prices at which we sell our products and services to offset these higher costs, either partially or at all. We intend to continue enhancing our existing products and may develop and introduce new products through internal research and development, and we may also selectively pursue acquisitions. These efforts may prove more expensive than we currently anticipate. If our revenue declines, or fails to grow at a rate sufficient to offset increases in our operating expenses, we may continue to generate losses and not be able to achieve and maintain profitability in future periods. In addition, our increased focus on expense discipline, dilution management, capital allocation initiatives, and path to profitability may require us to reduce the resources we can allocate to growth initiatives, which may in turn result in slower than anticipated revenue growth. We cannot assure you that we will become profitable, or that if we do become profitable, we will be able to sustain profitability.

If we are unable to attract new merchants, retain existing merchants or increase sales of our products to existing merchants, our business, financial condition and results of operations may be adversely affected.

Our growth is dependent on our ability to continue attracting new merchants while retaining existing merchants and expanding and enhancing the products we sell to them. In particular, if we are not able to attract new merchants and increase the amount of transactions we process within our existing merchant network, we may not be able to continue to improve our products. Growth in the demand for our products may also be inhibited, and we may be unable to grow our merchant base for a number of reasons, including, but not limited to:

- our failure to develop or offer new or enhanced products in a timely manner that are comparable with, or superior to, new technologies or competitor offerings, and that meet the evolving needs of our merchants and changes in the regulatory environment in which we operate;
- difficulties providing high quality support or maintaining a high level of merchant satisfaction, which could reduce demand for our products if existing merchants terminate their relationship with us or stop referring prospective merchants to us;
- increases in our merchant churn rates, including churn of significant merchants from whom we derive a significant percent of our revenue, which may occur for various reasons including, but not limited to, corporate reorganizations, mergers and acquisitions or bankruptcies affecting our merchant base;
- perceived or actual security, availability, integrity, privacy, reliability, quality, or compatibility problems with our products, including related to unscheduled downtime, outages, or network security breaches; and
- continued or increased competition in our industry, including greater marketing efforts or investments by our competitors in advertising and promoting their brands or in product development.

Our future success depends, in part, on our ability to sell additional products to our existing merchants. If our merchants do not purchase additional products from us, or do not renew their agreements upon expiration, our business, financial condition, and results of operations may be adversely affected.

Our merchant expansions and renewals may decline or fluctuate as a result of a number of factors, including merchant usage, merchant satisfaction with our products and ecommerce risk intelligence platform capabilities and merchant support, our prices, the prices of competing products, corporate reorganizations, mergers and acquisitions or bankruptcies affecting our merchant base, consolidation of affiliates' multiple paid business accounts into a single paid business account, the effects of global economic conditions, including recession and inflation, or reductions in our merchants' spending levels generally. These factors may be exacerbated if, consistent with our growth strategy, our merchant base continues to grow to encompass large online enterprises.

Our revenue is impacted, to a significant extent, by macroeconomic conditions and the financial performance of our merchants.

Our business, the ecommerce retail sector, and our merchants' businesses are sensitive to macroeconomic conditions. Economic factors, such as interest rates, inflation, currency exchange rates, changes in monetary and related policies, market volatility, consumer confidence, recession or recessionary indicators, supply chain issues, unemployment rates, shifts in consumer spending patterns (for example, between goods and services), and real wages, are among the most significant factors that impact consumer spending behavior. Weak economic conditions or a significant deterioration in economic conditions, including prolonged recession with sustained high interest rates and unemployment rates, may reduce the amount of disposable income available to consumers, which, in turn, reduces consumer spending and merchant transaction volumes. This has had, and may continue to have an adverse effect on our business, financial condition, and results of operations.

In particular, there are certain industries, including the luxury goods industry, that are particularly susceptible to recession and other macroeconomic conditions, such as inflation, that may reduce consumer discretionary spending. Similarly, external macroeconomic factors and business conditions including global supply chain disruptions, such as those experienced in many industries in recent years, have resulted in and may in the future result in shortages of raw products and prolonged shipping and delivery times for consumer goods. This may in turn lead to decreased ecommerce transaction volumes as consumers instead opt to purchase stock-on-hand from bricks-and-mortar retailers, rather than

transact through digital channels. Any reduction in our merchants' transaction volume directly impacts the revenue we derive from them and, if such reduction continues for a prolonged period, would have a material adverse effect on our business, financial condition and results of operations.

Our ability to review transactions for fraud, and the fees due to us associated with providing such products, depends upon sales of products and services by our merchants. Certain of our merchants' sales have and may in the future decrease or fail to increase at rates consistent with prior performance, current expectations, or at all, as a result of factors outside of their control, such as the macroeconomic conditions referenced above, or business conditions affecting a particular industry vertical or region. For example, we continued to see softness in certain industry verticals, including "Fashion & Luxury", "Home" and "General Retail" throughout 2023, which we believe is partially attributable to a slowdown in consumer discretionary spending as a result of macroeconomic pressures. In our experience, weak economic conditions can also extend the length of our merchants' sales cycles, and cause consumers to delay making (or not make) purchases of our merchants' products and services. Even in the absence of macroeconomic factors, the performance of our merchants directly impacts our business, and, as a result, if the sales volume and financial performance of a merchant is negatively impacted for reasons specific to such merchant, our revenues will be negatively impacted. In addition, a reduction in online engagement generally or for any of our individual merchants, including due to a general decrease in online spending or a decreased demand for any of our merchants' products or services for any reason could lead to a decrease in our merchants' ecommerce revenues, which, in turn, would harm our revenues or reduce the attractiveness of our products.

If we are unable to continue to improve our machine learning models or if our machine learning models contain errors or are otherwise ineffective, our growth prospects, business, financial condition, and results of operations may be adversely affected.

Our products are based on our machine learning models and our ability to attract new merchants, retain existing merchants, or increase sales of our products to existing merchants will depend in large part on our ability to maintain a high degree of accuracy and automation in our automated decisioning process. Maintaining or improving the level of accuracy in our automated decisioning process in turn allows us to maintain or improve approval rates for our merchants over time. If our machine learning models fail to accurately detect fraud, detect fraud quickly enough or correctly categorize new risks relating to fraud, or if any of the other components of our automated decisioning process fail, we will typically experience higher than forecasted chargebacks, which in turn puts downward pressure on our gross margins, and may impact our ability to attract new merchants, retain existing merchants or increase sales of our products to existing merchants and our business, financial condition, and results of operations may be adversely affected.

Our machine learning models are designed to analyze data attributes to identify complex transaction and behavior patterns, which enables us to detect fraud and illegitimate consumers quickly and accurately. Our ability to accurately detect fraud even as methods of committing fraud evolve and become more sophisticated is dependent on our ability to continuously improve and train these models. However, it is possible that our machine learning models may prove to be less accurate than we expect, or than they have been in the past, for a variety of reasons, including inaccurate assumptions or other errors made in building or training such models, incorrect interpretations of the results of such models, increased fraud sophistication beyond the capabilities of our machine learning models, and failure to timely update model assumptions and parameters. For example, in the third quarter of 2023, one of our merchants experienced a significant fraud event. In this instance, our machine learning models were not able to effectively block the relevant fraudulent transactions. In addition, because we had not correctly predicted the scope of the fraud event, the overall risk level in the merchant's account was underrepresented at the time the event occurred. The combination of these factors meant that we were unable to mitigate the effects of the fraud event quickly enough, which impacted our quarterly gross profit. In addition, our machine learning models may initially be less accurate following expansion into new industry verticals, geographic regions and use-cases, such as review of automated clearing house ("ACH") payments or covering non-fraud related chargebacks. Further, the successful performance of our machine learning

models relies on the ability to constantly review and process large amounts of transactions and other data. If we are unable to attract new merchants, retain existing merchants or increase sales of our products to existing merchants, or if our merchants do not provide us with access to a significant volume of their transaction data or if the number of transactions processed by our existing merchants declines, the amount of data reviewed and processed by our machine learning models will be reduced or may fail to grow at a pace that will allow us to continue to improve the efficiency of our machine learning models, which may reduce the accuracy of such models. Additionally, such models may not be able to effectively account for matters that are inherently difficult to predict or are otherwise beyond our control, such as social engineering and other methods of perpetrating fraud that do not lend themselves well to risk-based analysis. Material errors or inaccuracies in such machine learning models could lead us to make inaccurate or sub-optimal operational or strategic decisions, which could adversely affect our business, financial condition and results of operations. Our inability to train our models or develop new technology that can detect new fraud schemes may also result in significant chargeback expenses, which would materially and adversely impact our business, financial condition, and results of operations.

The data gathering for, and development of, our machine learning models have predominantly occurred during a period of sustained economic growth, and our machine learning models have not been extensively tested during a down-cycle economy or recession. For example, consumer spending patterns, transaction volumes and fraud patterns experienced during a down-cycle economy or recession may differ from those experienced during periods of sustained economic growth. There is no assurance that our machine learning models can continue to accurately detect fraud under adverse economic conditions. If our machine learning models are unable to accurately detect fraud under such economic conditions, the performance of our product may be worse than anticipated and we may be required to issue a significant amount of credits as a result of valid chargebacks, which would adversely affect our business, financial condition and results of operations.

Our CTB Ratio and gross profit margin have historically fluctuated from quarter-to-quarter and we expect that to continue. These metrics are managed, and should be analyzed, on an annual basis.

Our CTB Ratio and gross profit margin are managed, and are best analyzed, on an annual basis. Historically, our CTB Ratio and gross profit margin have fluctuated between periods, and we expect that these financial metrics will continue to fluctuate between periods in the future, based on a number of factors, including changes in the mix of our merchant industry base, our entry into new geographies and industries, shifts from credit and debit cards towards alternate payment methods, the risk profile of orders approved in the period, technological improvements in the performance of our models, seasonality, large-scale merchant fraud events or security incidents, expansion into other use-cases and other factors. For example, our CTB Ratio and gross profit margins are sometimes negatively impacted in the first several quarters following the onboarding of merchants in new industry verticals or geographic regions, as our machine learning models adapt to the unique fraud patterns and other characteristics associated with transaction volume in those industries or regions. Model performance will generally normalize over time as our machine learning models gather more data and their accuracy improves. We believe that similar trends will continue to affect our future quarterly performance. In addition, order populations in certain industry verticals or geographic regions may be more or less risky. For example, historically “tickets and travel” has been a higher-risk, lower-margin industry, while other industry verticals, such as “electronics” and “fashion, cosmetics and luxury goods” have been lower-risk, higher-margin industries. Any change in our merchant industry mix between periods is likely to impact our CTB Ratio and gross profit margin between periods.

Our products enable the collection and storage of personal, confidential or proprietary information of our merchants and their consumers, and security concerns could result in liability to us or inhibit sales of our products.

In conducting our business, we rely heavily on computer systems, hardware, software, technology infrastructure and online websites and networks (collectively, “IT Systems”), including those of third-party service providers, for both internal and external operations. Our operations involve the storage,

transmission and processing of our merchants' and their consumers' confidential proprietary data, which can include personal information. Because we make extensive use of third-party suppliers and service providers, successful cyberattacks against such third parties' IT Systems can also materially impact our operations and financial results. While we have developed systems and processes to protect our IT Systems and the integrity, confidentiality, availability and security of such data, our security measures or those of our third-party service providers, including, but not limited to, the third-party providers of cloud-based infrastructure, or Public Cloud Providers, have in the past and could in the future result in unauthorized access to or disclosure, modification, misuse, loss or destruction of such data. Any security breaches, computer malware, ransomware or extortion based attack, exploited hardware or software bugs, distributed denial-of-service ("DDoS") attacks, misconfigurations or similar vulnerabilities experienced by us or by our third-party service providers, including from diverse threat actors, such as state-sponsored organizations, opportunistic hackers and hacktivists, could expose us to a risk of loss of personal, confidential or proprietary information, operational disruptions, loss of business, severe reputational damage adversely affecting merchant or investor confidence, regulatory investigations and orders, litigation (including class action lawsuits), indemnity obligations, damages for contract breach, fines and penalties for violation of applicable laws or regulations, and significant costs for remediation and incentives offered to merchants or other business partners in an effort to maintain business relationships after a breach, and other liabilities.

We regularly experience and expect to continue to experience actual and attempted cyber-attacks on our IT Systems, such as through phishing scams and ransomware. Additionally, in the aftermath of Hamas' attack on Israel on October 7, 2023, many Israeli websites reported a significant increase in DDoS attacks. Although none of these actual or attempted cyber-attacks to date, individually or in the aggregate, has had a material adverse impact on our operations or financial condition, we cannot guarantee that such incidents will not have such an impact in the future. Cyberattacks and other malicious Internet-based activity continue to increase generally. If our products or security measures are perceived as weak or are actually compromised as a result of third-party action, employee or merchant error, malfeasance, stolen or fraudulently-obtained log-in credentials, or otherwise, our merchants may curtail or stop using our products, our reputation could be damaged, our business may be adversely affected, and we could incur significant liability. Further, because our products and services are integrated with our customers' systems and processes, any circumvention, disruption or failure of our cybersecurity defenses or measures could compromise the confidentiality, integrity, and availability of our customers' own IT Systems and/or our customers' proprietary or other sensitive information which could result in legal claims or proceedings (such as class actions), regulatory investigations and enforcement actions, fines and penalties, negative reputational impacts that cause us to lose existing or future customers, and/or significant incident response, system restoration or remediation and future compliance costs. We may be unable to anticipate or prevent techniques used to obtain unauthorized access to or to sabotage systems because threat actors are becoming increasingly sophisticated in using techniques and tools – including artificial intelligence – that change frequently, may remove forensic evidence and generally are not detected until after an incident has occurred. As adoption of our products by merchants continues to increase and our brand becomes more widely known and recognized, we may become more of a target for third parties seeking to compromise our security systems or gain unauthorized access to our merchants' data. Moreover, if a high-profile security breach occurs with respect to another cloud platform provider, our merchants and potential merchant customers may lose trust in the security of cloud platforms generally, which could adversely impact our ability to retain existing merchants or attract new ones. While we continue to implement controls and plans for preventative actions to further strengthen our IT Systems against future attacks, we cannot ensure that such measures will be fully implemented and complied with, provide adequate security, that we will be able to react in a timely manner, or that our remediation efforts following past or future attacks will be successful.

If we are not able to detect activity on our ecommerce risk intelligence platform that might be nefarious in nature or if we are not able to design processes or systems to reduce the impact of similar activity on a platform of a third-party service provider, our merchants could suffer harm. In such cases, we could face exposure to legal claims, particularly if a merchant suffers actual harm.

There can be no assurance that our cybersecurity risk management program and processes, including our policies, controls or procedures, will be fully implemented, complied with or effective in protecting our systems and information. Any adverse impact to the availability, integrity or confidentiality of our IT Systems may result in significant incident response, system restoration or remediation and future compliance costs. We cannot assure you that any limitation of liability provisions in our contracts for a security lapse or breach would be enforceable, adequate or would otherwise protect us from any liabilities or damages with respect to any particular claim related to such lapse or breach. We also cannot be sure that our existing insurance coverage will continue to be available on acceptable terms or will be available in sufficient amounts to cover one or more large claims related to a security breach, or that the insurer will not deny coverage as to any future claim. Our existing general liability and cyber liability insurance policies may not cover, or may cover only a portion of, any potential claims related to security lapses or breaches to which we are exposed or may not be adequate to indemnify us for all or any portion of liabilities that may be imposed. We also cannot be certain that our existing insurance coverage will continue to be available on economically reasonable terms or in amounts sufficient to cover the potentially significant losses that may result from a security incident or breach, which could therefore have a material adverse effect on our business, financial condition and results of operations.

Lengthy sales cycles with large enterprises make it difficult to predict our future revenue and may cause variability in our operating results.

Our sales cycle can vary substantially from merchant to merchant, but with large enterprises it typically requires 25 to 55 weeks on average from the time we designate a merchant as a sales qualified lead to execution of an agreement with that merchant. Our ability to forecast revenue accurately is affected by our ability to forecast new merchant acquisitions. Lengthy sales cycles make it difficult to predict the quarter in which revenue from a new merchant may first be recognized. If we overestimate new merchant growth in a particular period or generally, our revenue will not grow as quickly as our forecasts, our costs and expenses may continue to exceed our revenue, and our results of operations will be adversely affected. In addition, we may not meet or may be required to revise guidance that we have provided to the public, if any.

In addition, we plan our operating budget, including sales and marketing expenses, and our hiring needs, in part, based on our forecasts of new merchant growth and future sales. If new merchant growth or sales for a particular period is lower than expected, we may not be able to proportionately reduce our operating expenses for that period, which could harm our operating results for that period. Delays in our sales cycles could cause significant variability in our revenue and operating results for any particular period.

We have experienced in the past, and expect to continue to experience, seasonal fluctuations in our revenues. If we fail to accommodate increased volumes during peak seasons and events, our business, financial condition, and results of operations may be adversely affected.

Our business is seasonal in nature and our GMV and revenues are typically highest in the calendar fourth quarter. Our revenue is directly correlated with the level of revenue that our merchants generate, and our merchants typically generate the most revenue in the calendar fourth quarter, which includes Black Friday, Cyber Monday, the holiday season, and other peak events included in the ecommerce calendar, such as Chinese Singles' Day and Thanksgiving. Our gross profit margin typically follows a similar trend. For the years ended December 31, 2023 and 2022, calendar fourth quarter revenue represented approximately 28% and 30% of our total revenues, respectively. As a result, our revenue will typically decline in the calendar first quarter of each year relative to the calendar fourth quarter of the previous year.

Any service disruption affecting our products, especially during the calendar fourth quarter, could have a negative effect on our operating results. Surges in volumes during peak periods may strain our technological infrastructure and merchant support activities, which may reduce our revenue and the attractiveness of our products.

Any disruption to our operations or the operations of our merchants during the calendar fourth quarter could lead to a material decrease in revenues relative to our expectations for the calendar fourth quarter, which could in turn result in a significant shortfall in revenue, results of operations and operating cash flows for the full year.

We operate in a highly competitive industry. Competition presents an ongoing challenge to the success of our business.

We operate in a highly competitive industry, and we expect competition to continue to increase. With the introduction of new technologies and the entry of new competitors into the market, including risk scoring companies that provide non-guaranteed decisions, typically at a lower price point, we expect competition to persist and intensify in the future. This could harm our ability to attract new merchants, increase sales, maintain or increase renewals, and maintain or increase our prices. We believe that our ability to compete depends upon many factors both within and beyond our control, including the following:

- the size of our merchant base;
- the timing and market acceptance of products, including the developments and enhancements to those products, offered by us or our competitors;
- the quality of our products and our merchant service and support efforts;
- our selling and marketing efforts;
- our continued ability to develop technology to support our business model;
- our continued ability to develop and implement new products to meet evolving merchant needs, use-cases and regulatory requirements;
- our continued ability to expand into and localize our products in new geographies and new industry verticals in a timely manner;
- the pricing structures and pricing practices employed by our competitors; and
- our brand strength relative to our competitors.

Many of our existing and potential competitors could have substantial competitive advantages, such as greater name recognition, longer operating histories, larger sales and marketing budgets, greater merchant support resources, lower labor and development costs, larger and more mature intellectual property portfolios and significantly greater financial, technical, marketing and other resources. Further, in addition to fraud detection and prevention, certain of our competitors may offer a more comprehensive portfolio of products and services, which may make them more attractive to potential merchants.

Our competitors may engage in more extensive research and development efforts, undertake more far-reaching marketing campaigns and adopt more aggressive pricing policies which may allow them to attract merchants. Our competitors may develop products that are similar to our products or that achieve greater market acceptance than our products, which could attract merchants away from our products and reduce our market share.

In addition, if one or more of our competitors were to merge or partner with another of our competitors, our ability to compete effectively could be adversely affected. Our competitors may also establish or strengthen cooperative relationships with our current or future strategic distribution and technology partners or other parties with whom we have relationships (i.e. channel partners), thereby limiting our ability to promote and implement our ecommerce risk intelligence platform.

These competitive pressures in our market, or our failure to compete effectively, may result in price reductions, lower transaction volumes, reduced revenue and gross profit margins, increased net losses,

merchant-churn and loss of market share. Any failure to meet and address these factors may adversely affect our business, financial condition and results of operations.

We have a substantial merchant concentration, with a limited number of merchants accounting for a substantial portion of our revenues. The loss of a significant merchant would materially and negatively affect our business, financial condition and results of operations.

We derive a significant portion of our revenues from a few significant merchants, each of which operates in the ecommerce retail sector. For the three years ended December 31, 2023, 2022 and 2021, our three largest merchants in the aggregate accounted for 28%, 25% and 30% of our revenues, respectively. In addition, our five largest merchants in aggregate accounted for approximately 38%, 34% and 39% of our revenues for the years ended December 31, 2023, 2022 and 2021, respectively. If any of these merchants experience declining or delayed sales or other business interruptions due to market, economic, or competitive conditions, the fees we receive from such merchant will decline proportionally. Further, because the retail sector, where most of our major merchants operate, is generally susceptible to macroeconomic factors, we too are susceptible to macroeconomic factors. See "Item 3.D. *Risk Factors-Risks Relating to our Business and Industry-Our revenue is impacted, to a significant extent, by macroeconomic conditions and the financial performance of our merchants.*" In addition, we could be pressured to reduce our prices, make other contractual concessions or we could experience a decline in the demand for our products, any of which could negatively affect our business, financial condition, and results of operations. If any of our five largest merchants terminate their relationships with us, become subject to bankruptcy proceedings, or otherwise cease operating, such termination, bankruptcy or cessation of operations would materially negatively affect our business, financial condition, and results of operations. Furthermore, if any of our largest merchants terminate their relationships with us, or if these merchants experience declining or delayed ecommerce sales or other business interruptions, our estimates and forecasts relating to the size and expected growth of our market and our revenues may prove to be inaccurate.

The risk of losing merchants as a result of bankruptcies may be higher due to challenging macroeconomic conditions (including a recession), and could materially and negatively affect our business, financial condition and results of operations.

We have in the past had, and may in the future have, merchants, including significant merchants, whose financial condition deteriorates significantly, or who become subject to bankruptcy proceedings. In particular, merchants who are highly leveraged, operate on narrow margins, or are otherwise susceptible to changes in economic, competitive and market conditions, may be at an increased risk of bankruptcy in a recessionary environment. In addition to a reduction in these merchants' ecommerce sales volumes, possibly to zero, we are not always able to recover amounts due to us from these merchants, which can have a material adverse impact on our business, financial condition, and results of operations.

If we are unable to develop enhancements to our products, increase adoption and usage of our products, and introduce new products and capabilities that achieve market acceptance, our business, financial condition and results of operations may be adversely affected.

Our ability to attract new merchants and increase revenue from existing merchants depends on numerous factors, including our ability to enhance and improve our existing products, increase adoption and usage of our products, and introduce new products and capabilities. In particular, if we are not able to develop technology that is able to keep pace with new and increasingly complex fraud schemes or that is able to solve new or different problems for our merchants, we may not be able to achieve a return on investment that satisfies our merchants. The success of any enhancements or new products depends on several factors, including timely completion, adequate quality testing, introduction to the market, and market acceptance. Any products we develop may not be introduced in a timely or cost-effective manner (or at all), may contain errors or defects, or may not achieve the broad market acceptance necessary to generate sufficient revenue. If we are unable to successfully enhance our existing products to meet

merchant requirements, increase adoption and usage of our products, or develop new products, our business, financial condition, and results of operations may be adversely affected.

If we are unable to continue to increase the sales of our products to large enterprises while mitigating the risks associated with serving such merchants, our business, financial condition and results of operations may be adversely affected.

Our growth strategy is dependent, in large part, upon the continued increase of sales to large enterprises. For the year ended December 31, 2023, we estimate that more than 90% of our Billings were derived from merchants generating over \$75 million in online sales per year. Sales to large enterprises involve risks that may not be present or that are present to a lesser extent with sales to smaller entities, such as longer sales cycles, more complex merchant requirements, substantial upfront sales costs, and less predictability in completing some of our sales. For example, large enterprises may require considerable time to evaluate and test our applications and those of our competitors prior to making a purchase decision and placing an order. A number of factors influence the length and variability of our sales cycle, including the need to educate potential merchants about the uses and benefits of our products, the discretionary nature of purchasing and budget cycles, and the competitive nature of evaluation and purchasing approval processes. As a result, the length of our sales cycle may vary significantly from merchant to merchant, and sales to large enterprises typically take longer to complete. Moreover, large enterprises often request pilot periods or begin by deploying our products on a limited basis, but nevertheless require configuration, integration services, and pricing negotiations, which increase our upfront investment in the sales effort with no guarantee that these merchants will deploy our products widely enough across their organization to justify the substantial upfront investment. Our ability to improve our sales to such large enterprises is also partially dependent on our ability to continue to attract, train and retain sales personnel with experience selling to large enterprises, and competition for such personnel can be intense.

In addition, as security breaches with respect to larger, high-profile enterprises are likely to be heavily publicized, there is an increased reputational risk associated with serving such merchants. If we are unable to continue to increase sales of our products to large enterprises while mitigating the risks associated with serving such merchants, our business, financial condition, and results of operations may be adversely affected.

The loss of the services of any of our executive leadership team, including our co-founders, who are also our Chief Executive Officer and Chief Technology Officer, could materially and adversely affect our revenues, our results of operations and financial condition.

Our success and future growth depend largely upon the continued services of our executive officers and other key employees in the areas of research and development, marketing, business development, sales, products, and general administrative functions. In particular, the experiences of Eido Gal, our co-founder and Chief Executive Officer, and Assaf Feldman, our co-founder and Chief Technology Officer, are valuable assets to us. Mr. Gal and Mr. Feldman both have significant experience in developing automated risk and identity products and developing robust systems with machine learning algorithms and intelligent UIs for risk management applications and would be difficult to replace. Competition for senior executives in our industry is intense, and we may not be able to attract and retain qualified personnel to replace or succeed Mr. Gal, Mr. Feldman or other key executives. Failure to retain Mr. Gal, Mr. Feldman or other key executives would have a material adverse effect on our business, financial condition and results of operations.

In addition, executive leadership transition periods are often difficult as the new executives gain more detailed knowledge of our operations, and friction can result from changes in strategy and management style. Management turnover inherently causes some loss of institutional knowledge, which can negatively affect strategy and execution.

If we are unable to attract and retain executives and employees that we need to support our operations and growth, our revenues, our results of operations and financial condition may be adversely affected.

To execute our growth plan, we must attract and retain highly qualified personnel. Competition for these personnel is intense, especially for software engineers experienced in designing and developing software as a service (“SaaS”) applications and experienced sales professionals. Competition for talent in Israel has in the past been and remains intense. See Item 3.D. “*Risk Factors — Risks Relating to our Incorporation and Location in Israel — Due to competition for highly skilled personnel in Israel, we may fail to attract, recruit, retain and develop qualified employees, which could materially and adversely impact our business, financial condition and results of operations.*” If we are unable to attract such personnel remotely or in cities or countries where we are located, we may need to hire in other locations which may add to the complexity and costs of our business operations. In particular, we recently established a research and development hub in Portugal in order to enhance and expand our talent pool and to help rationalize our labor costs. There can be no guarantee that we will be successful in continuing to hire in this region, that we will be successful in integrating our research and development teams across locations, or that such initiative will lead to meaningful and sustainable cost savings. From time to time, we have experienced, and we expect to continue to experience, difficulty in hiring and retaining employees with appropriate qualifications. Many of the companies with which we compete for experienced personnel have greater resources than we have. If we hire employees from competitors or other companies, their former employers may attempt to assert that these employees or we have breached their legal obligations, resulting in a diversion of our time and resources.

In addition, prospective and existing employees often consider the value of the equity awards they receive in connection with their employment, in addition to their cash compensation. The market price of our stock has experienced significant volatility. Significant declines in the value of our stock, has, and may in the future, impact our ability to compensate employees appropriately and to attract and retain talent. If the total compensation, including the amount or value of equity awards offered to employees is perceived to be less favorable than total compensation or equity awards offered by other companies with whom we compete for talent, or the perceived value of our equity awards declines, experiences significant volatility, or increases such that prospective employees believe that they are not being fairly compensated or that there is limited upside to the value of the Company’s equity awards, it may adversely affect our ability to recruit and retain key employees. If we fail to attract new personnel or fail to retain and motivate our current personnel, our business, financial condition and results of operations may be adversely affected.

In the event of continued stock price volatility in the future, we may determine that it is necessary to grant equity awards to our employees, outside of ordinary ranges, to recalibrate total compensation and help recruit and retain talent. Existing shareholders may experience significant dilution of their ownership interests as a result of such grants.

We may need to change our prices and pricing structure from time to time, which may negatively impact our business.

We typically charge our merchants a percentage of the value of the transactions that we approve. The fee we charge our merchants is a risk-adjusted price (based on a variety of factors including historical fraud levels, approval rate commitment, industry vertical and geographic region), which is expressed as a percentage of the GMV dollars that we approve. We expect we may need to change our pricing model from time to time, including as a response to updates or enhancements to our product suite, and in response to changes in global economic conditions or reductions in our merchants’ spending levels generally.

Through our Chargeback Guarantee product, we provide a Chargeback Guarantee to our merchants for transactions that our ecommerce risk intelligence platform approves that are subsequently determined to be fraudulent and for which a valid chargeback reimbursement request is received by our merchant. Pursuant to our Chargeback Guarantee, we may be required to issue a significant amount of credits to

merchants. The credit issued via the invoice we provide to our merchants generally equates to the approved transaction amount, which exceeds the fee we charge for the associated transaction. This business model requires us to accurately predict the amount of credits we expect to issue in order to determine the appropriate pricing structure for our products, and failure to do so may negatively affect our financial condition. While chargebacks are intended as a consumer protection mechanism from fraudulent transactions, they are also susceptible to abuse and “friendly fraud”. For example, friendly fraud may occur when a consumer, rather than returning an order they are dissatisfied with, instead initiates the chargeback process to avoid a complicated returns process. Friendly fraud may violate the merchant’s cancellation policies and, depending on the jurisdiction, may also be unlawful. Nevertheless, to the extent a chargeback reimbursement request is received by our merchants, even in instances of friendly fraud or other chargeback abuse, we may be required to issue significant credits to our merchants in respect of these transactions. While we employ a variety of strategies to minimize our exposure to friendly fraud and other chargeback abuses, it is often difficult to differentiate friendly fraud and other chargeback abuses from “true” fraud. Any increase in chargeback abuse, including friendly fraud, may impact the our ability to accurately predict the amount of credits we expect to issue in order to determine the appropriate pricing structure for our products, which could negatively impact our business operations and financial performance.

Similarly, as we introduce new products, or as a result of the evolution of our existing products, including reviewing ACH payments and covering non-fraud related chargebacks, and as the methods and techniques used to perpetrate fraud evolve, we may have difficulty determining the appropriate pricing structure for our products.

In addition, as new and existing competitors introduce new products that compete with ours, or revise their pricing structures, we may be unable to attract new merchants or retain existing merchants at the same price, or based on the same pricing model as we have used historically. Moreover, as we continue to target selling our products to large enterprises, these large enterprises may demand substantial price concessions. As a result, we may be required, from time to time, to revise our pricing structure or reduce our prices, which could adversely affect our business, financial condition and results of operations.

We have been subject to securities class-action litigation and may be subject to similar or other litigation in the future, all of which will require significant management attention, could result in significant legal expenses and may result in unfavorable outcomes, all or any of which could adversely affect our operating results, harm our reputation or otherwise negatively impact our business.

We have been, and may in the future become, subject to litigation or claims arising in or outside the ordinary course of business that could negatively affect our business operations and financial condition, including securities class actions and shareholder derivative actions, both of which are typically expensive to defend. For example, in May 2022, a putative securities class action complaint was filed in federal court in the United States by certain of our shareholders against us, certain of our current and former officers and directors, and our underwriters alleging violations of the Securities Act in connection with our IPO-related disclosures, and seeking unspecified damages. On June 2, 2023, the Court granted our motion to dismiss the complaint in its entirety, with prejudice.

The outcome of any litigation, regardless of its merits, is inherently uncertain. Any claims and lawsuits, and the disposition of such claims and lawsuits, could be time-consuming and expensive to resolve, divert management attention and resources, cause reputational harm, and lead to attempts on the part of other parties to pursue similar claims. Any adverse determination related to litigation could adversely affect our operating results, harm our reputation or otherwise negatively impact our business. In addition, depending on the nature and timing of any such dispute, a resolution of a legal matter could materially affect our future operating results, our cash flows or both.

We are exposed to fluctuations in currency exchange rates, which could negatively affect our operating results.

A majority of our merchant agreements and partner and services contracts are denominated in U.S. dollars, and therefore substantially all of our revenue transactions are not subject to foreign currency risk as the U.S. dollar is also the functional currency of our consolidated subsidiaries. However, an increasing portion of our revenue is denominated in foreign currencies, in particular the Euro ("EUR"). A weakening of foreign currencies against the U.S. dollar will negatively affect our revenues. In addition, an increasing portion of our operating expenses are denominated in foreign currencies and are subject to fluctuations due to changes in foreign currency exchange rates. In particular, any strengthening of the New Israeli Shekels, or NIS, against the U.S. dollar will result in increasing costs. While we have robust hedging programs in place, if we are not able to successfully hedge against these risks in the future, our operating results could be adversely affected. For discussion of the impact of fluctuations in foreign currency exchange rates on our business, see Item 11. "Quantitative and Qualitative Disclosures About Market Risk-Foreign Currency Exchange Risk."

We may need additional capital, and we cannot be sure that additional financing will be available on favorable terms, if at all.

Historically, we have funded our operations and capital expenditures primarily through equity issuances and cash generated from our operations. Although we currently anticipate that our available funds and cash flow from operations will be sufficient to meet our cash needs for the foreseeable future, we may require additional financing and we may not be able to obtain such financing on favorable terms, or at all. Our ability to obtain financing will depend on, among other things, our development efforts, business plans, operating performance and the condition of capital markets at the time we seek financing. In addition, various macroeconomic factors, such as the increasingly high U.S. national debt and sustained high interest rates, can reduce the availability of, or increase the price at which we can access additional capital. If we raise additional funds through the issuance of equity, equity-linked, or convertible debt securities, to fund operations or on an opportunistic basis, those securities may have rights, preferences, or privileges senior to the rights of our Class A ordinary shares, or may require us to agree to restrictive covenants or unfavorable terms, and our existing shareholders may experience significant dilution of their ownership interests. Any debt financing we may secure in the future could involve restrictive covenants that may impose significant operating and financial restrictions on us, and may limit our ability to engage in acts that may be in our long-term best interest, including restrictions on our ability to incur indebtedness, incur liens, enter into mergers or consolidations, dispose of assets, pay dividends, make acquisitions and make investments, loans and advances. These restrictions may affect our ability to grow in accordance with our strategy, limit our ability to raise additional debt or equity financing to operate our business, including during economic or business downturns, and limit our ability to compete effectively or take advantage of new business opportunities. If we are unable to obtain adequate financing or financing on terms satisfactory to us when we require it, our ability to continue to support our business growth, scale our infrastructure, develop product enhancements, and respond to business challenges could be significantly impaired, and our business, financial condition and results of operations may be adversely affected.

In deploying our SaaS products, we rely upon third-party providers of cloud-based infrastructure, or Public Cloud Providers, such as Amazon Web Services. In addition, many of our merchants utilize those same Public Cloud Providers. Any disruption in the operations of Public Cloud Providers or interference with our use of Public Cloud Providers would adversely affect our business, financial condition, and results of operations.

We outsource substantially all of the infrastructure relating to our cloud offerings to Public Cloud Providers, such as Amazon Web Services. Merchants of our cloud-based SaaS products need to be able to access our ecommerce risk intelligence platform at any time, without interruption or degradation of performance, and we provide them with service level commitments with respect to uptime. Our cloud-based SaaS products depend on protecting the virtual cloud infrastructure hosted by Public Cloud Providers by maintaining its configuration, architecture, features and interconnection specifications, as well as maintaining the information stored in these virtual data centers and transmitted by third-party internet service providers. While our Public Cloud Providers typically have robust backup and disaster

recovery plans and processes in place, any incident affecting our Public Cloud Providers' infrastructure that may be caused by fire, flood, severe storm, earthquake or other natural disasters, viruses, cyberattacks, terrorist or other attacks, and other similar events beyond our control could negatively affect our cloud-based SaaS products. Certain of these events may become more frequent or severe as a result of climate change. Climate change may also result in certain chronic changes to the physical environment, such as changes to temperature/precipitation patterns or sea-level rise, which may adversely impact the infrastructure we rely on or otherwise adversely impact our operations. A prolonged service disruption affecting our cloud-based offerings for any of the foregoing reasons would negatively impact our ability to serve our merchants and could damage our reputation with current and potential merchants, expose us to liability, cause us to lose merchants or otherwise have an adverse effect on our business, financial condition, and results of operations. We may also incur significant costs for using alternative equipment or taking other actions in preparation for, or in reaction to, events that damage the Public Cloud Provider services we use.

In the event that our service agreements with our Public Cloud Providers are terminated, or there is a lapse of service, elimination of services or features that we utilize, interruption of internet service provider connectivity or damage to such facilities, we could experience interruptions in access to our ecommerce risk intelligence platform as well as significant delays and additional expenses in arranging or creating new facilities and services and/or re-architecting our cloud offering for deployment on a different cloud infrastructure service provider, which may adversely affect our business, financial condition and results of operations.

Any failure to protect our intellectual property rights could impair our ability to protect our proprietary technology and our brand.

We rely on a combination of trademark, trade secret, copyright and other intellectual property laws as well as contractual provisions, such as confidentiality clauses, to establish and protect our proprietary technology, our brand and other intellectual property. While it is our policy to protect and defend our intellectual property, our efforts may be inadequate to prevent unauthorized use of our intellectual property rights. We will not be able to protect our intellectual property if we are unable to secure or enforce our rights or if we do not detect unauthorized use of our intellectual property. In addition, defending our intellectual property rights may entail significant expense. Any patents, trademarks, or other intellectual property rights that we obtain may be challenged by others or invalidated through administrative process or litigation. We do not currently have any patents or pending patent applications; however, in the future, we may seek patent protection for our technology, which protection we may not be able to obtain or maintain. In addition, any patents we obtain in the future may not issue with the scope of the claims we seek or may not provide us with meaningful protections or competitive advantages, or may be successfully challenged, invalidated, or circumvented by third parties. Furthermore, legal standards relating to the validity, enforceability and scope of protection of intellectual property rights are uncertain, particularly in certain foreign countries in which we do business, such as China.

We also have chosen not to register any copyrights, and instead rely primarily on trade secret protection to protect our proprietary software. While we also own unregistered copyrights in our software, copyrights must be registered before bringing a copyright infringement lawsuit in the United States. Because we have chosen not to register our copyrights, the remedies and damages available to us for unauthorized use of software may be limited. Despite our efforts to maintain our source code and certain other technologies as trade secrets, it may still be possible for unauthorized third parties to copy our products and ecommerce risk intelligence platform capabilities and use information that we regard as proprietary to create products that compete with ours. Further, effective patent, trademark, copyright and trade secret protection may not be available to us in every country in which our products are or may become available, or our attempts to register intellectual property rights may be challenged or rejected. The laws of some foreign countries, such as China, may not be as protective of intellectual property rights as those in the United States, and mechanisms for enforcement of intellectual property rights may be inadequate. As we expand our international activities, our exposure to unauthorized copying and use of our products and platform capabilities and proprietary information will likely increase. Accordingly, despite

our efforts, we may be unable to prevent third parties from infringing upon or misappropriating our intellectual property. Third parties, including former employees, may also breach duties of confidentiality to us. Further, we may be unable to prevent competitors from acquiring trademarks or domain names that are similar to or diminish the value of our intellectual property. We are and may become party to certain agreements that may limit our trademark rights in certain jurisdictions; our ability to use our existing trademarks in new business lines in the future may be limited.

We enter into confidentiality and invention assignment agreements with our employees and consultants and enter into confidentiality agreements with other parties. We also attempt to protect our proprietary technologies by implementing administrative, technical and physical practices, including source code access controls, to secure our proprietary information. However, no assurance can be given that these agreements or practices will be effective in controlling access to and distribution of our proprietary information. Further, these agreements and practices may not prevent our competitors from independently developing technologies that are substantially equivalent or superior to our products and ecommerce risk intelligence platform capabilities.

In relation to the field of artificial intelligence and machine learning, there is uncertainty and ongoing litigation in different jurisdictions as to the degree and extent of protection warranted for artificial intelligence and machine learning systems, including as to materials that were created by artificial intelligence technologies. If we fail to protect our intellectual property rights adequately, including with respect to any artificial intelligence or machine learning technologies, our competitors may gain access to our technology and our business, financial condition, and results of operations may be adversely affected. Additionally, we may use artificial intelligence tools, including tools provided by third parties, to develop or assist in the development of our own software code. While use of such tools makes our development process more efficient, artificial intelligence tools have sometimes generated content that is “substantially similar” to proprietary or open source code on which the artificial intelligence tool was trained. If such artificial intelligence tools generate code that is too similar to other proprietary code, or to software processes that are protected by patent, we could be subject to intellectual property infringement claims. Further, we may be unable to recover any or all defense costs or damages as a result of infringement claims from the third-party providers of such artificial intelligence tools. If the artificial intelligence tools we use generate code that is too similar to open source code, we risk losing protection of our own proprietary code that is commingled with such code. In addition, we may experience difficulties in enforcing the intellectual property rights in code generated by artificial intelligence tools. The United States Copyright Office has previously denied copyright protection for images generated by artificial intelligence tools, and the United States Patent and Trademark Office has similarly stated that an artificial intelligence tool cannot be an “inventor” of a patent, rendering it impossible to obtain patent protection for inventions created solely by artificial intelligence tools. Finally, the terms of use of any third-party artificial intelligence tools may state that the third-party provider retains rights in the generated code.

We may be required to spend significant resources in order to monitor and protect our intellectual property rights. Litigation may be necessary in the future to enforce our intellectual property rights and to protect our trade secrets. Such litigation could be costly, time-consuming, and distracting to management. Further, our efforts to enforce our intellectual property rights may be met with defenses, counterclaims, and countersuits attacking the ownership, scope, validity and enforceability of our intellectual property rights, which could result in the impairment or loss of portions of our intellectual property. Our inability to protect our proprietary technology against unauthorized copying or use, as well as any costly litigation or diversion of our management’s attention and resources, could delay further sales or the implementation of our products and ecommerce risk intelligence platform capabilities, impair the functionality of our products and platform capabilities, delay development and introductions of new products, result in our substituting inferior or more costly technologies into our products, or injure our reputation. Any of the foregoing could materially and adversely affect our business, financial condition and results of operations.

Interruptions or performance problems associated with our technology and infrastructure may adversely affect our revenues, our results of operations and financial condition.

Our continued growth depends in part on the ability of our existing and potential merchants to access our products and ecommerce risk intelligence platform capabilities at any time and within an acceptable amount of time. Interruptions in our products or performance problems, for whatever reason, could undermine our merchants' confidence in our products and cause us to lose merchants or make it more difficult to attract new ones. We have experienced, and may in the future experience, disruptions, outages, and other performance problems due to a variety of factors, including infrastructure changes, introductions of new functionality, human or software errors, capacity constraints due to an overwhelming number of users accessing our products and platform capabilities simultaneously, DDoS attacks, or other security-related incidents or attacks. It may become increasingly difficult to maintain and improve our performance, especially during peak usage times and as our products and platform capabilities become more complex and our user traffic increases. If our products and platform capabilities are unavailable or if our merchants are unable to access our products and platform capabilities within a reasonable amount of time or at all, our revenues, our results of operations and financial condition may be adversely affected. We provide credits to our merchants for consumer transactions that our platform approves that are subsequently determined to be fraudulent and for which our merchants receive a chargeback. Any performance malfunction in our platform could result in us approving fraudulent consumer transactions in excess of anticipated levels and, to the extent chargebacks are received by our merchants, require us to issue a significant amount of credits to merchants. Issuing a significant amount of credits or refunds to merchants would negatively impact our financial position. To the extent that we do not effectively address capacity constraints, upgrade our systems as needed, and continually develop our technology and network architecture to accommodate actual and anticipated changes in technology, this may cause merchants to terminate their agreements with us, impair our ability to grow our merchant base, subject us to financial liabilities and our business, financial condition and results of operations may be adversely affected.

Our proprietary machine learning models rely in part on the use of our merchants' data and other third-party data, and if we lose the ability to use such data, if our merchants fail to collect such data, if there are disruptions in our ability to access such data, or if such data contain inaccuracies, our business could be adversely affected.

We rely on our proprietary machine learning models, which are statistical models built using a variety of data-sets. Our machine learning models rely on a wide variety of data sources, including data collected from our merchants as part of our automated decisioning process and in some cases data collected from third parties. Under our agreements with certain merchants, we receive licenses to use data collected directly from those merchants' consumers' internet browsers. Such licenses may impose restrictions on how such data may be used, including, for example, restrictions on the collection or use of data from certain jurisdictions. If we are unable to access and use data collected from our merchants or their consumers as part of our automated decisioning process, or other third-party data used in our machine learning models, or our access to such data is limited, for example, due to new or changing laws, regulations or policies of third parties, commercial disputes, or access disruptions to third-party data sources due to DDoS attacks, or other security-related incidents or attacks impacting those third-party data sources, our ability to accurately evaluate potential transactions, detect fraud and verify consumers' data would be compromised. In addition, technology strategies employed by certain merchants, including "headless commerce", which refers to the decoupling of a merchant's front-end customer experience technology from their back-end ecommerce platform, may result in the fragmentation of consumer data points across sources. If our merchants are unable to capture all the data points from their consumers that our machine learning models require, the accuracy of our machine learning models may be affected, or we may not be able to do business with merchants employing this, or similar, technology strategies.

Third-party data sources on which we rely include Maxmind, Ekata and Emailage. The data received from these third-parties is used by our machine learning models, including to evaluate transactions for potential fraud. Data collected from our merchants as part of our automated decisioning process and other information that we receive from third parties may not accurately detect fraud for a variety of reasons, including errors or inconsistencies in the information collected, changing methods of perpetrating

fraud or lack of available information upon which to make a decision. For example, if the information provided by a merchant is inaccurate, it may cause us to inaccurately link a legitimate order with other fraudulent orders.

In addition, if third-party data used to train and improve our machine learning models is inaccurate, or access to such third-party data is limited or becomes unavailable to us, our ability to continue to improve our machine learning models would be adversely affected. Although we believe that there are commercially reasonable alternatives to the third-party data we currently license available, this may not always be the case, or it may be difficult or costly to migrate to other third-party data. Our use of additional or alternative third-party data would require us to enter into license agreements with third parties. In addition, integration of the third-party data used in our machine learning models with new third-party data may require significant work and require substantial investment of our time and resources. Additionally, we may not be able to obtain third party data sets required to support new or alternate payment methods. Any of the foregoing could negatively impact our product offerings and our relationships with our merchants, impair our ability to grow our merchant base, subject us to financial liabilities and our business, financial condition and results of operations may be adversely affected.

Compliance with continuously evolving privacy laws and regulations, including laws and regulations governing processing of personal information, including payment card data, and our actual or perceived failure to comply with such laws and regulations may result in significant liability, negative publicity, and/or erosion of trust and could have an adverse effect on our revenues, our results of operations and financial condition.

We and certain of our third-party service providers are subject to federal, state, and international laws relating to the collection, use, storage, disclosure, retention, security, transfer and other processing of personal data, and consumer information, including payment card data, as such terms are commonly understood. The regulatory framework worldwide for privacy and security, particularly as they relate to the use of data in artificial intelligence and machine learning is rapidly evolving and as a result implementation standards and enforcement practices are likely to remain uncertain for the foreseeable future. We publicly post documentation regarding our data processing practices. Although we endeavor to ensure that our public statements are complete, accurate and fully implemented, we may at times fail to do so or be alleged to have failed to do so. We may be subject to potential regulatory or other legal action if such policies or statements are found to be deceptive, unfair or misrepresentative of our actual practices.

Complying with these data, data protection, privacy or security laws, regulations, or industry standards has required and may continue to require us to incur substantial operational costs and Company resources. Because the interpretation and application of many privacy and data protection laws and contractually imposed industry standards are uncertain, it is possible that these laws may be inconsistent or conflicting with each other or interpreted and applied in a manner that is inconsistent with our existing data management practices or the features of our products and ecommerce risk intelligence platform capabilities. If so, in addition to the possibility of fines, lawsuits, and other claims and penalties, we could be required to fundamentally change our business activities and practices or modify our products and platform capabilities, which could have an adverse effect on our revenues, our results of operations and financial condition. Any inability to adequately address privacy and security concerns, even if unfounded, or comply with applicable privacy and data security laws, regulations, policies, industry standards, or social expectations of corporate fairness, could result in additional cost and liability to us, damage our reputation, inhibit sales, and adversely affect our revenues, our results of operations and financial condition. Furthermore, the costs of compliance with, and other burdens imposed by, the laws, regulations, and policies that are applicable to the businesses of our merchants may limit the use and adoption of, and reduce the overall demand for, our products. Privacy and data security concerns, whether valid or not valid, may inhibit market adoption of our products, particularly in certain industries and foreign countries. If we are not able to adjust to changing laws, regulations, and standards related to the Internet, our business, financial condition and results of operations may be adversely affected.

United States

In the United States, risks of actual or perceived non-compliance include enforcement actions under federal and state laws, rules and regulations. In addition, privacy advocates and industry groups have approved, and may propose and approve in the future, self-regulatory standards with which we must comply or that contractually apply to us. If we fail to follow applicable security standards even if no consumer information is compromised, we may incur significant fines or experience a significant increase in costs or reputational damage.

U.S. state laws in this area are complex and developing rapidly. Many state legislatures have adopted legislation that regulates how businesses operate online, including measures relating to privacy, data security and data breaches. Laws in all 50 states require businesses to provide notice to consumers whose personal information has been disclosed as a result of a data breach. The laws are not consistent, and compliance in the event of a widespread data breach is costly. States are also constantly amending existing laws, requiring attention to frequently changing regulatory requirements.

The California Consumer Privacy Act, or the CCPA, among other things, gives California residents rights over their personal information, provides for civil penalties for violations (as well as a private right of action certain for data breaches) and establishes a dedicated California privacy regulator, the California Privacy Protection Agency. Following the enactment of the CCPA, comprehensive privacy statutes that share similarities with the CCPA have been enacted or are being considered in a number of states. Any failure or perceived failure by us to comply with these laws could result in proceedings or actions against us.

These laws demonstrate a trend toward more stringent privacy legislation in the United States, which could increase our potential liability and adversely affect our revenues, our results of operations and financial condition.

European Economic Area, United Kingdom and Israel.

The European Economic Area's ("EEA") data protection landscape is evolving, resulting in possible significant and operational costs for internal compliance and risks to our business.

The General Data Protection Regulation 2016/679 (the "GDPR"), and the UK Data Protection Act 2018 and the UK General Data Protection Regulation (together the "UK GDPR"), impose robust obligations on controllers and processors for the processing of personal data. Failure to comply with these obligations can result in significant fines and other liability under applicable law. In particular, since we are under the supervision of relevant data protection authorities in both the EEA and the United Kingdom, we may be fined under both the GDPR and UK GDPR in respect of the same breach. Additional enforcement action may be taken, such as enforcement notices, assessment notices (for a compulsory audit), orders to cease/change our data processing activities. Further adverse consequences of an infringement of the GDPR or the UK GDPR may include civil claims for material and immaterial damages from the affected individuals. Implementing legislation of individual Member States also provides for criminal sanctions for specific violations, which may also entail the loss of any profits realized as a result of infringements of the GDPR or the UK GDPR. Finally, in addition to these regulatory risks, any infringement of such legislation could lead to reputational risk and significantly undermine customers' trust in our business.

There is currently complexity and uncertainty regarding transfers of personal data from the EEA to countries outside the EEA. We expect this complexity and uncertainty, and enhanced scrutiny by regulators, to continue and we cannot guarantee the ongoing efficacy and longevity of our data transfer mechanisms (including the European Commission's standard contractual clauses, or SCCs). These recent developments may require us to review and amend the legal mechanisms by which we transfer personal data from the EEA and the United Kingdom. As supervisory authorities issue further guidance on personal data export mechanisms, including circumstances where the SCCs cannot be used, and/or take enforcement action, we could suffer additional costs, complaints and/or regulatory investigations or fines, and/or if we are otherwise unable to transfer personal data between and among countries and

regions in which we operate, it could affect the manner in which we provide our products, the geographical location or segregation of our relevant systems and operations, and could adversely affect our business, financial condition and results of operation.

The GDPR also imposes stringent rules and restrictions on automated decision making including profiling, that results in a legal or similarly significant effect on an individual. A recent decision of the CJEU has introduced uncertainty in the interpretation of these rules, and may bring certain of our functionalities into scope of these rules on automated decision making. Following a referral from a German court, the CJEU has expanded the scope for automated decision making under the GDPR by finding that automated decision making activities (such as credit scoring) can fall within the GDPR's restrictions even if the legal or similarly significant effect for the individual is carried out by a third party (such as a bank declining an application for a loan), in the certain circumstances. According to the CJEU, the concept of a 'decision' (in automated decision making) needs to be interpreted broadly. The judgment concluded that a decision may include a number of acts which produce a legal effect concerning an individual and also acts which similarly significantly affect the individual.

Depending on how regulators and courts apply this judgment going forward, it may have a significant impact on our business operations including our use of automated data processing to enable merchants to accept or decline an order.

In addition to the GDPR, we are subject to evolving EU and UK laws on cookies, tracking technologies and e-marketing. Recent European and regulator court decisions are driving increased attention to cookies and tracking technologies. If the trend of increasing enforcement by regulators of the strict approach to opt-in consent for all but essential use cases, as seen in recent guidance and decisions continues, this could lead to substantial costs, and could require significant systems changes, limit the effectiveness of our fraud detection capabilities, divert the attention of our technology personnel, adversely affect our margins, increase costs and subject us to additional liabilities. Regulation of cookies and similar technologies, and any decline of cookies or similar online tracking technologies as a means to identify and potentially target individuals, may lead to broader restrictions and impairments on our marketing and personalization activities, may negatively impact our efforts to understand users, and, as a result of us being able to process less data, make our automated decisioning process less accurate. In light of the complex and evolving nature of EU, EU Member State and UK privacy laws on cookies and tracking technologies, there can be no assurances that we will be successful in our efforts to comply with such laws; violations of such laws could result in regulatory investigations, fines, orders to cease/ change our use of such technologies, as well as civil claims including class actions, and reputational damage.

On November 1, 2022, the Digital Markets Act, or the DMA, entered into force and on November 16, 2022, the Digital Services Act, or the DSA, followed. For the DSA, most provisions become applicable on February 17, 2024. The DSA and the DMA focus on creating a safer digital space, protecting fundamental rights of all users of digital services, and establishing a level playing field for businesses and consumers with regards to online platforms. As further guidance is issued and interpretation of both the DSA and the DMA evolves, it is difficult to assess the impact of the DSA and DMA on our business or operations, but, to the extent applicable, it may require us to modify our practices and policies and we could incur substantial costs as a result.

In addition, we are also subject to the Israeli Privacy Protection Law, 5741-1981, and its regulations, including the Israeli Privacy Protection Regulations (Data Security), 5767-2017, or the Data Security Regulations, as well as the guidelines of the Israeli Privacy Protection Authority, together the PPL, which impose obligations with respect to the manner personal data is processed. In this respect, the Data Security Regulations may require us to adjust our data protection and data security practices, information security measures, certain organizational procedures, applicable positions (such as an information security manager) and other technical and organizational security measures. Failure to comply with the PPL may expose us to administrative fines, civil claims (including class actions) and in certain cases criminal liability. In addition, we may also need to take certain remedial actions to rectify such irregularities, which may increase our costs.

While it is generally the laws of the jurisdiction in which a business is located that apply, there is a risk that data protection regulators of other countries may seek jurisdiction over our remote activities in locations in which we process data or serve merchants or shoppers but do not have an operating entity. Where the local data protection and privacy laws of a jurisdiction apply, we may be required to register our operations in that jurisdiction or make changes to our business so that shopper data is only collected and processed in accordance with applicable local law. In addition, because our services are accessible worldwide, certain foreign jurisdictions may claim that we are required to comply with their privacy and data protection laws, including in jurisdictions where we have no local entity, employees or infrastructure. In such cases, we may require additional legal review and resources to ensure compliance with any applicable privacy or data protection laws and regulations. In addition, in many jurisdictions there may in the future be new legislation that may affect our business and require additional legal review.

China

We are subject to various Chinese laws and regulations which impose strict requirements on cybersecurity, data handling and personal information protection. For example, under China's Cybersecurity Law ("CSL"), any collection, use, transfer and storage of personal information of a Chinese citizen through a network by the network operator should be based on the three principles of legitimacy, justification and necessity and requires the consent of the data subject.

China's Data Security Law ("DSL") regulates data activities and entities and individuals carrying out data (including those relating to personal data) activities must abide by various data security obligations, including, to classify and protect data based on the importance of data to the state's economic development, as well as the degree of harm it will cause to national security, public interests, or legitimate rights and interests of individuals or organizations when such data is tampered with, destroyed, leaked, or illegally acquired or used. The CSL and DSL both have a data localization requirement and require personal information processed by operators of critical information infrastructure ("CIIOs") and for important data collected and generated from within China to be stored locally in China unless a security assessment organized by the relevant authorities is passed. Finally, China's Personal Information Protection Law ("PIPL") clarifies the scope of application, the definitions of personal information and sensitive personal information (which includes medical and health information), the legality of personal information processing and the basic requirements of notice and consent, among other things. The PIPL also sets out data localization requirements for CIIOs and personal information processors who process personal information above a certain threshold prescribed by the relevant authorities. The PIPL includes a list of rules which must be complied with prior to the transfer of personal information outside of China, such as compliance with a security assessment or certification by an agency designated by the relevant authorities or entering into standard form model contracts approved by the relevant authorities with the overseas recipient.

In addition to the CSL, DSL and the PIPL, the Chinese government authorities promulgated several regulations or released a number of draft regulations for public comments which are designed to provide further implemental guidance in accordance with the laws mentioned above.

We cannot predict what impact Chinese laws and regulations, in particular the CSL, DSL and PIPL, or the increased costs of compliance, if any, will have on our operations in China due to their recent enactment and the limited guidance available, particularly on PIPL, which entities are awaiting further guidance on. It is also generally unclear how the laws will be interpreted and enforced in practice by the relevant government authorities as often the abovementioned laws are drafted broadly and thus leaves great discretion to the relevant government authorities to exercise.

As the regulatory framework for machine learning technology and artificial intelligence evolves, including with respect to unintentional bias and discrimination, our business, financial condition, and results of operations may be adversely affected.

Our business increasingly relies on artificial intelligence, machine learning and automated decision making. The regulatory framework for this technology is rapidly evolving, and we may not always be able to anticipate how to respond to these laws or regulations. Many federal, state and foreign government bodies and agencies have introduced or are currently considering additional laws and regulations governing the use of such technologies. There is also an increase in litigation in a number of jurisdictions, including the United States, relating to the development, security and use of artificial intelligence. In October 2023, President Biden issued the Executive Order on Safe, Secure and Trustworthy Artificial Intelligence (“The Order”) with the goal of promoting the “safe, secure, and trustworthy development and use of artificial intelligence in the United States.” The Order has established certain new standards for the training, testing and cybersecurity of sophisticated artificial intelligence models, and the Order has also instructed other federal agencies to promulgate additional regulations within certain timeframes from the date of the Order. Federal artificial intelligence legislation has also been introduced in the U.S. Senate. Such additional regulations may impact our ability to develop, use and commercialize artificial intelligence and machine learning technologies in the future. Additionally, in December 2023, new laws regulating artificial intelligence have been enacted in China, and the European Parliament and Council reached a political agreement on the European Union’s Artificial Intelligence Act (the “EU AI Act”), which seeks to create a comprehensive legal framework for the regulation of artificial intelligence systems across the EU. The final text of the EU AI Act is expected to be published in early 2024 with the majority of obligations expected to take effect by 2026. Once fully applicable, the EU AI Act will have a material impact on the way artificial intelligence is regulated in the EU, including requirements around transparency, conformity assessments and monitoring, risk assessments, human oversight, security, accuracy, general purpose artificial intelligence and foundation models, and fines for breach of up to 7% of worldwide annual turnover. In 2022 and 2023, China implemented a number of regulations to govern generative artificial intelligence, algorithmic recommendation and deep synthesis technologies, namely the Interim Provisions on Management of Generative Artificial Intelligence Services, Administrative Provisions on Algorithm Recommendation for Internet Information Services and Provisions on Management of Deep Synthesis in Internet Information Service, respectively. Such regulations impose strict obligations on service providers, among other entities, with respect to their provision and use of generative artificial intelligence, algorithmic recommendation and deep synthesis technologies. For example, service providers must file the algorithms used and complete a security assessment with the local CAC before the provision of the service. The regulatory framework in China is expected to have a material impact on the way artificial intelligence is regulated in China, and together with developing guidance and/or decisions in this area, may affect our use of artificial intelligence and our ability to provide and to improve our services, require additional compliance measures and changes to our operations and processes, result in increased compliance costs and potential increases in civil claims against us, and could adversely affect our business, operations and financial condition. It is possible that the EU AI Act and the US artificial intelligence framework, along with the adoption of new laws and regulations in other jurisdictions, or the interpretation of existing laws and regulations, may affect the operation of our ecommerce risk intelligence platform and the way in which we use artificial intelligence and machine learning technology, including with respect to how we train our models, unintentional bias and discrimination. Failure to comply with such laws or regulations could subject us to legal or regulatory liability. Further, the cost to comply with such laws or regulations could be significant and would increase our operating expenses, which could adversely affect our business, financial condition and results of operations.

Our implementation and use of artificial intelligence and machine learning technologies may not be successful, which may impair our ability to compete effectively, result in reputational harm and have an adverse effect on our business.

We use machine learning, artificial intelligence and automated decision making technologies throughout our business, and are making significant investments to continuously improve our use of such technologies. For example, we use machine learning and artificial intelligence technologies to power our ecommerce risk intelligence platform. As with many technological innovations, there are significant risks and challenges involved in developing, maintaining and deploying these technologies and there can be

no assurance that the usage of such technologies will always enhance our products or services or be beneficial to our business, including our efficiency or profitability.

Further, changes and ongoing development in how we use artificial intelligence and machine learning technologies and how we train our models, in particular if those artificial intelligence or machine learning models are (i) incorrectly designed or implemented; (ii) trained or reliant on incomplete, inadequate, inaccurate, biased or otherwise poor quality data; and/ or (iii) are adversely impacted by unforeseen defects, technical challenges, cybersecurity threats or material performance issues, the performance of our ecommerce risk intelligence platform and business, as well as our reputation and the reputations of our customers and partners, could suffer or we could incur liability through the violation of laws or contracts to which we are a party or through civil claims.

The market for artificial intelligence and machine learning technologies is rapidly evolving and remains unproven in many industries, including our own. We cannot be sure that the market will continue to grow or that it will grow in ways we anticipate. We are in varying stages of development in relation to our products or services which utilize proprietary artificial intelligence and machine learning technologies, and we may not be successful in our ongoing development of these technologies in the face of novel and evolving technical, reputational and market factors. Our failure to successfully develop and commercialize our products or services which utilize proprietary machine learning and artificial intelligence technologies could depress the market price of our stock and impair our ability to (i) raise capital; (ii) expand our business; (iii) provide, improve and diversify our product offerings; (iv) continue our operations and efficiently manage our operating expenses; and (v) respond effectively to competitive developments.

The continuous development, maintenance and operation of our artificial intelligence and machine learning technologies is expensive and complex, and may involve unforeseen difficulties including material performance problems, undetected defects or errors. We may encounter technical obstacles, and it is possible that we may discover additional problems that may prevent our proprietary technologies from operating properly, which could adversely affect our business, customer relationships and reputation.

We face significant competition from other companies in our industry in relation to the development and deployment of artificial intelligence and machine learning technologies. Those other companies may develop artificial intelligence technologies that are similar or superior to ours and/or are more cost-effective and/or quicker to develop and deploy. If we cannot develop, offer or deploy new artificial intelligence or machine learning technologies as effectively, as quickly and/ or as cost-efficiently as our competitors, we could experience a material adverse effect on our operating results of operation, customer relationships and growth.

Our use of open-source software could negatively affect our ability to sell our products and subject us to possible litigation.

Our products incorporate open-source software, and we expect to continue to incorporate open-source software in our products in the future. Few of the licenses applicable to open-source software have been interpreted by courts, and there is a risk that these licenses could be construed in a manner that could impose unanticipated conditions or restrictions on our ability to commercialize our products. Certain open-source licenses may give rise to requirements to disclose or license our source code or other intellectual property if such open-source software is incorporated in, integrated with, or linked to our proprietary software in certain ways. We have guidelines in place which help us to regulate the use and incorporation of open-source software into our products in a manner that is intended to help mitigate the risk of subjecting our proprietary code to these restrictions. However, we cannot be certain that we have incorporated open-source software in our products in a manner that is consistent with these guidelines. If we fail to comply with our guidelines, or if they are flawed, we may be subject to certain requirements, including requirements that we offer our products that incorporate, integrate or link to the open-source software for free, or that we make available our proprietary source code to our licensees. If a third party were to allege that we had not complied with the conditions of one or more of these licenses, we could be required to incur significant legal expenses defending against such allegations and could be subject to

significant damages, enjoined from generating revenue from merchants using products that contained the open-source software and required to comply with onerous conditions or restrictions on these products. In any of these events, we and our merchants could be required to seek licenses from third parties in order to continue offering our products and to re-engineer our products or we could be required to discontinue offering our products to merchants in the event re-engineering cannot be accomplished on a timely basis. Any of the foregoing could require us to devote additional research and development resources to re-engineer our products, could result in merchant dissatisfaction and may adversely affect our business, financial condition and results of operations.

In addition, the use of open-source software may entail greater risks than the use of third-party commercial software, as open-source licensors generally do not provide warranties or other contractual protections regarding infringement claims or the quality of the code. To the extent that our ecommerce risk intelligence platform depends upon the successful operation of the open-source software we use, any undetected errors or defects in this open-source software could prevent the deployment or impair the functionality of our platform, delay the introduction of new products, result in a failure of our platform, and injure our reputation. For example, undetected errors or defects in open-source software could render it vulnerable to breaches or security attacks and make our systems more vulnerable to data breaches.

Our business depends on the strength of our brand, and if we are not able to maintain and enhance our brand, we may be unable to sell our products, which could have a material adverse effect on our business, financial condition and results of operations.

Our brand is integral to the growth of our business and to the implementation of our strategies for expanding our business. We believe that our brand has significantly contributed to the success of our business and is critical to maintaining and expanding our merchant base. Maintaining and enhancing our brand may require us to make substantial investments in areas such as research and development, marketing, ecommerce, and merchant experience, and these investments may not be successful.

We anticipate that, as our business expands into new markets and new product categories, and as the industries in which we operate become increasingly competitive, maintaining and enhancing our brand may become difficult and expensive. For example, consumers in any new international markets into which we expand may not know our brand and/or may not accept our brand, resulting in increased costs to market to and attract merchants to our brand. Further, as we grow our retail partnerships, it may be difficult for us to maintain control of our brand with our retail partners, which may result in negative perceptions of our brand. Our brand may also be adversely affected if our public image or reputation is tarnished by negative publicity, including negative social media campaigns, security breaches, poor reviews of our products or merchant experiences or negative publicity associated with claims or litigation brought against the Company, regardless of the merit. In addition, ineffective marketing, product diversion to unauthorized distribution channels, product defects, unfair labor practices, spurious lawsuits, and failure to protect our intellectual property rights are some of the potential threats to the strength of our brand, and those and other factors could rapidly and severely diminish customer confidence in us. Maintaining and enhancing our brand will depend largely on our ability to continue to be a leader in the industries in which we operate and to continue to offer a range of high-quality products as well as a leading end-to-end experience to our merchants, which we may not execute successfully. Failure to maintain the strength of our brand could have a material adverse effect on our business, financial condition and results of operations.

Acquisitions, strategic investments, partnerships, or alliances could be difficult to identify, pose integration challenges, divert the attention of management, disrupt our business, dilute shareholder value, and adversely affect our business, financial condition and results of operations.

We may in the future seek to acquire or invest in businesses, joint ventures, products and platform capabilities, or technologies that we believe could complement or expand our products and platform capabilities, enhance our technical capabilities, or otherwise offer growth opportunities. Any such acquisition or investment may cause us to incur various expenses in identifying, investigating, and

pursuing suitable opportunities, whether or not the transactions are completed, and may result in unforeseen operating difficulties and expenditures. In particular, we may encounter difficulties assimilating or integrating the businesses, technologies, products and platform capabilities, personnel, or operations of the acquired companies, particularly if we are unable to retain the key personnel of the acquired company, their software is not easily adapted to work with our ecommerce risk intelligence platform, or we have difficulty retaining the merchants of any acquired business due to changes in ownership, management, or otherwise. These transactions may also disrupt our business, divert our resources, and require significant management attention that would otherwise be available for development of our existing business. We have not historically made any acquisitions and have limited experience in acquiring other businesses. Any such transactions that we are able to complete may not result in any synergies or other benefits we had expected to achieve, which could result in substantial impairment charges.

In addition, we may not be able to find and identify desirable acquisition targets or business opportunities or be successful in entering into an agreement with any particular strategic partner. We expect that certain of our competitors, many of which have greater resources than we do, will compete with us in acquiring complementary businesses or products. This competition could increase prices for potential acquisitions that we believe are attractive. Also, acquisitions are often subject to various regulatory approvals. If we fail to receive the appropriate regulatory approvals, we may not be able to consummate an acquisition that we believe is in our best interests and may incur significant costs. These transactions could also result in transaction fees, dilutive issuances of our equity securities, incurrence of debt or contingent liabilities, and fluctuations in quarterly results and expenses. We could also face risks related to liability for activities of any acquired company as conducted before any acquisition, including intellectual property infringements claims, violations of laws, commercial disputes, tax liabilities and other known and unknown liabilities and litigation or other claims in connection with the acquired company, including claims from any terminated employees, customers, users, former shareholders or other third parties, and our efforts to limit such liabilities could be unsuccessful. Further, if the resulting business from such a transaction fails to meet our expectations, our business, financial condition and results of operations may be adversely affected, or we may be exposed to unknown risks or liabilities.

We may be sued by third parties for alleged infringement, misappropriation or other violation of their intellectual property rights.

There is considerable technology development activity in our industry, and our competitors are vigilant in protecting and asserting their intellectual property rights. Accordingly, our success depends in part on avoiding infringing or otherwise violating the intellectual property rights of others. From time to time, our competitors or other third parties may claim that we are infringing upon their intellectual property rights, and we may be found to be infringing upon such rights. Any claims or litigation, regardless of merit, could cause us to incur significant expenses and, if successfully asserted against us, could require us to pay substantial damages or ongoing royalty payments, could prevent us from offering our products and ecommerce risk intelligence platform capabilities, or could require us to redesign or rebrand our products so that they are non-infringing. Furthermore, we do not currently have a patent portfolio, which could prevent us from deterring patent infringement claims due to our inability to credibly threaten patent infringement counterclaims. Even if we obtain patents in the future, our competitors and others may have significantly larger patent portfolios. Further, non-practicing entities seeking to extract a settlement from companies like us may not be deterred by a patent portfolio of any size because their sole or primary business is the assertion of patent claims.

Litigation is inherently uncertain and even if we were to prevail in the event of claims or litigation against us, these claims, and the time and resources necessary to resolve them, could divert the resources of our management and adversely affect our revenues, our results of operations and financial condition. Moreover, as part of any settlement or other compromise to avoid complex, protracted litigation, we may agree not to pursue future claims against a third party, including claims related to alleged infringement of our intellectual property rights. Any settlement or other compromise with another party may resolve a potentially costly dispute but may also affect our ability to defend and protect our

intellectual property rights, which in turn could adversely affect our business, financial conditions, and results of operations. We expect that the occurrence of infringement claims is likely to grow as the market for our products grows. Accordingly, our exposure to damages resulting from infringement claims could increase and this could further exhaust our financial and management resources. Patent infringement, trademark infringement, trade secret misappropriation and other intellectual property claims and proceedings brought against us, whether successful or not, could adversely affect our business, financial condition and results of operations.

Our failure to comply with the anti-corruption, trade compliance, anti-money laundering and terror finance and economic sanctions laws and regulations of the United States and applicable international jurisdictions could materially adversely affect our reputation and results of operations.

We must comply with anti-corruption laws and regulations imposed by governments around the world with jurisdiction over our operations, which may include the U.S. Foreign Corrupt Practices Act of 1977, or the FCPA, the U.K. Bribery Act 2010, or the Bribery Act, and Chapter 9 (sub-chapter 5) of the Israeli Penal Law, 5737-1977 and the Israeli Prohibition on Money Laundering Law, 5760-2000, collectively, the Israeli Anti-Corruption Laws, as well as the laws of the countries where we do business. These laws and regulations apply to companies, individual directors, officers, employees and agents acting on our behalf. Where they apply, the FCPA, the Bribery Act, and the Israeli Anti-Corruption Laws prohibit us and our officers, directors, employees and business partners acting on our behalf, including joint venture partners and agents, from corruptly offering, promising, authorizing or providing anything of value to public officials for the purposes of influencing official decisions or obtaining or retaining business or otherwise obtaining favorable treatment. The Bribery Act also prohibits non-governmental “commercial” bribery and accepting bribes. As part of our business, we may deal with governments and state-owned business enterprises, the employees and representatives of which may be considered public officials for purposes of anti-corruption laws, including the FCPA, the Bribery Act, and the Israeli Anti-Corruption Laws. We also are subject to the jurisdiction of various governments and regulatory agencies around the world, which may bring our personnel and agents into contact with public officials responsible for issuing or renewing permits, licenses or approvals or for enforcing other governmental regulations. In addition, some of the international locations in which we operate lack a developed legal system and have elevated levels of corruption.

Our business also must be conducted in compliance with applicable economic and financial sanctions, trade embargoes, and export controls, such as those administered and enforced by the U.S. Department of Treasury’s Office of Foreign Assets Control, the U.S. Department of State, the U.S. Department of Commerce, the United Nations Security Council, the State of Israel, and other relevant sanctions and export control authorities.

Our global operations expose us to the risk of violating, or being accused of violating, anti-corruption laws, anti-money laundering laws, economic and financial sanctions, trade embargoes and export controls. Our failure to comply with these laws and regulations may expose us to reputational harm as well as significant penalties, including criminal fines, imprisonment, civil fines, disgorgement of profits, injunctions and debarment from government contracts, as well as other remedial measures. Investigations of alleged violations can be expensive and disruptive. Despite our compliance efforts and activities we cannot assure compliance by our employees or representatives for which we may be held responsible, and any such violation could materially adversely affect our business or customers, financial condition and results of operations.

While we may not be able to enforce non-compete agreements we enter into with employees in certain locations, our current and future competition may attempt to enforce similar agreements with individuals we recruit or attempt to recruit.

We generally enter into agreements with employees in certain locations which prohibit those employees, if they cease working for us, from competing directly with us or working for our current and

future competition for a limited period. However, we may be unable to enforce these agreements under the laws of the jurisdictions in which our employees work, and it may be difficult for us to restrict our current and future competition from benefiting from the expertise our former employees developed while working for us. For example, Israeli labor courts have required employers seeking to enforce non-compete undertakings of a former employee to demonstrate that the competitive activities of the former employee will harm one of a limited number of material interests of the employer that have been recognized by the courts, such as the protection of a company's trade secrets or other intellectual property. In addition, in the United States, the Federal Trade Commission ("FTC") has proposed rules that, if adopted, would ban post-termination non-compete clauses and require employers to rescind existing ones.

If we hire employees from our current and future competition or other companies, their former employers may attempt to assert that these employees or we have breached their legal obligations, resulting in a diversion of our time and resources. In a similar manner, should our current and future competition succeed in hiring some of our employees and executives, and should some of these employees or executives breach their legal obligations and divulge commercially sensitive information to our current and future competition, our ability to successfully compete with our current and future competition may be hindered.

If we fail to maintain an effective system of disclosure controls and internal control over financial reporting, our ability to produce timely and accurate financial statements or comply with applicable regulations could be impaired.

The Sarbanes-Oxley Act of 2002 (the "Sarbanes-Oxley Act") requires, among other things, that we maintain effective disclosure controls and procedures and internal control over financial reporting. We are continuing to develop and refine our disclosure controls and other procedures that are designed to ensure that information required to be disclosed by us in the reports that we will file with the SEC is recorded, processed, summarized, and reported within the time periods specified in SEC rules and forms and that information required to be disclosed in reports under the Exchange Act is accumulated and communicated to our principal executive and financial officers as appropriate to allow timely decisions regarding required disclosure. We are also continuing to improve our internal control over financial reporting. In order to maintain the effectiveness of our disclosure controls and procedures and internal control over financial reporting, we have expended, and anticipate that we will continue to expend, significant resources, including accounting-related costs and significant management oversight, as well as outside consultants. If any of these controls and systems do not perform as expected, we may experience material weaknesses in our controls.

We are required to furnish a report by management on, among other things, the effectiveness of our internal control over financial reporting pursuant to Section 404(a) of the Sarbanes-Oxley Act in our annual reports. This assessment must include disclosure of any material weaknesses identified by our management in our internal control over financial reporting. The rules governing the standards that must be met for our management to assess our internal control over financial reporting are complex and require significant documentation, testing and possible remediation. Testing and maintaining internal controls may divert our management's attention from other matters that are important to our business. Despite our efforts, there is a risk that we will not be able to conclude that our internal control over financial reporting is effective. Any failure to develop or maintain effective controls could cause us to fail to meet our reporting obligations and may result in a restatement of our consolidated financial statements for prior periods. If we identify one or more material weaknesses, it could result in an adverse reaction in the financial markets due to a loss of confidence in the reliability of our financial statements. Additionally, when we are no longer an "emerging growth company," our independent registered public accounting firm will be required to formally attest to the effectiveness of our internal control over financial reporting pursuant to Section 404(b) of the Sarbanes-Oxley Act. At such time, our independent registered public accounting firm may issue a report that is adverse in the event it is not satisfied with the level at which our internal control over financial reporting is documented, designed or operating.

Ineffective disclosure controls and procedures and internal control over financial reporting could cause investors to lose confidence in our reported financial and other information and we could become subject to investigations by the SEC or other regulatory authorities, which could have a material negative effect on the trading price of our Class A ordinary shares. In addition, if we are unable to continue to meet these requirements, we may not be able to remain listed on the New York Stock Exchange (“NYSE”).

If our estimates or judgments relating to our critical accounting policies prove to be incorrect, our business, financial condition and results of operations may be adversely affected.

The preparation of financial statements in conformity with GAAP requires management to make estimates and assumptions that affect the amounts reported and disclosed in our consolidated financial statements and accompanying notes. Actual results could differ materially from these estimates. We base our estimates on assumptions (both historical and forward-looking), trends, and various other assumptions that are believed to be reasonable, as provided in Note 2 to our consolidated financial statements. The results of these estimates form the basis for making judgments about the carrying values of assets, liabilities, and equity, in addition to the amount of revenue and expenses that are not readily apparent from other sources. Significant assumptions and estimates are used to prepare our consolidated financial statements, including those related to the estimated period of benefit on deferred contract costs, the capitalization of certain costs to fulfill a contract, the allowance for credit losses, the fair value of financial assets and liabilities including the fair value of derivatives, the useful lives of property and equipment, capitalization and estimated useful life of internal-use software, share-based compensation including the determination of the fair value of our ordinary shares (prior to IPO), the fair value of indemnification guarantees and the associated systematic and rational amortization method, provisions for chargebacks, the fair value of convertible preferred share warrant liabilities and convertible preferred share tranche rights (prior to IPO), incremental borrowing rate (“IBR”) used for operating lease right-of-use (“ROU”) assets and operating lease liabilities, and the valuation of deferred tax assets and uncertain tax positions.

Our business, financial condition and results of operations may be adversely affected if our assumptions change or if actual circumstances differ from those in our assumptions, which could cause our results of operations to fall below the expectations of securities analysts and investors, resulting in a decline in the trading price of our Class A ordinary shares.

In addition to our results determined in accordance with GAAP, we believe certain non-GAAP financial measures and key metrics may be useful in evaluating our operating performance. We present certain non-GAAP financial measures and key performance metrics in this Annual Report and intend to continue to present certain non-GAAP financial measures and key performance metrics in future filings with the SEC and other public statements. Any failure to accurately report and present our non-GAAP financial measures and key performance metrics could cause investors to lose confidence in our reported financial and other information, which would likely have a negative effect on the trading price of our Class A ordinary shares.

We conduct business in China, which exposes us to political, legal, and economic risks, and we may be subject to negative publicity in China, which could damage our reputation and have an adverse effect on our revenues, our results of operations and financial condition.

Conducting business in China exposes us to political, legal, and economic risks. In particular, the political, legal, and economic climate in China, both nationally and regionally, is fluid and unpredictable. Our products may be subject to regulations in China now or in the future, including with respect to data privacy, foreign exchange controls, and licensing, that may require us to incur new or additional compliance or other administrative costs. Applicable laws and regulations in China may not be well publicized and may not be known to us in advance of us becoming subject to them, and the implementation of such laws and regulations may be inconsistent. Changes in Chinese laws and regulations, including, among others, with regards to disclosure of information, data privacy, intellectual property, tax matters, or changes in their implementation by local authorities, could affect us as well as

our merchants and could have a material adverse impact on our business, financial condition, and results of operations. Furthermore, our brand could be subject to adverse publicity if incidents related to our image or the products we offer occur or are perceived to have occurred, whether or not we are at fault. In particular, given the popularity of social media in China, including WeChat and Weibo, any negative publicity, regardless of its truthfulness, could quickly proliferate and harm consumer perceptions of and confidence in the Company.

Increasing scrutiny of, and evolving expectations for, sustainability and environmental, social, and governance (“ESG”) initiatives could increase our costs, harm our reputation, or otherwise adversely impact our business.

We, as with other companies, are facing increasing scrutiny related to our ESG practices and disclosures from certain investors, capital providers, shareholder advocacy groups, other market participants, customers, and other stakeholder groups. For example, certain institutional and individual investors have requested various ESG-related information and disclosures as they increasingly incorporate ESG criteria in making investment and voting decisions. With this increased focus, public reporting regarding ESG practices is becoming more broadly expected. Simultaneously, there are efforts by some stakeholders to reduce companies’ efforts on certain ESG-related matters. Both advocates and opponents to certain ESG matters, including diversity, equity and inclusion (“DEI”), are increasingly resorting to a range of activism forms, including media campaigns and litigation, to advance their perspectives. To the extent we are subject to such activism, it may require us to incur costs or otherwise adversely impact our business. Such increased scrutiny may result in increased costs, changes in demands for certain products, enhanced compliance or disclosure obligations, or other adverse impacts on our business, financial condition or results of operations.

While we may at times engage in voluntary initiatives (such as voluntary disclosures, certifications, or goals, among others), such initiatives may be costly and may not have the desired effect. For example, expectations around our management of ESG matters continues to evolve rapidly, in many instances due to factors that are outside of our control. In addition, we may commit to certain initiatives or goals and we may not ultimately be able to achieve such commitments or goals due to cost, technological constraints, or other factors that are within or outside of our control. Moreover, actions or statements that we may take based on expectations, assumptions, or third-party information that we currently believe to be reasonable may subsequently be determined to be erroneous or be subject to misinterpretation. Even if this is not the case, our current actions may subsequently be determined to be insufficient by various stakeholders. If our ESG practices and reporting do not meet investor, consumer, employee, or other stakeholder expectations, which continue to evolve, our brand, reputation and customer retention may be negatively impacted, and we may be subject to investor or regulator engagement regarding such matters, even if they are currently voluntary. Certain market participants, including major institutional investors, use third-party benchmarks or scores to measure our ESG practices in making investment and voting decisions. As ESG best practices, reporting standards and disclosure requirements continue to develop, we may incur increasing costs related to ESG monitoring and reporting. In addition, various policymakers, such as the SEC, the European Union, and the State of California, have adopted (or are considering adopting) new sustainability rules and regulations, including requirements for the disclosure of certain climate- or other ESG-related information, which may require us to incur significant additional costs to comply and impose increased oversight obligations on our management and board of directors. Operating in more than one jurisdiction is likely to make our compliance with ESG and sustainability-related rules more complex and expensive, and potentially expose us to greater levels of legal risks associated with our compliance. Our failure to comply with any applicable rules or regulations could lead to penalties and adversely impact our reputation, customer attraction and retention, access to capital and employee retention. Such ESG matters may also impact our suppliers and customers, which may augment or cause additional impacts on our business, financial condition, or results of operations.

Changes in tax laws or regulations that we are subject to in various tax jurisdictions or disagreements with tax authorities over the application of the current tax laws or regulations may

have an adverse effect on us or our merchants and could increase our costs and harm our business.

New income, sales, use, or other tax laws, regulations, or ordinances could be enacted or new interpretations of existing tax laws, regulations, or ordinances could be adopted at any time. Those changes could adversely affect our domestic and international business operations, results of operations and financial condition. These events could require us or our merchants to pay additional tax amounts on a prospective or retroactive basis, as well as require us or our merchants to pay fines and/or penalties and interest for past amounts deemed to be due. If we are required to collect such additional tax amounts from our merchants and are unsuccessful in collecting such taxes due from our merchants, we could be held liable for such costs, thereby adversely affecting our results of operations and harming our business. If we raise our prices to offset the costs of these changes, existing and potential future merchants may elect not to purchase our products in the future. Additionally, new, changed, modified, or newly interpreted or applied tax laws could increase our merchants' and our compliance, operating, and other costs. Further, these events could decrease the capital we have available to operate our business. Any or all of these events could harm our business, results of operations, and financial condition.

In addition, we are subject to taxation in several jurisdictions around the world with increasingly complex tax laws, the application of which can be uncertain. We are currently the subject of a routine tax audit in Israel, administered by the Israel Tax Authority. As a result of this audit or a review of our tax returns by the tax authorities in any other jurisdiction in which we do business, certain additional tax, interest or penalties may be imposed on us. Tax authorities in these jurisdictions may also assert that various withholding requirements apply to us or our subsidiaries or that benefits of tax treaties are not available to us or our subsidiaries. Moreover, given the multijurisdictional developments under the Organization for Economic Co-operation and Development's, or the OECD, efforts to standardize and modernize global corporate tax policy described further below, it is generally expected that tax authorities in various jurisdictions in which we operate may increase their audit activity and may seek to challenge some of the tax positions we have adopted. It is difficult to assess if and to what extent such challenges, if raised, might impact our effective tax rate. Any of these actions by tax authorities could harm our business and our results of operations.

Our results of operations may be harmed if we are required to collect sales or other similar taxes for the sale of our products in jurisdictions where we have not historically done so.

The application of indirect taxes (such as sales and use tax, VAT, GST, business tax, and gross receipt tax) to businesses that transact online, such as ours, is a complex and evolving area. An increasing number of states have considered or adopted laws that attempt to impose tax collection obligations on out-of-state companies. Following the U.S. Supreme Court decision in *South Dakota v. Wayfair, Inc.*, states are now free to levy taxes on sales of goods and services based on an "economic nexus," regardless of whether the seller has a physical presence in the state. As a result, it may be necessary to reevaluate whether our activities give rise to sales, use, and other indirect taxes as a result of any nexus in those states in which we are not currently registered to collect and remit taxes. Additionally, we may need to assess our potential tax collection and remittance liabilities based on existing economic nexus laws' dollar and transaction thresholds. It is possible that we could face sales tax, VAT, or GST audits and that our liability for these taxes could exceed our estimates as state tax authorities could still assert that we are obligated to collect additional tax amounts from our merchants and remit those taxes to those tax authorities. Further, one or more U.S. state or non-U.S. authorities could seek to impose additional sales, use, or other tax collection and record-keeping obligations on us or may determine that such taxes should have, but have not been, paid by us. We could also be subject to tax audits in states and international jurisdictions for which we have not accrued tax liabilities. A successful assertion by one or more states requiring us to collect taxes where we presently do not do so could result in substantial tax liabilities (including taxes on past sales, as well as penalties and interest), discourage organizations from purchasing our products, or otherwise harm our business, results of operations, and financial condition. We continue to analyze our exposure for such taxes and liabilities, including the need to provide for loss contingencies resulting from these potential taxes and liabilities.

There have been, and will continue to be, substantial ongoing costs associated with complying with the various indirect tax requirements in the numerous markets in which we conduct or will conduct business.

The enactment of legislation implementing changes in taxation of international business activities, the adoption of other corporate tax reform policies, or changes in tax legislation or policies could impact our future financial position and results of operations.

Corporate tax reform, tackling base-erosion efforts, and tax transparency continue to be high priorities in many tax jurisdictions where we have business operations. As a result, policies regarding corporate income and other taxes in numerous jurisdictions are under heightened scrutiny, and tax reform legislation is being proposed or enacted in a number of jurisdictions.

In 2022, the United States Inflation Reduction Act, among other changes, introduced a 15% corporate minimum tax on certain United States corporations and a 1% excise tax on certain stock redemptions by United States corporations, which the U.S. Treasury indicated may also apply to certain stock redemptions by a foreign corporation funded by certain United States affiliates.

In 2015, the OECD released various reports under its Base Erosion and Profit Shifting, or BEPS, action plan to reform international tax systems and prevent tax avoidance and aggressive tax planning. These actions aim to standardize and modernize global corporate tax policy, including cross-border taxes, transfer-pricing documentation rules, and nexus-based tax incentive practices which in part are focused on challenges arising from the digitalization of the economy. The reports have a very broad scope, including, but not limited to, neutralizing the effects of hybrid mismatch arrangements, limiting base erosion involving interest deductions and other financial payments, countering harmful tax practices, preventing the granting of treaty benefits in inappropriate circumstances, and imposing mandatory disclosure rules. It is the responsibility of OECD members to consider how the BEPS recommendations should be reflected in their national legislation. Many countries are beginning to implement legislation and other guidance to align their international tax rules with the OECD's BEPS recommendations — for example, by signing the Multilateral Convention to Implement Tax Treaty Related Measures to Prevent BEPS, or the MLI, which currently has been signed by over 100 jurisdictions, including Israel, which signed the MLI on June 7, 2017. On September 13, 2018, Israel submitted the ratification documents for the agreement, and the agreement entered into effect in Israel on January 1, 2019. The MLI implements some of the measures that the BEPS initiative proposes to be transposed into existing treaties of participating states. Such measures include the inclusion in tax treaties of one, or both, of a "limitation-on-benefit," or LOB, rule and a "principle purposes test," or PPT, rule. The application of the LOB rule or the PPT rule could deny the availability of tax treaty benefits (such as a reduced rate of withholding tax) under tax treaties. In January 2019 the OECD announced further work in continuation of the BEPS project, focusing on two "pillars." On October 8, 2021, 136 countries approved a statement known as the OECD BEPS Inclusive Framework, which builds upon the OECD's continuation of the BEPS project. The first pillar is focused on the allocation of taxing rights between countries for in-scope large multinational enterprises (with revenue in excess of €20 billion and profitability of at least 10%) that sell goods and services into countries with little or no local physical presence. The second pillar is focused on developing a global minimum tax rate of at least 15% applicable to in-scope multinational enterprises (with revenue in excess of €750 million). Israel is one of the 136 countries that has agreed in principle to the adoption of the global minimum tax rate. The rules for a global minimum tax are expected to be implemented in a number of jurisdictions with effect from 2024. In particular, on December 15, 2022, Council of the EU unanimously adopted the EU Directive on Global Minimum Tax. It is expected that the second Pillar rules will be effective for EU member states for fiscal years beginning on January 1, 2024.

Although many of the BEPS measures have already been implemented or are currently being implemented globally, it is still difficult in some cases to assess to what extent these changes our tax liabilities in the jurisdictions in which we conduct our business or to what extent they may impact the way in which we conduct our business or our effective tax rate due to the unpredictability and interdependency of these potential changes. Such legislative initiatives may materially and adversely affect our plans to

expand internationally and may negatively impact our financial condition, tax liability, and results of operations, and could increase our administrative expenses.

Changes in, or adverse applications of, insurance laws or regulations in the jurisdictions in which we operate could subject our business to additional regulation, which could impact our future financial position and results of operations.

New insurance laws, regulations, or ordinances could be enacted or new interpretations or adverse applications of existing insurance laws, regulations, or ordinances could be adopted at any time. If the company is classified as an insurance company in any jurisdiction due to our product, the Chargeback Guarantee, such classification could adversely affect our future financial position and results of operations by, among other things, increasing the costs of regulatory compliance, limiting or restricting the products we provide, including our ability to provide the Chargeback Guarantee, or the methods by which we provide them and subjecting us to the possibility of regulatory actions or proceedings. If we are unable to comply with such regulations, we may be precluded or temporarily suspended from carrying on some or all of the activities of our business or otherwise be fined or penalized in a given jurisdiction.

Risks Relating to Our Class A Ordinary Shares

The share price of our Class A ordinary shares has been and may continue to be volatile

The market price of our Class A ordinary shares has experienced significant price and volume volatility and may continue to fluctuate in the future, substantially as a result of many factors, including:

- actual or anticipated fluctuations in our revenues, our results of operations, and our financial condition;
- variance in our financial performance from the expectations of securities analysts;
- announcements by us or our direct or indirect competitors of significant business developments, changes in service provider relationships, acquisitions, or expansion plans;
- geopolitical conditions or uncertainty, which may include war, political instability or unrest, or terrorism (such as the current war between Israel and Hamas, as well as Ukraine and Russia);
- changes or proposed changes in laws or regulations or differing interpretations or enforcement of laws or regulations affecting our business, including the laws, regulations, card scheme rules or any other frameworks that have the effect of shifting liability for fraud away from merchants;
- changes in our pricing model;
- merchant-churn, including churn of significant merchants;
- our involvement in litigation or regulatory actions;
- sales of our Class A ordinary shares by us or our shareholders, including any sales of Class B ordinary shares, which will automatically convert into Class A ordinary shares upon transfer thereof;
- market conditions in our industry;
- changes in key personnel;
- the trading volume of our Class A ordinary shares;
- the timing and amount of our share repurchases (if any);

- publication of research reports or news stories about us, our competition, or our industry, or positive or negative recommendations or withdrawal of research coverage by securities analysts;
- changes in the estimation of the future size and growth rate of our markets; and
- general economic and market conditions.

In addition, the stock market in general, and the market for technology companies in particular, has experienced extreme price and volume fluctuations that have often been unrelated or disproportionate to the operating performance of those companies. Broad market and industry factors have, and may in the future, materially harm the market price of our Class A ordinary shares, regardless of our actual operating performance. In addition, in the past, securities class action litigation has often been instituted against companies whose stock price have declined, especially following periods of volatility in the overall market. We have been subject to securities class action litigation in the past. Additional securities class action litigation, if instituted against us, could result in substantial costs and a diversion of our management's attention and resources.

We cannot predict the impact our dual class structure may have on the market price of our Class A ordinary shares.

We cannot predict whether our dual class structure will result in a lower or more volatile market price of our Class A ordinary shares, in adverse publicity or other adverse consequences. Certain investors, including large institutional investors, may prefer companies that do not have multiple share classes or may have investment guidelines that preclude them from investing in companies that have multiple share classes. In addition, certain index providers have previously implemented, and may in the future determine to implement, restrictions on including companies with multiple share classes in certain of their indices. For example, from July 2017 to April 2023, S&P Dow Jones excluded companies with multiple share classes from the S&P Composite 1500 (composed of the S&P 500, S&P MidCap 400 and S&P SmallCap 600). Indices have discretion to reassess and implement such policies with respect to multi-class differing voting right structures. Under any such policies, our dual class share structure would make us ineligible for inclusion in any of these indices. As a result, the market price of our Class A ordinary shares could be materially adversely affected.

The dual class structure of our ordinary shares has the effect of concentrating voting power with our management and other pre-IPO shareholders, which will limit your ability to influence the outcome of important transactions, including a change in control.

Our Class B ordinary shares have ten votes per share, and our Class A ordinary shares have one vote per share. As of December 31, 2023, our executive officers collectively held approximately 30.65% of the voting power of our outstanding ordinary shares, and our pre-IPO shareholders collectively held approximately 84.08% of the voting power of our outstanding ordinary shares.

Accordingly, although there are no voting agreements among our pre-IPO shareholders, our management and pre-IPO shareholders, including our co-founders, hold together all of our issued and outstanding Class B ordinary shares and therefore, individually or together, are able to significantly influence matters submitted to our shareholders for approval, including the election of directors, amendments of our organizational documents, executive compensation items and any merger or other major corporate transactions that require shareholder approval. Our management and pre-IPO shareholders, including our co-founders, individually or together, may vote in a way with which you disagree and which may be adverse to your interests. This concentrated voting power may have the effect of delaying, preventing or deterring a change in control of our Company, could deprive our shareholders of an opportunity to receive a premium for their shares as part of a sale of our company and might ultimately materially and adversely affect the market price of our Class A ordinary shares. Future transfers by the holders of Class B ordinary shares will result in those shares converting into Class A ordinary shares, subject to limited exceptions. As long as at least 16,232,156 Class B ordinary shares remain outstanding, and without giving effect to any future issuances, the holders of our Class B ordinary

shares will hold a majority of the outstanding voting power and will continue to control the outcome of matters submitted to shareholders for approval. While our amended and restated articles of association generally prohibit us from issuing additional Class B ordinary shares (other than with the affirmative vote of the holders of at least seventy-five percent (75%) of our outstanding Class B ordinary shares), any future issuance of Class B ordinary shares may be dilutive to Class A ordinary shareholders.

For additional information about our dual class structure, see Exhibit 2.2 to this Annual Report.

An active trading market for our Class A ordinary shares may not be sustained to provide adequate liquidity.

An active trading market may not be sustained for our Class A ordinary shares. The lack of an active market may impair your ability to sell your shares at the time you wish to sell them or at a price that you consider reasonable. An inactive market may also impair our ability to raise capital by selling Class A ordinary shares and may impair our ability to acquire other companies by using our shares as consideration.

If we do not meet the expectations of securities analysts, if they do not publish research or reports about our business, or if they issue unfavorable commentary or downgrade our Class A ordinary shares, the price of our Class A ordinary shares could decline.

The trading market for our Class A ordinary shares relies in part on the research and reports that securities analysts publish about us and our business. The analysts' estimates are based upon their own opinions and are often different from our estimates or expectations. If our revenues, our results of operations, or our financial condition are below the estimates or expectations of public market analysts and investors, the price of our Class A ordinary shares could decline. Moreover, the price of our Class A ordinary shares could decline if one or more securities analysts downgrade our Class A ordinary shares or if those analysts issue other unfavorable commentary or cease publishing reports about us or our business.

We qualify as an "emerging growth company" and we cannot be certain if the reduced disclosure requirements applicable to emerging growth companies will make our Class A ordinary shares less attractive to investors because we may rely on these reduced disclosure requirements.

We qualify as an "emerging growth company," as defined in the JOBS Act. Under the JOBS Act, emerging growth companies can delay adopting new or revised financial accounting standards until such time as those standards apply to private companies. We have elected to use this extended transition period under the JOBS Act for adopting new or revised financial accounting standards. For as long as we continue to be an "emerging growth company," we may also take advantage of certain exemptions from various reporting requirements that are applicable to other public companies that are not emerging growth companies, including presenting only limited selected financial data and not being required to comply with the auditor attestation requirements of Section 404(b) of the Sarbanes-Oxley Act. As a result, our shareholders may not have access to certain information that they may deem important. We will remain an "emerging growth company" until the earliest of: (1) December 31, 2026; (2) the last day of the first fiscal year in which our annual gross revenue is \$1.235 billion or more; (3) the date on which we have, during the previous rolling three-year period, issued more than \$1 billion in non-convertible debt securities; and (4) the date we qualify as a "large accelerated filer." We cannot predict if investors will find our Class A ordinary shares less attractive because we may rely on these exemptions. If some investors find our Class A ordinary shares less attractive as a result, there may be a less active trading market for our Class A ordinary shares and our share price may be more volatile.

We are a "foreign private issuer," and, as a result, we are not subject to U.S. proxy rules and will be subject to Exchange Act reporting obligations that, to some extent, are more lenient and less frequent than those of a U.S. domestic public company.

We report under the Exchange Act as a non-U.S. company with “foreign private issuer” status. Because we qualify as a “foreign private issuer” under the Exchange Act, we are exempt from certain provisions of the Exchange Act that are applicable to U.S. domestic public companies, including (1) the sections of the Exchange Act regulating the solicitation of proxies, consents, or authorizations in respect of a security registered under the Exchange Act; (2) the sections of the Exchange Act requiring insiders to file public reports of their share ownership and trading activities and liability for insiders who profit from trades made in a short period of time; (3) the rules under the Exchange Act requiring the filing with the SEC of current reports on Form 8-K upon the occurrence of specified significant events, although we are subject to Israeli laws and regulations with regards to certain of these matters; and (4) the rules under the Exchange Act requiring the filing with the SEC of quarterly reports on Form 10-Q containing unaudited financial and other specified information, although we are subject to Israeli laws and regulations with regard to certain of these matters and have historically announced, and intend to continue announcing quarterly unaudited results in earnings press releases. In addition, “foreign private issuers” are not required to file their annual report on Form 20-F until four months after the end of each fiscal year, while U.S. domestic issuers that are accelerated filers are required to file their annual report on Form 10-K within 75 days after the end of each fiscal year, and U.S. domestic issuers that are large accelerated filers are required to file their annual report on Form 10-K within 60 days after the end of each fiscal year. “Foreign private issuers” are also exempt from Regulation FD, which prohibits selective disclosures of material information. As a result of all of the above, investors may not have the same protections afforded to shareholders of a company that is not a “foreign private issuer.”

We may lose our “foreign private issuer” status in the future, which could result in significant additional costs and expenses.

As discussed above, we are a “foreign private issuer,” and therefore, we are not required to comply with all of the periodic disclosure and current reporting requirements of the Exchange Act. The determination of “foreign private issuer” status is made annually on the last business day of an issuer’s most recently completed second fiscal quarter. In the future, we would lose our “foreign private issuer” status if (1) more than 50% of our outstanding voting securities are owned by U.S. residents and (2) a majority of our directors or executive officers are U.S. citizens or residents, or we fail to meet additional requirements necessary to avoid loss of “foreign private issuer” status. If we lose our “foreign private issuer” status, we will be required to file with the SEC periodic reports and registration statements on U.S. domestic issuer forms, which are more detailed and extensive than the forms available to a “foreign private issuer.” We will also have to mandatorily comply with U.S. federal proxy requirements, and our officers, directors, and more than 10% shareholders will become subject to the short-swing profit disclosure and recovery provisions of Section 16 of the Exchange Act. In addition, we will lose our ability to rely upon exemptions from certain corporate governance rules of the NYSE. As a U.S. listed public company that is not a “foreign private issuer,” we will incur significant additional legal, accounting, and other expenses that we will not incur as a “foreign private issuer.”

As we are a “foreign private issuer” and intend to follow certain home country corporate governance practices, our shareholders may not have the same protections afforded to shareholders of companies that are subject to all corporate governance rules of the New York Stock Exchange.

As a “foreign private issuer,” we have the option to follow certain home country corporate governance practices rather than those of the NYSE, provided that we disclose the requirements we are not following and describe the home country practices we are following. We intend to rely on this “foreign private issuer exemption” with respect to NYSE rules for shareholder meeting quorums. See Item 6.C. “*Board Practices — Corporate Governance Practices.*” We may in the future elect to follow Israeli practices with regard to other matters. As a result, our shareholders may not have the same protections afforded to shareholders of companies that are subject to all corporate governance rules of the NYSE.

The market price of our Class A ordinary shares could be negatively affected by future issuances and sales of our Class A ordinary shares.

As of December 31, 2023, there were 128,738,857 Class A ordinary shares and 49,814,864 Class B ordinary shares outstanding. Sales by us or our shareholders of a substantial number of Class A ordinary shares, including Class B ordinary shares, which will automatically convert into Class A ordinary shares upon transfer, in the public market, or the perception that these sales might occur, could cause the market price of our Class A ordinary shares to decline or could impair our ability to raise capital through a future sale of, or pay for acquisitions using, our equity securities. Of our issued and outstanding shares, all the Class A ordinary shares, including Class B ordinary shares, which will automatically convert into Class A ordinary shares upon transfer, are freely transferable, except for any shares held by our “affiliates,” as that term is defined in Rule 144 under the Securities Act.

As of December 31, 2023, we had 8,766,560 ordinary shares available for future grants under our equity incentive plans and 32,280,797 ordinary shares that were subject to outstanding share options and restricted share units, or RSUs. Of this amount, 8,849,876 options were vested and exercisable as of December 31, 2023. Future grants under our equity incentive plans, whether in the ordinary course of business or otherwise, will result in dilution of the ownership interests of our existing shareholders.

We are unable to predict the effect that such issuances and sales may have on the prevailing market price of our Class A ordinary shares.

Provisions of Israeli law and our amended and restated articles of association may delay, prevent, or make undesirable an acquisition of all or a significant portion of our shares or assets.

Provisions of Israeli law and our amended and restated articles of association could have the effect of delaying or preventing a change in control and may make it more difficult for a third party to acquire us or our shareholders to elect different individuals to our board of directors, even if doing so would be considered to be beneficial by some of our shareholders, and may limit the price that investors may be willing to pay in the future for our Class A ordinary shares. Among other things:

- the Israeli Companies Law, 5759-1999 (the “Companies Law”) regulates mergers and requires that a tender offer be effected when one or more shareholders propose to purchase shares that would result in it or them owning more than a specified percentage of shares in a company;
- the Companies Law requires special approvals for certain transactions involving directors, officers, or significant shareholders, and regulates other matters that may be relevant to these types of transactions;
- the Companies Law does not provide for shareholder action by written consent for public companies, thereby requiring all shareholder actions to be taken at a general meeting of shareholders;
- our amended and restated articles of association divide our directors into three classes, each of which is elected once every three years;
- an amendment to our amended and restated articles of association generally requires, in addition to the approval of our board of directors, a vote of the holders of a majority of our outstanding ordinary shares entitled to vote present and voting on the matter at a general meeting of shareholders (referred to as simple majority), and the amendment of a limited number of provisions, such as the provision empowering our board of directors to determine the size of the board, the provision dividing our directors into three classes, the provision that sets forth the procedures and the requirements that must be met in order for a shareholder to require the Company to include a matter on the agenda for a general meeting of the shareholders, the provisions relating to the election and removal of members of our board of directors and empowering our board of directors to fill vacancies on the board, requires, in addition to the approval of our board of directors, a vote of the holders of 65% of our outstanding ordinary shares entitled to vote at a general meeting;

- our amended and restated articles of association do not permit a director to be removed, except by a vote of the holders of at least 65% of our outstanding shares entitled to vote at a general meeting of shareholders;
- our dual class ordinary share structure, which provides our existing shareholders, individually or together, with the ability to significantly influence the outcome of matters requiring shareholder approval, even if they own significantly less than a majority of our outstanding Class A ordinary shares and Class B ordinary shares; and
- our amended and restated articles of association provide that director vacancies may be filled by our board of directors.

Further, Israeli tax considerations may make potential transactions undesirable to us or to some of our shareholders whose country of residence does not have a tax treaty with Israel, granting tax relief to such shareholders from Israeli tax. For example, Israeli tax law does not recognize tax-free share exchanges to the same extent as U.S. tax law. With respect to mergers, Israeli tax law allows for tax deferral in certain circumstances, but makes the deferral contingent on the fulfillment of numerous conditions, including a holding period of two years from the date of the transaction during which certain sales and dispositions of shares of the participating companies are restricted. Moreover, with respect to certain share swap transactions, the tax deferral is limited in time, and when such time expires, the tax becomes payable even if no disposition of the shares has occurred.

We do not expect to pay any dividends in the foreseeable future.

We have never declared nor paid any dividends on our ordinary shares. We do not anticipate paying any dividends in the foreseeable future. We currently intend to retain future earnings, if any, to finance operations and expand our business. Consequently, investors who purchase Class A ordinary shares may be unable to realize a gain on their investment, except by selling such shares after price appreciation, which may never occur.

Our board of directors has sole discretion whether to pay dividends. If our board of directors decides to pay dividends, the form, frequency and amount will depend upon our future operations and earnings, capital requirements and surplus, general financial condition, contractual restrictions and other factors that our directors may deem relevant. The Companies Law imposes restrictions on our ability to declare and pay dividends.

Payment of dividends may also be subject to Israeli withholding taxes. See Item 10.E. “*Taxation —Israeli Tax Considerations*” for additional information.

We cannot guarantee that our share repurchase program will be utilized to the full value approved or that it will enhance long-term shareholder value. Repurchases we consummate could increase the volatility of the price of our Class A ordinary shares and could have a negative impact on the liquidity of our Class A ordinary shares.

In August 2023, our Board of Directors approved a share repurchase program for the purchase of up to \$75 million of our Class A ordinary shares (the “Repurchase Program”). In November 2023, we received the required approval from the Tel Aviv District Court Economic Department (“Israeli Court”) to implement the Repurchase Program. Under the Repurchase Program, repurchases can be made from time to time using a variety of methods, which may include open market purchases, privately negotiated transactions or otherwise, all in accordance with U.S. federal securities laws. The timing, as well as the number and value of any shares repurchased under the program, will be determined at our discretion and will depend on a variety of factors, including management’s assessment of the intrinsic value of our ordinary shares, the market price of our ordinary shares, general market and economic conditions, available liquidity, alternative investment opportunities, and applicable legal requirements. Share repurchases could have an impact on the trading price of our Class A ordinary shares, increase the volatility of the price of our Class A ordinary shares, or reduce the liquidity of our Class A ordinary shares.

Additionally, repurchases under the Repurchase Program may diminish our cash reserves, which could impact our ability to pursue possible strategic opportunities and acquisitions and could result in lower overall returns on our cash balances.

The Repurchase Program does not obligate us to acquire a particular amount of Class A ordinary shares, and the Repurchase Program may be suspended, modified or discontinued at any time at our discretion and without prior notice, which may result in a decrease in the trading prices of our Class A ordinary shares. We cannot assure you that any share repurchases will enhance shareholder value because the market price of our Class A ordinary shares could decline. The current Israeli Court approval of our Repurchase Program is valid through May 19, 2024. We may file extension requests with the Israeli Court on an ongoing basis as required and we may seek to expand the Repurchase Program and increase the aggregate value of the Class A ordinary shares repurchased thereunder, however there can be no guarantee that the Israeli Court will approve such extension or expansion requests.

We will continue to incur increased costs as a result of operating as a public company, and our management will be required to devote substantial time to new compliance initiatives and corporate governance practices.

As a public company we incur, and particularly after we are no longer an “emerging growth company,” we will continue to incur significant legal, accounting, and other expenses that we did not incur as a private company. The Sarbanes-Oxley Act, the Dodd-Frank Wall Street Reform, and Consumer Protection Act, the listing requirements of the NYSE and other applicable securities rules and regulations impose various requirements on public companies, including the establishment and maintenance of effective disclosure and financial controls and corporate governance practices. Our management and other personnel continue to devote a substantial amount of time to these compliance initiatives. Moreover, we will continue to incur substantial legal and financial compliance costs, and certain activities will be more time-consuming and costly, as a result of these rules and regulations. For example, these rules and regulations make it more difficult and more expensive for us to obtain director and officer liability insurance, and could also make it more difficult for us to attract and retain qualified members of our board.

We continue to evaluate these rules and regulations and cannot predict or estimate the amount of additional costs we may incur or the timing of such costs. These rules and regulations are often subject to varying interpretations, in many cases due to their lack of specificity, and, as a result, their application in practice may evolve over time as new guidance is provided by regulatory and governing bodies. This could result in continuing uncertainty regarding compliance matters and higher costs necessitated by ongoing revisions to disclosure and governance practices.

Our amended and restated articles of association provide that, unless we consent to an alternative forum, the federal district courts of the United States shall be the exclusive forum for resolution of any complaint asserting a cause of action arising under the Securities Act, and the competent courts of Tel Aviv, Israel, shall be the exclusive forum for resolution of substantially all disputes between the Company and its shareholders under the Companies Law and the Israeli Securities Law, which could limit our shareholders’ ability to choose the judicial forum for disputes with us, our directors, shareholders, or other employees.

Our amended and restated articles of association provide that, unless we consent to the selection of an alternative forum, the federal district courts of the United States shall be the exclusive forum for any claim asserting a cause of action arising under the Securities Act. Section 22 of the Securities Act creates concurrent jurisdiction for U.S. federal and state courts over all such Securities Act actions. Accordingly, both U.S. state and federal courts have jurisdiction to entertain such claims. To prevent having to litigate claims in multiple jurisdictions and the threat of inconsistent or contrary rulings by different courts, among other considerations, our amended and restated articles of association provide that, unless we consent in writing to the selection of an alternative forum, the federal district courts of the United States shall be the exclusive forum for the resolution of any complaint asserting a cause of action arising under the Securities

Act. This exclusive forum provision will not apply to suits brought to enforce any liability or duty created by the Exchange Act, and our shareholders cannot and will not be deemed to have waived our compliance with the U.S. federal securities laws and the rules and regulations thereunder as a result of our exclusive forum provision.

Our amended and restated articles of association further provide that, unless we consent in writing to the selection of an alternative forum, the competent courts of Tel Aviv, Israel, is the exclusive forum for the resolution of (i) any derivative action or proceeding brought on behalf of the Company, (ii) any action asserting a claim of breach of fiduciary duty owed by any director, officer or other employee of the Company to the Company or the Company's shareholders, or (iii) any action asserting a claim arising pursuant to any provision of the Companies Law or the Israeli Securities Law, 1968, or the Israeli Securities Law. Such exclusive forum provision is intended to apply to claims arising under Israeli law and does not apply to claims for which the federal courts would have exclusive jurisdiction, whether by law or pursuant to our amended and restated articles of association, as described above.

Any person or entity purchasing or otherwise acquiring any interest in any of our securities shall be deemed to have notice of and consented to the foregoing provisions of our amended and restated articles of association. However, the enforceability of similar forum provisions (including exclusive federal forum provisions for actions, suits, or proceedings asserting a cause of action arising under the Securities Act) in other companies' organizational documents has been challenged in legal proceedings, and there is uncertainty as to whether courts would enforce the exclusive forum provisions in our amended and restated articles of association. If a court were to find the exclusive forum provisions contained in our amended and restated articles of association to be inapplicable or unenforceable in an action, we may incur additional costs associated with resolving such action in other jurisdictions, which could materially adversely affect our business, financial condition, and results of operations.

Although we believe these exclusive forum provisions benefit us by providing increased consistency in the application of U.S. federal securities laws or the Companies Law, as applicable, in the types of lawsuits to which they apply, such exclusive forum provisions may limit a shareholder's ability to bring a claim in the judicial forum of their choosing for disputes with us or any of our directors, shareholders, officers, or other employees, which may discourage lawsuits with respect to such claims against us and our current and former directors, shareholders, officers, or other employees.

There can be no assurance that we will not be classified as a passive foreign investment company, which could result in adverse U.S. federal income tax consequences to United States Holders of our Class A ordinary shares.

We would be classified as a passive foreign investment company, or PFIC, for any taxable year if, after the application of certain look-through rules, either: (i) 75% or more of our gross income for such year is "passive income" (as defined in the relevant provisions of the Internal Revenue Code of 1986, as amended, or the Code) (the "income test"); or (ii) 50% or more of the value of our assets (generally determined on the basis of a quarterly average) during such year is attributable to assets that produce or are held for the production of passive income (the "asset test"). For these purposes, cash and other assets readily convertible into cash or that do or could generate passive income are categorized as passive assets, and the value of goodwill and other unbooked intangible assets is generally taken into account. Passive income generally includes, among other things, rents, dividends, interest, royalties, gains from the disposition of passive assets and gains from commodities and securities transactions. For purposes of the income and asset tests, we will be treated as owning a proportionate share of the assets and earning a proportionate share of the income of any other corporation of which we own, directly or indirectly, at least 25% (by value) of the stock. The legislative history of the relevant Code provisions indicates that the total value of a publicly-traded foreign corporation's assets generally will be treated as equal to the sum of the aggregate value of its outstanding stock plus its liabilities for purposes of the asset test, and publicly-traded foreign corporations often employ such market capitalization method to value their assets. However, the Internal Revenue Service, or the IRS, has not issued guidance conclusively addressing how to value a publicly-traded foreign corporation's assets for PFIC purposes.

The trading value of our Class A ordinary shares has in the past, and is likely to continue to fluctuate. In particular, the market price of the shares of U.S. listed technology companies (including us) has been especially volatile in recent years. In addition, we have a dual class share structure that has the effect of concentrating voting power in our Class B ordinary shares, which are not publicly traded. Our Class A ordinary shares, which are publicly traded, represent approximately 20% of the voting power of all our outstanding shares. In certain circumstances, including under volatile market conditions and considering the percentage of voting power represented by our publicly-traded Class A ordinary shares, we believe it may be appropriate to employ alternative methods to determine the value of our assets other than the market capitalization method. After considering the total value of our assets determined under an alternative valuation method that takes into account a control premium, we believe that we were not a PFIC for the taxable year ended December 31, 2023. However, if the market capitalization method were determined to be the only appropriate method of valuing our assets, we may well be treated as a PFIC for the taxable year ended December 31, 2023. Therefore, there can be no certainty that the IRS will not challenge such a position and determine that based on the IRS's interpretation of the asset test, we were a PFIC for the taxable year ended December 31, 2023. In addition, PFIC status is a factual determination that must be made annually after the close of each taxable year. The trading value of our Class A ordinary shares is likely to continue to fluctuate while the market price of the shares of U.S. listed technology companies continues to be volatile, which may affect the determination of whether we will be considered a PFIC. As our market capitalization and the composition of our income, assets, and operations are subject to change, we cannot assure you that we will not be considered a PFIC for any taxable year. It is possible that the IRS may take a contrary position with respect to our determination in any particular year. Certain adverse U.S. federal income tax consequences could apply to a United States Holder (as defined in Item 10.E. "Taxation—U.S. Federal Income Tax Considerations") if we are treated as a PFIC for any taxable year during which such United States Holder holds our Class A ordinary shares. **We are not providing any U.S. tax opinion to any United States Holder concerning our potential PFIC status, and United States Holders should consult their tax advisors about the potential application of the PFIC rules to their investment in our Class A ordinary shares.** For further discussion, see Item 10.E. "Taxation — U.S. Federal Income Tax Considerations — Passive Foreign Investment Company."

If a United States person is treated as owning 10% or more of our shares, such holder may be subject to adverse U.S. federal income tax consequences.

If a United States person is treated as owning (directly, indirectly, or constructively) at least 10% of the value or voting power of our shares, such person may be treated as a "United States shareholder" with respect to each controlled foreign corporation, or CFC, in our group (if any). Because our group includes a U.S. subsidiary, certain of our non-U.S. subsidiaries will be treated as CFCs (regardless of whether we are treated as a CFC). A United States shareholder of a CFC may be required to report annually and include in its U.S. taxable income its pro rata share of "Subpart F income," "global intangible low-taxed income," and investments in U.S. property by CFCs, regardless of whether we make any distributions. An individual that is a United States shareholder with respect to a CFC generally would not be allowed certain tax deductions or foreign tax credits that would be allowed to a United States shareholder that is a U.S. corporation. Failure to comply with these reporting obligations may subject a United States shareholder to significant monetary penalties, and may prevent the statute of limitations with respect to such shareholder's U.S. federal income tax return for the year for which reporting was due from starting. We cannot provide any assurances that we will assist investors in determining whether we are or any of our non-U.S. subsidiaries is treated as CFC or whether any investor is treated as a United States shareholder with respect to any such CFC or furnish to any United States shareholder information that may be necessary to comply with the aforementioned reporting and tax paying obligations. The United States Internal Revenue Service has provided limited guidance on situations in which investors may rely on publicly available information to comply with their reporting and tax paying obligations with respect to foreign-controlled CFCs. A United States investor should consult its advisors regarding the potential application of these rules to an investment in our Class A ordinary shares.

Risks Relating to Our Incorporation and Location in Israel

Conditions in Israel, including the recent attack by Hamas and other terrorist organizations from the Gaza Strip and elsewhere in the region, and Israel's war against them, may adversely affect our revenues, our results of operations and our financial condition.

We are incorporated under the laws of the State of Israel and many of our employees, including certain members of management, operate from our offices located in Tel Aviv, Israel. In addition, a number of our officers and directors are residents of Israel. Accordingly, political, economic, and military conditions in Israel and the surrounding region may directly affect our revenues, our results of operations, and our financial condition. Since the establishment of the State of Israel, a number of armed conflicts have occurred between Israel and its neighboring countries and terrorist organizations active in the region.

In October 2023, Hamas and other terrorist organizations infiltrated Israel's southern border from the Gaza Strip and conducted a series of attacks on civilian and military targets. Hamas and other terrorist organizations also launched extensive rocket attacks on Israeli population and industrial centers located along Israel's border with the Gaza Strip and in other areas within the State of Israel. These attacks resulted in extensive deaths, injuries and kidnapping of civilians and soldiers. Following the attack, Israel's security cabinet declared war against Hamas and a military campaign against these terrorist organizations commenced in parallel to their continued rocket and terror attacks. In addition, since the commencement of these events, there have been continued hostilities along Israel's northern border (with the Hezbollah terror organization in Lebanon) and southern border (with the Houthi movement in Yemen). It is possible that hostilities with Hezbollah in Lebanon will escalate, and that other terrorist organizations, including Palestinian military organizations in the West Bank as well as other hostile countries, such as Iran, will join the hostilities. Such clashes may escalate in the future into a greater regional conflict. Furthermore, following Hamas' attack on Israel and Israel's security cabinet declaration of war against Hamas, the Houthi movement, which controls parts of Yemen, launched a number of attacks on marine vessels traversing the Red Sea. The intensity and duration of Israel's war against Hamas is difficult to predict, as are such war's economic implications on the Company's business and operations and on Israel's economy in general. These events may be intertwined with wider macroeconomic indications of a deterioration of Israel's economic standing, potentially including a downgrade in Israel's credit rating by rating agencies (such as the recent downgrade by Moody's of its credit rating of Israel from A1 to A2, as well as the downgrade of its outlook rating from "stable" to "negative"), which may have a material adverse effect on the Company and its ability to effectively conduct its operations.

In connection with the Israeli security cabinet's declaration of war against Hamas and possible hostilities with other organizations, several hundred thousand Israeli military reservists were drafted to perform immediate military service. Although many of these military reservists have since been released, they may be called up for additional reserve duty, depending on developments in the war in Gaza and along Israel's other borders. Certain of our employees and consultants in Israel have been called up, and additional employees may be called up, for service in the current or future wars or other armed conflicts, and such persons may be absent for an extended period of time. As a result, our operations have and may in the future be disrupted by such absences, which disruption may materially and adversely affect our business and results of operations.

In the event that our facilities are damaged as a result of hostile actions, or hostilities otherwise disrupt our ongoing operations, our business could be materially and adversely affected. Our commercial insurance does not cover losses that may occur as a result of events associated with war and terrorism. Although the Israeli government currently covers the reinstatement value of direct damages that are caused by terrorist attacks or acts of war, there can be no assurance that this government coverage will be maintained or that it will sufficiently cover our potential damages. Any losses or damages incurred by us could have a material adverse effect on our revenues, our results of operations, and our financial condition. Any armed conflicts or political instability in the region would likely negatively affect business conditions and could adversely affect our revenues, our results of operations, and our financial condition.

In addition, some countries around the world restrict doing business with Israel and Israeli companies, and additional countries may impose similar restrictions if hostilities in Israel or political instability in the region continue or increase. These restrictions may limit materially our ability to sell our products and provide our services to companies and customers in these countries. Separately, there have been increased efforts by countries, activists and organizations to cause companies and consumers to boycott Israeli goods and services. In addition, in January 2024 the International Court of Justice (the "ICJ") issued an interim ruling in a case filed by South Africa against Israel in December 2023, making allegations of genocide amid and in connection with the war in Gaza, and ordered Israel, among other things, to take measures to prevent genocidal acts, prevent and punish incitement to genocide, and take steps to provide basic services and humanitarian aid to civilians in Gaza. There are concerns that companies and businesses will terminate, and certain companies and businesses may have already terminated, certain commercial relationships with Israeli companies following the ICJ decision. The foregoing efforts by countries, activists and organizations, particularly if they become more widespread, as well as the ICJ rulings and future rulings and orders of other tribunals against Israel (if handed), may materially and adversely impact our ability to sell and provide our products and services outside of Israel.

Finally, political conditions within Israel may affect our operations. Israel has held five general elections between 2019 and 2022, and prior to October 2023, the Israeli government pursued extensive changes to Israel's judicial system, which sparked extensive political debate and unrest. In response to such initiatives, many individuals, organizations and institutions, both within and outside of Israel, have voiced concerns that the proposed changes may negatively impact the business environment in Israel including due to reluctance of foreign investors to invest or conduct business in Israel, as well as due to increased currency fluctuations, downgrades in credit rating, increased interest rates, increased volatility in securities markets, and other changes in macroeconomic conditions. To date, these initiatives have been substantially put on hold. If such changes to Israel's judicial system are again pursued by the government and approved by the parliament, this may have an adverse effect on our business, our results of operations and our ability to raise additional funds, if deemed necessary by our management and board of directors.

Due to competition for highly skilled personnel in Israel, we may fail to attract, recruit, retain and develop qualified employees, which could materially and adversely impact our business, financial condition and results of operations.

Our principal research and development activities are conducted from our office in Israel and we face significant competition for suitably skilled software engineers, data scientists and developers in this region. The accelerated economic growth of Israeli tech companies in recent years led to a surplus of job opportunities and intense competition between Israeli-based employers to attract locally qualified employees. As a result, the high-tech industry in Israel has experienced significant levels of employee attrition and continues to face a shortage of skilled personnel. Many of the companies with whom we compete for experienced personnel have greater resources than we do and we may not succeed in recruiting additional experienced or professional personnel, retaining current personnel or effectively replacing current personnel who may depart with qualified or effective successors.

Our effort to retain and develop personnel may also result in significant additional expenses, which could adversely affect our profitability. There can be no assurance that qualified employees will continue to be employed or that we will be able to attract and retain qualified personnel in the future. Failure to retain or attract qualified personnel could have a material adverse effect on our business, financial condition and results of operations.

It may be difficult to enforce a U.S. judgment against us, our officers, and our directors named in this Annual Report in Israel or the United States, or to assert U.S. securities laws claims in Israel or serve process on our officers and directors.

Not all of our directors or officers are residents of the United States, and certain assets are therefore located outside the United States. Service of process upon us or our non-U.S. resident directors and

officers, and enforcement of judgments obtained in the United States against us or our non-U.S. resident directors and officers may be difficult to obtain within the United States. We have been informed by our legal counsel in Israel that it may be difficult to assert claims under U.S. securities laws in original actions instituted in Israel or obtain a judgment based on the civil liability provisions of U.S. federal securities laws. Israeli courts may refuse to hear a claim based on an alleged violation of U.S. securities laws against us or our non-U.S. officers and directors reasoning that Israel may not be the most appropriate forum in which to bring such a claim. In addition, even if an Israeli court agrees to hear a claim, it may determine that Israeli law and not U.S. law is applicable to the claim. If U.S. law is found to be applicable, the content of applicable U.S. law must be proved as a fact by expert witnesses, which can be a time-consuming and costly process. Certain matters of procedure will also be governed by Israeli law. There is little binding case law in Israel addressing the matters described above. Israeli courts might not enforce judgments rendered outside Israel, which may make it difficult to collect on judgments rendered against us or our non-U.S. officers and directors.

Moreover, an Israeli court will not enforce a non-Israeli judgment if it was given in a state whose laws do not provide for the enforcement of judgments of Israeli courts (subject to exceptional cases), if its enforcement is likely to prejudice the sovereignty or security of the State of Israel, if it was obtained by fraud or in the absence of due process, if it is at variance with another valid judgment that was given in the same matter between the same parties, or if a suit in the same matter between the same parties was pending before a court or tribunal in Israel at the time the foreign action was brought.

Your rights and responsibilities as our shareholder will be governed by Israeli law, which may differ in some respects from the rights and responsibilities of shareholders of U.S. corporations.

We are incorporated under Israeli law. The rights and responsibilities of holders of our Class A ordinary shares and Class B ordinary shares are governed by our amended and restated articles of association and the Companies Law. These rights and responsibilities differ in some respects from the rights and responsibilities of shareholders in typical U.S. corporations. In particular, pursuant to the Companies Law, each shareholder of an Israeli company has to act in good faith and in a customary manner in exercising his, her, or its rights and fulfilling his, her, or its obligations toward the Company and other shareholders, and to refrain from abusing his, her, or its power in the Company, including, among other things, in voting at the general meeting of shareholders, on amendments to a company's articles of association, and with regard to increases in a company's authorized share capital, mergers, and certain transactions requiring shareholders' approval under the Companies Law. In addition, a controlling shareholder of an Israeli company or a shareholder who knows that it possesses the power to determine the outcome of a shareholder vote or who has the power to appoint or prevent the appointment of a director or officer in the Company, or has other powers toward the Company has a duty of fairness toward the Company. However, Israeli law does not define the substance of this duty of fairness. There is little case law available to assist in understanding the implications of these provisions that govern shareholder behavior.

ITEM 4. INFORMATION ON THE COMPANY

A. History and Development of the Company

Riskified Ltd. was incorporated on November 26, 2012 and commenced operations in January 2013. In July 2021, we listed our Class A ordinary shares on the NYSE. We are a company limited by shares organized under the laws of the State of Israel. We are registered with the Israeli Registrar of Companies. Our registration number is 51-484411-7.

Our principal executive offices are located at 220 5th Avenue, 2nd Floor, New York, New York 10001.

Our website address is <http://www.riskified.com>. We use our website as a means of disclosing material non-public information. Such disclosures will be made available on the "Investor Relations" section of our website. Accordingly, investors should monitor such sections of our website, in addition to following our press releases, SEC filings and public conference calls and webcasts. Information contained

on, or that can be accessed through, our website does not constitute a part of this Annual Report and is not incorporated by reference herein. We have included our website address, and references to various other documents, in this Annual Report solely for informational purposes. The SEC maintains an internet website that contains reports, proxy statements and other information about issuers, like us, that file electronically with the SEC at <https://www.sec.gov>. Our agent for service of process in the United States is Riskified, Inc., located at 220 5th Avenue, 2nd Floor, New York, New York 10001. For a description of our principal capital expenditures and divestitures for the three years ended December 31, 2023 and for those currently in progress, see Item 5. “*Operating and Financial Review and Prospects — Liquidity and Capital Resources.*”

B. Business Overview

Company Overview

Our mission is to empower businesses to unleash ecommerce growth by taking risk off the table. We have built a next-generation ecommerce risk intelligence platform that allows online merchants to create trusted relationships with their consumers. Leveraging machine learning that benefits from a global merchant network, our platform identifies the individual behind each online interaction, helping merchants—our customers—eliminate risk and uncertainty from their business. We drive higher sales and reduce operating costs for our merchants and assist them to provide superior online shopping experiences for their consumers.

We believe legacy ecommerce fraud platforms and rules-based, in-house solutions are frequently slow, inaccurate, expensive, and inflexible. They can often produce the wrong decision—by rejecting good transactions or accepting fraudulent ones—which causes merchants to either lose revenue or incur unnecessary expenses in the form of chargebacks and other fees.

Larger, global merchants can also employ hundreds of support personnel to manually review consumer interactions (e.g., orders, returns, refund claims and account recoveries). We believe these slow manual processes produce poor online shopping experiences that lead to abandoned shopping carts. Additionally, this outdated infrastructure may prevent merchants from adapting to fast-changing consumer preferences and fraud techniques.

Our ecommerce risk intelligence platform is built to solve these problems with proprietary machine learning models that drive an automated decisioning engine. We have designed our platform to be fast, accurate, scalable, and cost-effective. It supports our core Chargeback Guarantee product—which optimizes merchant approval rates—as well as our other products that mitigate similar ecommerce risks for those same merchants, including Policy Protect, Dispute Resolve, Account Secure and PSD2 Optimize.

All of our products are designed to enable merchants to generate additional revenue or cost savings, while improving the online shopping experience for their consumers. Our core product, the Chargeback Guarantee, automatically approves or denies online orders with guaranteed performance levels that vary in accordance with our merchants’ priorities. Our machine learning models analyze hundreds of attributes per transaction, generating decisions in real time. We guarantee the outcome of these decisions by assuming the cost of fraud associated with each order that we approve. Simultaneously, we provide contractual minimum approval rates for our Chargeback Guarantee merchants that are often higher than these merchants can achieve on their own.

We access our merchants’ transaction data through deep integrations into their mission-critical infrastructure, including their ecommerce, order management and customer relationship management systems. Collecting relevant data across our merchant network allows us to identify complex transaction and behavior patterns that are not easily identifiable by merchants on their own. Our ability to help our merchants stems from the fact that we continuously feed this real-time training data into our sophisticated machine learning models.

We service merchants of all sizes, from multi-billion dollar global omnichannel retailers to small pure play merchants, including via partnership integrations with Shopify and other ecommerce platforms, such as Salesforce Commerce Cloud, Commercetools and Adobe Commerce. However, we focus on supporting enterprise merchants, which we define as merchants generating over \$75 million in online sales per year. Our merchants include some of the largest ecommerce brands in the world, including Wayfair, Lastminute.com, SHEIN, and Macy's. Our merchants operate in a variety of verticals, including Payments, Money Transfer & Crypto, Tickets & Travel, Electronics, Home, Fashion & Luxury Goods, General Retail and Food.

We charge merchants using our Chargeback Guarantee product a percentage of every dollar of GMV that we approve on their behalf, so we are incentivized to approve as many orders as we safely can. We believe that this merchant-centric approach, coupled with our rigorous decisioning process, maximizes our financial results and those of our merchants.

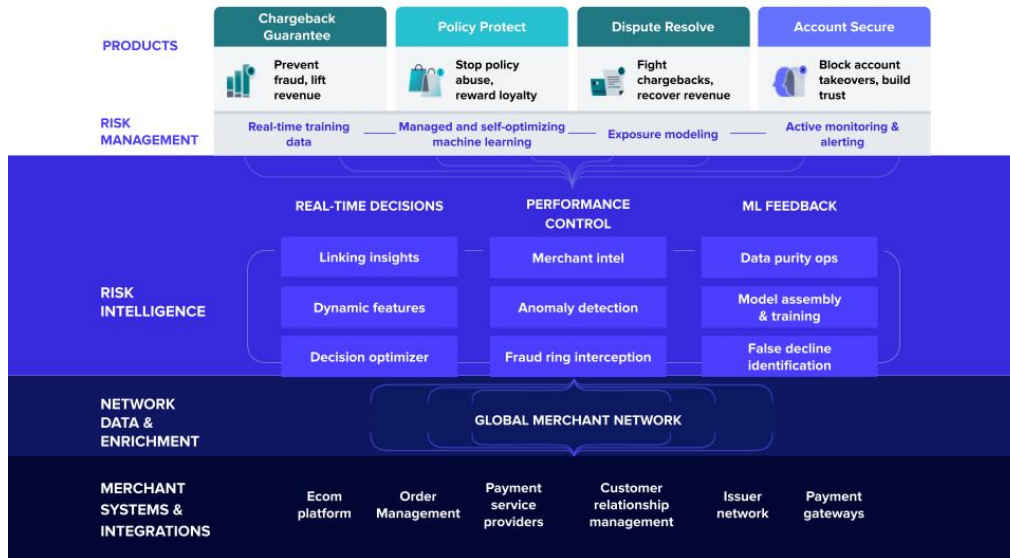
The fee we charge our merchants is a risk-adjusted price, which is expressed as a percentage of the GMV that we approve. This fee, which is established at contract inception, varies by merchant based on a variety of inputs, including the type of merchant, the order population, the risk level of the end market (including industry and geographic region), the percentage of GMV we review from the merchant, and the guaranteed approval rates we agree to provide. When our merchants ask us to review transactions from end markets that carry higher risk, we may charge higher fees to help offset the increased likelihood of receiving a chargeback.

If an approved transaction that we have guaranteed results in an eligible chargeback, we will reimburse the merchant for the amount of the lost sale. In this situation, we record a chargeback expense in cost of revenue and typically reimburse the merchant in the form of credits on future invoices.

Our Ecommerce Risk Intelligence Platform & Product

Our ecommerce risk intelligence platform automates the complexities of ecommerce for merchants, and enables them to offer simple, frictionless consumer experiences.

The Riskified Ecommerce Risk Intelligence Platform



Data Sources

We deeply integrate into merchants' systems that house and track transaction data and online interactions. Extrapolating this level of access across our global merchant base provides tremendous data resources that we use to train our machine learning models. We can draw insights from billions of historical transactions executed on our merchant network, each of which contains hundreds of data attributes.

Analytics

Extensive and automated analysis of these attributes, both individually and as part of the aggregated global network, positions us to determine which consumers and transactions are legitimate or fraudulent. Our machine learning algorithms produce real-time insights that are trained for anomaly detection and pattern recognition based on the other transactions and interactions that have occurred, and are occurring, on our network.

Merchant Tools

Our dashboards give merchants visibility into every decision that we review. This empowers merchants to review, understand, and override decisions where we are unwilling to guarantee a transaction. Our dashboards also include up-to-date key performance metrics, including order approval rates, account challenges, order declines and chargebacks.

Risk Management

Risk management is at the very heart of our business. We have established processes that are designed to help us manage our overall chargeback exposure and control realized chargeback expenses within predetermined budget levels. In addition, we adjust our merchants' approval and chargeback rates in real time to rebalance our exposure and our expected expenses during any given period.

- **Strong track record driven by real-time training data:** Our engagement model has built-in feedback loops that provide us with up-to-date, high quality training data in the form of chargeback transactions from across our merchant network. This data constantly updates our models to improve their accuracy. Additionally, we have observed a large and diverse population of chargeback transactions since our founding. Combined with our real-time feedback loops, we believe the volume of our high-quality, historical chargeback data is critical to the accuracy of our models. Since our founding, we have incurred relatively few chargebacks, measured as a percentage of our total approved transactions. Historically, chargeback expenses have been in line with our annual budgets.
- **Active risk monitoring:** We supplement our models with a variety of tools that detect anomalies and prevent fraud in real time. We use a layered approach to ensure that there are multiple levels of analyses performed on each transaction we approve. This layered approach optimizes the overall performance of our ecommerce risk intelligence platform while also creating fail safe mechanisms. For example, our anomaly detection models are designed to detect blind spots that our supervised models cannot. We also employ real-time alerting systems for early detection any time our exposure exceeds certain thresholds. Lastly, we use a combination of automated and manual reviews from highly skilled risk analysts to review our exposure on a regular basis, no less than daily.
- **Real-time adjustments optimize long term outcomes:** We adjust our merchants' approval rates in real time as we detect riskier order populations. This allows us to outperform for our merchants when we see safer transactions, while also reducing approval rates when we see riskier transactions. This ability to react opportunistically to changing market conditions and fraud trends allows us to optimize our long term approval rate while also managing our overall chargeback exposure.
- **Risk diversification:** Significant fraud events, while rare, are typically isolated to a particular merchant or industry. As a result, our chargeback expenses have become less volatile over time as we scale. Furthermore, the average transaction value we approve is less than \$200. This means that unexpected chargebacks need to occur in large volumes to meaningfully impact our overall chargeback expenses. As of December 31, 2023, our portfolio of potential chargeback liabilities was diversified across a number of industries, hundreds of merchants and millions of individual transactions. We believe this diversity significantly reduces the likelihood of material unexpected chargeback expenses.
- **Short-term durations provide rapid visibility:** Our merchant agreements generally allow chargebacks to be submitted up to six months from the order approval date. Merchants are also typically required to notify us of an eligible chargeback within five days of becoming aware of a chargeback that occurred within this six month period. As a result, chargeback liabilities typically have very short durations. Approximately 90% of chargebacks are incurred within 90 days of the transaction date. This allows us to forecast the expenses associated with a new cohort of approved transactions at the same time. Furthermore, as we receive chargeback notifications from our merchants, we are able to decline similar future orders in real time.

Our Products

Our platform includes multiple products that are all built on the same automated decisioning engine. Chargeback Guarantee is our core product that is used by substantially all of our customers. Some merchants also use other products in combination with Chargeback Guarantee to increase the overall value they receive from the platform.

Our **Chargeback Guarantee** product automatically approves or declines online orders with guaranteed performance levels that vary by merchant. Our machine learning models analyze hundreds of attributes per transaction, generating accurate decisions instantaneously. Through our proprietary smart linking technology, we strive to accurately match transactions that occur on our network with other similar transactions that occurred on our network across hundreds of variables per transaction. We guarantee the outcome of these decisions by assuming the cost of fraud associated with each transaction we approve. Simultaneously, we provide contractual minimum approval rates for our Chargeback Guarantee merchants that are often higher than the approval rates that these merchants were able to achieve prior to commencing work with us. In addition, we have built a first-class Chargeback Management System, which is a key component of our **Dispute Resolve** product. This fully automated workflow product was designed to aid our merchants when they dispute chargebacks for which Riskified is not liable, through a process known as “representment”. With Dispute Resolve, we are able to utilize our machine learning technology to automate key elements of the dispute process, such as compiling “compelling evidence” submissions for fraud and non-fraud related chargeback abuse, which can occur when consumers knowingly take advantage of the chargeback process (commonly referred to as “liar buyer” or “friendly fraud”). The visibility, automation and speed that we are able to provide in the chargeback “representment” process augments our Chargeback Guarantee offering, and is an important component of our comprehensive chargeback management solution.

The growth of our merchant network has enabled us to identify many other pain points that our decisioning engine can help solve for our merchants. We are able to help solve these problems using the extensive information we collect from our merchants’ online store fronts and back-end systems including but not limited to, their order management, fulfillment, payments, refunds, returns and other customer support systems.

Our **Policy Protect** product uses machine learning to detect and prevent refund and returns policy abuse in real-time whenever consumers may be taking advantage of a merchant’s Terms and Conditions. It is powered by a proprietary engine that forms identity clusters from billions of historical transactions, hundreds of billions of data attributes, and repeat interaction histories for hundreds of millions of consumers, across a global merchant network, broadening the view of customer identity beyond their singular profile with a merchant. Policy Protect helps merchants balance generous policies while protecting their bottom line. With Policy Protect, we enable merchants to offer lenient refund and returns policies, attractive promotions and loyalty programs, and launch limited edition items to their loyal customers while reducing losses associated with return abuse, reseller abuse and other forms of online policy abuse with high levels of accuracy.

Our **Account Secure** product cross-checks every login attempt against the account owner’s behavior across our entire merchant network, and provides precise real-time actions on compromised accounts such as notification to the true account owner or multi-factor authentication (MFA). Account Secure provides good customers with a better experience by reducing friction while preventing fraudsters and other bad actors from compromising the accounts. Our **PSD2 Optimize** product helps merchants avoid bank authorization failures and abandoned shopping carts resulting from the Strong Customer Authentication (SCA) process mandated by the European Payment Directives for certain European orders. Merchants use PSD2 Optimize to provide superior consumer experiences, increase profitable revenues, and decrease costs, just like they do with Chargeback Guarantee.

We continuously evaluate our product suite to ensure that we are investing in and allocating resources to those products that deliver the highest return on investment for our merchants and our

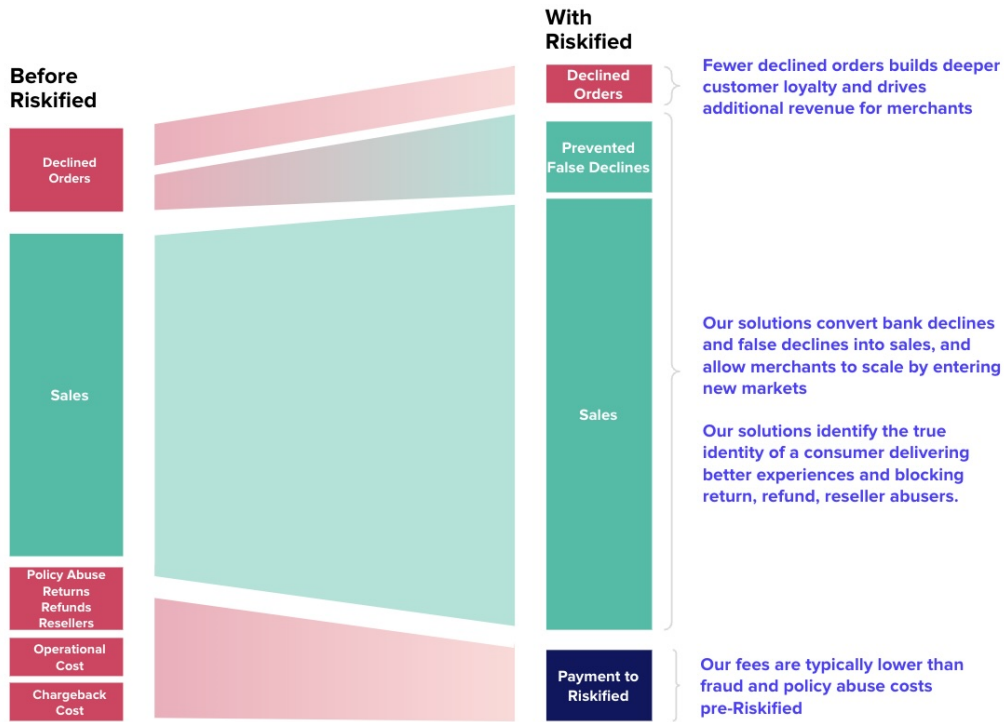
shareholders. From time-to-time, we may elect to deprioritize investment in an existing product or to discontinue a product entirely.

Benefits of Our ecommerce Risk Intelligence Platform

We believe we provide superior outcomes for online merchants by eliminating the friction and uncertainty commonly associated with ecommerce. Our ecommerce risk intelligence platform is designed to provide the following benefits:

- **Increase sales:** We allow merchants to generate higher revenues by increasing their approval rates for online transactions.
- **Reduce fraud:** Our platform automatically identifies and rejects fraudulent online transactions that would result in unnecessary expenses for our merchants. We also assume the cost of fraudulent transactions if they are approved.
- **Reduce operating costs:** We replace antiquated systems and labor-intensive, costly fraud fighting methodologies with automated algorithms that save our merchants significant time and money. By reducing the operating costs our merchants incur, we free business resources that can be redirected towards growing their businesses.
- **Optimize consumer experiences:** Higher approval rates mean lower consumer drop-off and fewer false declines of legitimate consumers. Our product gives merchants the ability to take full advantage of omnichannel flows such as buy-online-pickup-in-store and buy-online-pickup-at-curb without increasing the risk of fraudulent sales. In addition, we enable merchants to maintain consumer-friendly policies by preventing policy abuse and malicious account logins. This builds a stronger, long-term relationship between merchants and consumers, driving more sales to merchants over time.

The Riskified Value Proposition⁽¹⁾



(1) This chart is an illustrative representation that does not represent actual or proportional results of any merchant.

What Sets Us Apart

We generate substantial return on investment for our merchants

We generate substantial return on investment throughout the lifecycle of our relationships with our merchants by increasing merchants' online sales and reducing their operating costs. As a result, we experience strong retention rates, which supports our organic growth. We believe that the active performance management we perform is an important driver of our merchants' return on investment. We provide performance management through a combination of real time monitoring, proprietary tools, and surgical optimization of specific subsets of our merchants' order volumes.

Powerful flywheel effect

We are a market leader in ecommerce risk intelligence. We believe that we receive access to significantly more customer data per transaction than banks and other payment companies and that this privileged level of access means that we are able to provide superior ecommerce fraud and risk analytics. We have built our products around this capability and now review more than \$120 billion in GMV annually. Our ecommerce risk intelligence platform gets stronger with each transaction we process and each merchant we add to our network. Each transaction that we review enhances our data sets and our ability to identify similar characteristics between transactions on our network. Our platform evaluates millions of transactions daily using feedback from past transactions, including whether or not those transactions

resulted in eligible chargebacks. This drives our sophisticated transaction matching ability. As we grow our network, by increasing GMV from existing merchants and by onboarding new merchants, this sophisticated transaction matching enables us to deliver a strong return on investment for our merchants and drives robust product innovation that enhances the consumer shopping experience. We then leverage this improved ROI for our merchants and our enhanced product suite to attract more merchants, which drives more transactions to our platform.

Compounding data advantages over a growing merchant network

Since our founding, we have accumulated billions of historical transactions from our merchant network with hundreds of data variables per transaction. As a result we have repeat interaction histories for more than 800 million consumers. This data was collected across our global merchant base comprising hundreds of leading ecommerce merchants, with whom we have built trusted relationships. As a result, our machine learning models are able to create powerful, real-time predictive insights that we believe are difficult to replicate.

The scale of our merchant network and processed volume continue to grow. For the year ended December 31, 2023, our total GMV grew 17% to \$123.1 billion compared to the year ended December 31, 2022. We serve some of the largest and most recognizable ecommerce brands globally. Based on data reasonably available to us, our merchant base includes approximately 50 global ticketing, online travel and ecommerce merchants with annual GMV above \$1 billion. We believe the scale of our ecommerce risk intelligence platform is a competitive advantage because it is the foundation of the scope, depth and power of the data we use to train our models.

Strong expertise serving the enterprise market

We service merchants of all sizes, from multi-billion dollar global omnichannel retailers to small pure play merchants, including via partnership integrations with Shopify and other ecommerce platforms, such as Salesforce Commerce Cloud, Commercetools and Adobe Commerce. However, we focus on supporting enterprise merchants, which we define as merchants generating over \$75 million in online sales per year. According to management calculations based on data provided by ecommerceDB, in 2022 enterprise merchants comprised more than 85% of ecommerce sales made directly from the retailer's website or mobile app. For the year ended December 31, 2023, we estimate that more than 90% of our Billings were derived from enterprise merchants. We are positioned to support enterprise merchants for several reasons. First, our ecommerce risk intelligence platform is highly customizable to meet each merchant's unique requirements. Second, we are able to simplify the vast amounts of complexity that are unique to enterprise operating environments. Third, unlike many ecommerce enablement platforms, we do not compete with our merchants to own the consumer relationship through mobile apps or other touch points. We believe this gives us privileged access to significantly more data than banks or other payment companies receive.

Entrepreneurial Culture Fostering Continuous Innovation

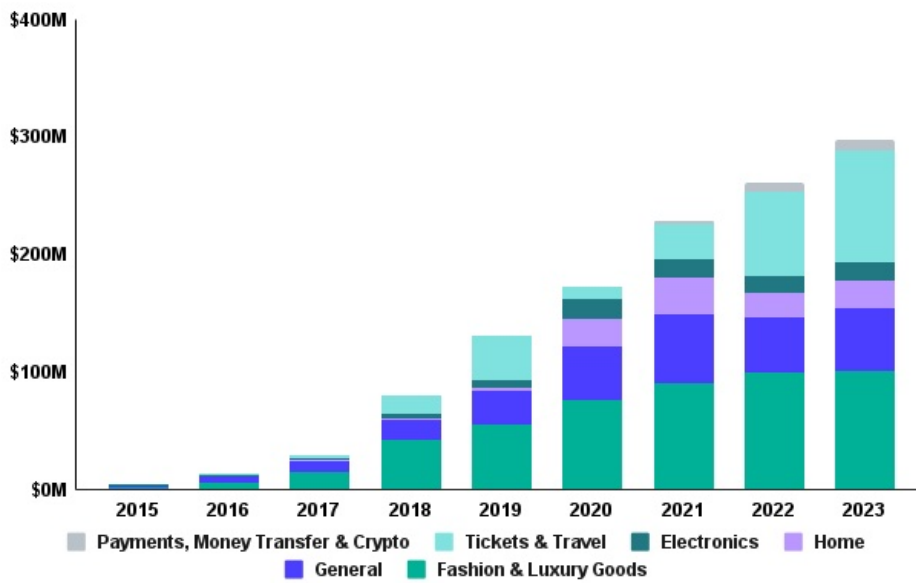
Our culture is an essential component of our success that allows us to hire and retain top talent. We strive to nurture a highly collaborative working environment where everyone, no matter what location or role, is empowered to solve challenging problems while also contributing to the communities we live in. Our Operating Principles (Clients Success First, Drive Results, Team Up, and Stay Ahead) lay out how our employees should operate to drive success for our clients. We empower our team members to learn and grow and make a conscious effort to promote people from within, offer varied development opportunities, and create space for people to try new things and utilize their unique skill sets. We also host a Fraud Academy for our analytics employees, which includes approximately 60 hours of training, to help our team members further develop their skills.

Our Merchants

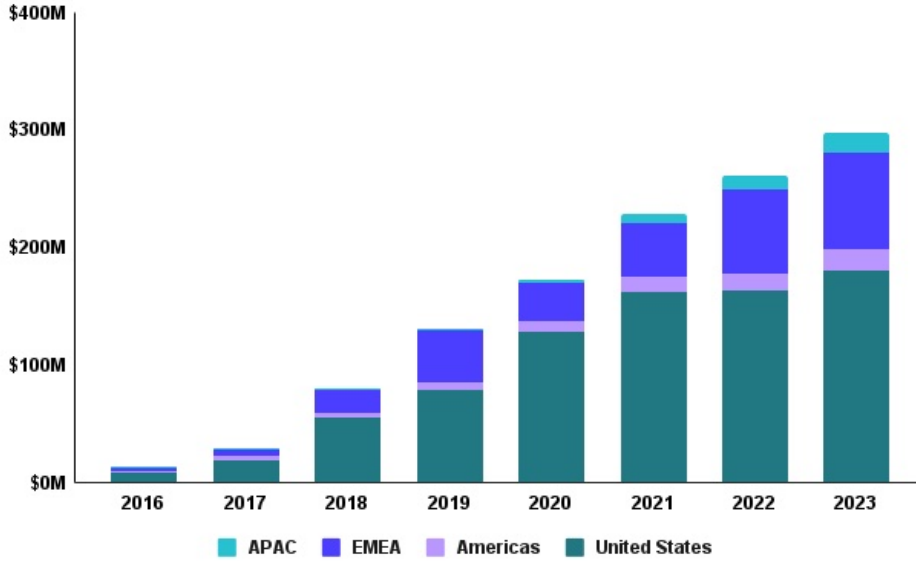
Our ecommerce risk intelligence platform is explicitly designed and engineered to integrate with a wide range of merchants. We can accommodate and grow with the world's largest merchants:

- **Scale:** We serve merchants with multiple regional store fronts and large global presences. Our largest merchants generate tens of billions of dollars in online sales each year.
- **Industry:** Our merchants represent diversified online sellers in various industries such as Payments, Money Transfer & Crypto, Tickets & Travel, Electronics, Home and Fashion & Luxury Goods. We categorize general retail merchants and food merchants within our "General" category.
- **Merchant Profile:** Our merchants range from direct-to-consumer brands, online-only retailers, omnichannel retailers, online marketplaces, and ecommerce service providers that bear the liability for disputed transactions.
- **Geography:** Our merchants are located in 40 countries based on the location of the merchant's headquarters. Approximately 61% of our Billings for the year ended December 31, 2023 were derived from US-based accounts. Our Billings in Asia-Pacific increased by more than 35% year-over-year in 2023.

Billings by Industry



Billings by Geography



For the year ended December 31, 2023, merchants integrated on our ecommerce risk intelligence platform generated total GMV of \$123.1 billion, up from \$105.6 billion GMV for the year ended December 31, 2022. Our network is made up of hundreds of retailers including some of the largest ecommerce brands in the world, such as Wayfair, Lastminute.com, SHEIN, and Macy's.

For information regarding segmental revenue and revenue by geographic region, see Note 3 - Revenue Recognition in our audited consolidated financial statements included elsewhere in this Annual Report.

Go-to-Market Strategy

We market our ecommerce risk intelligence platform directly to online merchants primarily through our enterprise sales team, with a strong focus on long-term customer value. Our seasoned direct sales team is highly skilled in identifying online merchant pain points, demonstrating our value-add and providing dedicated support to address the online merchants' needs.

Some merchants prefer the flexibility to start their relationship with us by submitting only a portion of their order volumes to us. We welcome this approach and have successfully implemented a "Land and Expand" strategy, where we create long-term partnerships that result in strong retention and revenue that is likely to recur. As we gain our merchant's trust, we are generally able to increase the GMV they submit to us and the value we provide.

Seasonality

We experience seasonal fluctuations in our revenue as a result of consumer spending patterns. Historically, our revenue has been strongest during the fourth quarter of our fiscal year due to increases in retail commerce during the holiday season. See Item 5.D. "Trend Information" for a description of the seasonality of our business.

Intellectual Property

Intellectual property rights are important to the success of our business. We rely on a combination of copyright, trademark and trade secret laws in the United States and in other jurisdictions, as well as confidentiality procedures and contractual obligations in contracts with employees, contractors and third parties, to establish and protect our intellectual property, including our proprietary technology, know-how and brand. We have chosen not to register any copyrights and we do not currently have any patents or pending patent applications, and instead rely primarily on trade secret protection to protect our proprietary software. Further, while we believe intellectual property is important, we believe that factors such as the technological and creative skills of our personnel, creation of new features and functionality, and frequent enhancements to our models, features and proprietary technology are more essential to establishing and maintaining our technology leadership position.

The Riskified brand is central to our business strategy, and we believe that maintaining, protecting and enhancing the Riskified brand is important to expanding our business. As of December 31, 2023, we held six registered trademarks in the United States and fifty-eight registered trademarks in foreign jurisdictions, including registrations of RISKIFIED, eConfidence and the Riskified logos. As of December 31, 2023, we had applied for four additional trademark registrations in foreign jurisdictions.

Despite our efforts to protect our proprietary rights, competitors or other unauthorized parties may attempt to misappropriate our technology or may independently develop similar technologies, and we may not be able to prevent competitors from selling products incorporating those technologies. For more information regarding the risks relating to intellectual property, see Item 3.D. *“Risk Factors — Risks Relating to Our Business and Industry — Any failure to protect our intellectual property rights could impair our ability to protect our proprietary technology and our brand.”*

Government Regulation

As with any company operating in our field, we grapple with a growing number of local, national and international laws and regulations. These laws are often complex, sometimes contradict other laws, and are frequently evolving. Laws may be interpreted and enforced in different ways in various locations around the world, posing a significant challenge to our global business. This ambiguity includes laws and regulations possibly affecting our business, such as those related to data privacy and security, pricing, taxation, intellectual property ownership and infringement, anti-money laundering, anti-corruption, product liability, consumer protection, financing, payment authentication, machine learning, economic and financial sanctions, trade embargoes, and export control. Changes to such laws and regulations could cause us or third-party partners on which we rely to incur additional costs and change our or their respective business practices in order to comply. See *“—Data Protection and Privacy”*, *“—Anti-Corruption and Sanctions”* and *“—Artificial Intelligence”* for further discussion related to the impact of government regulation on our business.

Data Protection and Privacy

We are subject to laws across several jurisdictions regarding privacy and protection of data. Laws and regulations related to data protection, privacy, cybersecurity, consumer protection, financing, payment authentication, point-of-sale lending, and other laws and regulations can be very stringent and vary from jurisdiction to jurisdiction. These laws govern how companies collect, process, and share data, grant rights to data subjects, and require that companies implement specific information security controls to protect certain types of information.

For example, we are subject to the PPL, and the more recent Data Security Regulations, which imposes obligations on how personal data is processed, maintained, transferred, disclosed, accessed and secured. The regulations may require us to adjust our data protection and data security practices, information security measures, certain organizational procedures, applicable positions (such as an information security manager) and other technical and organizational security measures. In addition, to the extent that any administrative supervision procedure is initiated by the Israeli Privacy Protection

Authority that reveals certain irregularities with respect to our compliance with the Privacy Protection Act, in addition to our exposure to administrative fines, civil claims (including class actions) and in certain cases criminal liability, we may also need to take certain remedial actions to rectify such irregularities, which may increase our costs.

In the EU and UK, we are also subject to the GDPR and the UK GDPR, as well as national legislation supplementing the GDPR and the UK GDPR. The GDPR implements stringent operational requirements regarding, among others, data use, sharing and processing, data breach notifications, data subject rights and cross-border data transfers. In relation to data transfers from the EU/UK to the US, the EU-US Data Privacy Framework, the successor of the EU-US Privacy Shield entered into effect in July 2023, and the UK has enacted the UK-US data bridge (the UK extension to the EU-US Data Privacy Framework) to facilitate EU-US and UK-US data transfers, respectively. In addition, the GDPR and the UK GDPR require us to implement appropriate technical and organizational measures to ensure a level of security appropriate to the organization's processing requirements and risk. Accordingly, certain cyber security requirements must be fulfilled to ensure that data is processed and stored safely. Organizations must notify the relevant supervisory authority about data breaches within certain time limits and, in some instances, provide notification to data subjects. The GDPR requirements apply not only to third-party transactions, but also to transfers of information between us and our subsidiaries, including employee information.

The GDPR and UK GDPR impose significant penalties for non-compliance (up to EUR 20 million for the most serious breaches of the GDPR, or GBP 17.5 million in the case of the UK GDPR or up to 4% of the total worldwide annual turnover of the preceding financial year, whichever is higher). Further, following Brexit, the UK government has indicated its intention to diverge from the EU's privacy framework. In March 2023, the UK Parliament put forward a revised Data Protection and Digital Information Bill, which proposes various amendments to some of the UK's key data privacy regulations. Whilst these changes aim to strike a balance between promoting innovation without rebuilding the existing data protection framework (in order to retain the EU's adequacy decision for the UK), these prospective changes may require us to make changes to our data privacy compliance operations and/ or to our business practices and may result in substantial costs, which in turn may compromise our growth strategy and otherwise adversely affect our business.

We are also subject to evolving EU and UK privacy laws on cookies, tracking technologies and e-marketing. In the EU and UK, informed consent is required for the placement of certain cookies or similar tracking technologies on an individual's device and for direct electronic marketing. Consent is tightly defined and includes a prohibition on pre-checked consents and a requirement to obtain separate consents for each type of cookie or similar technology.

On December 16, 2020, the European Union published a new cybersecurity strategy which aims at adapting online and offline security requirements in response to growing interconnectedness and digitization. In December 2022, the Directive (EU) 2022/2555 of the European Parliament and of the Council of December 14, 2022 on measures for a high common level of cybersecurity across the Union, amending Regulation (EU) No 910/2014 and Directive (EU) 2018/1972, and repealing Directive (EU) 2016/1148, or the NIS 2 Directive, was published in the official journal of the European Union. As EU Member States still need to adopt the NIS 2 Directive into national law by October 17, 2024, it is difficult to assess the impact on our business or operations, but it may require us to modify our cybersecurity practices and policies and we could incur substantial costs as a result.

On November 1, 2022, the Digital Markets Act, or the DMA, entered into force and on November 16, 2022, the Digital Services Act, or the DSA, followed. As further guidance is issued and interpretation of both the DSA and the DMA evolves, it is difficult to assess the impact of the DSA and DMA on our business or operations, but, to the extent applicable, it may require us to modify our practices and policies and we could incur substantial costs as a result.

We are also subject to Lei Geral de Proteção de Dados, which imposes similar requirements to the GDPR on the collection and processing of data of Brazilian residents.

We are also subject to the CCPA, which, among other things, gives California residents (which may include any of our current or future employees who may be California residents) rights over their personal information, including rights to opt out of certain personal information sharing and requires in-scope business to provide California residents detailed information about how their personal information is used and provide such residents ways to opt-out of certain sales of personal information. The CCPA provides for civil penalties for violations, as well as a private right of action certain for data breaches. Similar laws coming into effect in other U.S. states, the potential for adoption of a comprehensive U.S. federal data privacy law, and new legislation in international jurisdictions may continue to change the data protection landscape globally and could result in us expending considerable resources to meet these requirements.

Additionally, in China, we are subject to the CSL, DSL, PIPL and other data-related regulations, such as the Cybersecurity Review Measures. The CSL requires certain network operators and service providers to, among other things, take necessary measures to safeguard the operation of networks and imposes certain additional requirements on CIIOs. The DSL provides for data security and privacy obligations on entities and individuals carrying out data processing activities, including but not limited to the collection, storage, use, processing, transmission, provision, and public disclosure of data. The DSL also requires data processors to establish and improve a whole-process data security management system, organize data security education and training, and take corresponding technical measures and other necessary measures to safeguard data security. The DSL requires a national security review procedure for those data activities which may affect national security and imposes export restrictions on certain data and information. Under the Cybersecurity Review Measures, a network platform operator who possesses personal data of more than one million users is required to apply for a cybersecurity review before listing in a foreign country, and the competent governmental authorities may initiate a cybersecurity review if they deem certain network products or services or data processing activities to affect national security. Network platform operators are not defined but are understood to be broadly interpreted to include all network platform operators or service providers, thus providing for a broad application. A mandatory cybersecurity review is likely to prolong the timeline of any contemplated listing abroad and increase the regulatory burden on entities that are subject to this requirement. The PIPL became effective on November 1, 2021. Notably, the PIPL, similar to the GDPR, applies extra-territorially and reiterates the circumstances under which a personal information processor may process personal information, such as when (i) the individual's consent has been obtained; (ii) the processing is necessary for the performance of a contract to which the individual is a party; (iii) the processing is necessary to fulfil statutory duties and statutory obligations; (iv) the processing is necessary to respond to public health emergencies or protect the life, health and property safety of natural persons under emergency circumstances; (v) the personal information that has been made public is processed within a reasonable scope in accordance with the PIPL; (vi) personal information is processed within a reasonable scope to conduct news reporting, public opinion-based supervision, and other activities in the public interest; or (vii) under any other circumstance as provided by any law or regulation. Failure to comply with PIPL can result in fines of up to RMB 50 million or 5% of the prior year's total annual revenue for the personal information processor and/or a suspension of services or data processing activities. Other potential penalties include a fine of up to RMB 1 million on the person in charge or directly-responsible personnel and, in serious cases, individuals and entities may be exposed to criminal liabilities under other local Chinese law, such as the Criminal Law of the People's Republic of China. The PIPL also prohibits personnel responsible for violations of the PIPL from holding high level management or data protection officer positions in relevant enterprises. The CSL, DSL and PIPL also impose certain data localization requirements on CIIOs, important data processors and organizations that process personal information above a certain threshold. Furthermore, the national regulators, namely the Cybersecurity Administration of China and the State Administration of Market Regulation, have continued to issue new guidance and requirements for the processing of personal data. As the introduction of new compliance requirements that occur on an ongoing basis typically apply with immediate effect, they may lead to additional costs and may require further changes to our compliance operations. See Item 3.D. *"Risk Factors —Risks Related to our*

Business and Industry—Compliance with continuously evolving privacy laws and regulations, including laws and regulations governing processing of personal information, including payment card data, and our actual or perceived failure to comply with such laws and regulations may result in significant liability, negative publicity, and/or erosion of trust and could have an adverse effect on our revenues, our results of operations and financial condition.”

Data protection regulators may seek jurisdiction over our activities in locations in which we process data or have users but do not have an operating entity. Where the local data protection and privacy laws of a jurisdiction apply, we may be required to register our operations in that jurisdiction or make changes to our business so that user data is only collected and processed in accordance with applicable local law. In addition, because our products are accessible from various jurisdictions, certain foreign jurisdictions may claim that we are required to comply with their privacy and data protection laws, including in jurisdictions where we have no local entity, employees or infrastructure. In such cases, we may require additional legal review and resources to ensure compliance with any applicable privacy or data protection laws and regulations. In addition, in many jurisdictions there may in the future be new legislation that may affect our business and require additional legal review.

Anti-Corruption and Sanctions

We are subject to laws and regulations of the jurisdictions in which we operate, including the United States, United Kingdom, European Union and Israel, that govern or restrict our business and activities in certain countries and with certain persons, including the economic and financial sanctions and trade embargo regulations administered by the U.S. Treasury Department’s Office of Foreign Assets Control, and the export control laws administered by the U.S. Commerce Department’s Bureau of Industry and Security. See Item 3.D. *“Risk Factors—Risks Related to our Business and Industry—Our failure to comply with the anti-corruption, trade compliance, anti-money laundering and terror finance and economic sanctions laws and regulations of the United States and applicable international jurisdictions could materially adversely affect our reputation and results of operations.”*

Additionally, we are subject to anti-corruption, anti-bribery, anti-money laundering and similar laws imposed by governments around the world with jurisdiction over our operations, which may include, among others, the FCPA, the U.S. domestic bribery statute contained in 18 U.S.C. 201, the U.S. Travel Act, the USA PATRIOT Act, the U.K. Bribery Act 2010, Chapter 9 (sub-chapter 5) of the Israeli Penal Law, 5737-1977, the Israeli Prohibition on Money Laundering Law, 5760-2000 and other applicable laws in the jurisdictions in which we operate. Historically, technology companies have been the target of FCPA and other anti-corruption investigations and penalties. See Item 3.D. *“Risk Factors—Risks Related to our Business and Industry—Our failure to comply with the anti-corruption, trade compliance, anti-money laundering and terror finance and economic sanctions laws and regulations of the United States and applicable international jurisdictions could materially adversely affect our reputation and results of operations.”*

Artificial Intelligence

Our business increasingly relies on artificial intelligence, machine learning and automated decision making, and the regulatory framework for this technology is rapidly evolving. Many federal, state and foreign government bodies and agencies have introduced or are currently considering additional laws and regulations governing the use of such technologies. These additional laws may limit our ability to use these technologies for our business, require us to expend additional resources to be in compliance, or require us to adapt our business practices to comply. For example, in October 2023, President Biden issued the Executive Order on Safe, Secure and Trustworthy Artificial Intelligence, which established new standards for the training, testing and cybersecurity of sophisticated artificial intelligence models and instructed other federal agencies to promulgate certain additional regulations within certain timeframes from the date of the order. Additionally, new laws regulating artificial intelligence – in particular generative artificial intelligence, algorithmic recommendation and deep synthesis technologies - have been enacted in China, and in December 2023, the European Parliament and Council reached a political agreement on the EU AI Act, which seeks to create a comprehensive legal framework for the regulation of artificial intelligence systems across the EU and includes requirements around transparency, conformity assessments and monitoring, risk assessments, human oversight, security, accuracy, general purpose artificial intelligence and foundation models, and fines for breach of up to 7% of worldwide annual turnover. The EU AI Act is expected to be published in early 2024 with the majority of obligations expected to take effect by 2026. There is also an increase in litigation in a number of jurisdictions, including the United States, relating to the development, security and use of artificial intelligence. See Item 3.D. *“Risk Factors—Risks Related to our Business and Industry—As the regulatory framework for machine learning technology and artificial intelligence evolves, including with respect to unintentional bias and discrimination, our business, financial condition, and results of operations may be adversely affected.”*

Environmental, Social and Governance (ESG)

As we continue to establish ourselves as a global company, with employees, customers, suppliers and shareholders all over the world, the way that we think about ourselves, our communities and our governance practices has also evolved, including through the lens of ESG best practices.

Environmental

We recognize the impact that companies like ours may have on the environment. As a result, we are working to integrate sustainability initiatives into our business practices.

As a business that is conducted predominantly online, our direct carbon footprint is likely to be smaller than those of manufacturing or other resource-intensive businesses. We do, however, also have indirect emissions and other environmental impacts; while we believe these are also smaller than companies in other sectors, we still strive to make sustainable choices and to limit our impact on the environment and climate in various ways.

We have identified two primary sources of environmental impact related to our business operations: (1) our reliance on data centers; and (2) energy consumption and waste derived from our primary office locations in Tel Aviv and New York.

- *Data Centers:* We do not own or operate our data centers. Instead, we outsource substantially all of the infrastructure relating to our cloud offerings to major vendors such as Amazon Web Services, many of whom have publicly committed to ambitious sustainability targets.
- *Office Initiatives:* In order to help us set informed energy consumption targets in the future, we have begun to track our monthly energy usage in our Tel Aviv and New York offices. In addition, to aid in the promotion of environmental conservation, we have established a number of waste and energy management initiatives, including installation of energy efficient lighting, recycling and composting areas, return bins to help reduce takeaway plastic use, mass transportation options

(such as bicycle storage and proximity to public transportation), employee computer repurchase programs (for refurbished ex-company computers), food donation programs, and sustainability based educational and volunteering activities. In addition, our Tel Aviv office, which is our largest site, recently received Leadership in Energy and Environmental Design (“LEED”) Operations & Maintenance V4.1 certification with a “Gold” rating.

Social

“Riskified Cares” is our in-house program encompassing social responsibility programs including diversity, equity, and inclusion (“DEI”), community outreach and sustainability:

- *Diversity, Equity & Inclusion:* Our mission is to empower businesses to unleash ecommerce growth by taking risk off the table. We focus on maximizing our merchants’ success, because when they succeed, we succeed. In order to deliver on this mission, we believe it is important to employ a workforce that embodies diversity of background, thought, skill and perspective to expertly assist our diverse merchant base, who also possess these characteristics. We are committed to building an inclusive talent base, while attracting and retaining the brightest and most talented individuals from a diverse range of backgrounds. As of December 31, 2023:
 - 44% of our global employee base were women;
 - 36% of all management positions were held by women; and
 - 37% of all technical positions were held by women, which, while reflective of industry standards, is an area we are focused on improving through various initiatives to increase the pipeline of women candidates.

We support identity-based communities through our RiskiPride (LGBTQ+) and Women at Riskified networks. These groups organize social, professional and educational events for members and allies.

In addition, we believe personal and professional growth are imperative to the well-being of our employees. We have a dedicated Learning & Development team that develops and facilitates learning and growth initiatives which provide our employees with opportunities to acquire new skills and to develop through exploration, experience and learning. For example, we offer DEI-focused learning and development programs, such as Inclusivity Training for our Recruiting team, DEI Workshops for our Human Resources team and Working Globally workshops for all employees. To promote professional development we also offer Resilience and Stress Management workshops, Time Management workshops and programs based on the “DiSC” model, which explore unique behavioral preferences and how they can impact interactions between colleagues. Finally, to promote career pathing, we offer programs designed to develop management and leadership skills and to help promote employee engagement. These include a Manager Orientation Program, Manager Accelerator Program, Managerial Skills workshops and peer learning initiatives.

In addition, we have an Employee Experience team that is dedicated to supporting our employees’ physical and mental health. We offer well-being benefits that vary by location, including extended health insurance and free group fitness classes.

- *Compensation Framework:* we have implemented a comprehensive framework which guides our pay decisions. We use an objective job evaluation methodology to reduce subjectivity and bias in pay decisions, leading to greater equity in employee compensation.
- *Community Outreach:* We are focused on social matters that impact our people and the communities in which they live. We recognize and respect our employees’ passion for engaging with their local communities, and actively encourage and facilitate this engagement. For example, we have established “Riskified Cares Community Outreach”, which is a robust program that

enables employees to give back to the communities in which they live and work by volunteering on company time. Additionally, we have participated in a number of relief initiatives following the events of October 7, 2023, including company and employee donations to Israeli not-for-profit organizations, hosting a blood donation drive at our Tel Aviv office and providing opportunities for our employees to take part in numerous volunteer projects. For the year ended December 31, 2023, our employees volunteered approximately 1,500 hours across 46 different not-for-profit organizations.

Governance

We seek to uphold corporate governance practices that align with our core values and protect the interests of our stakeholders, including our shareholders, merchants, employees and communities.

Our Board of Directors has appointed audit, compensation and nominating and governance committees, all guided by committee charters delegating key responsibilities. The roles of each committee are set forth elsewhere in this Annual Report. We have adopted Corporate Governance Guidelines and other key policies, including a Code of Business Conduct and Ethics, an Anti-Corruption Compliance Policy, and a Whistleblower Policy.

C. Organizational Structure

The legal name of our company is Riskified Ltd. and we are organized under the laws of the State of Israel.

Our subsidiaries as of December 31, 2023, are set forth in the table below. Each subsidiary is 100% owned directly by Riskified Ltd.

Name of Subsidiary	Place of Incorporation
Riskified, Inc.	Delaware, USA
Riskified (Shanghai) Information Technology Co., Ltd	Shanghai, People's Republic of China
Riskified (UK) Ltd. ⁽¹⁾	United Kingdom
Riskified (Japan) K.K.	Japan

(1) In December 2023 we filed an application for voluntary striking-off our United Kingdom subsidiary Riskified (UK) Ltd. We expect the voluntary striking-off process to be completed in March 2024.

D. Property, Plants, and Equipment

Our principal facilities are located in Tel Aviv in Israel and in New York City in the United States and consist of an aggregate of approximately 11,410 square meters (approximately 122,860 square feet) of leased office space, which includes approximately 2,740 square meters (approximately 29,520 square feet) of space that we sublease to other tenants. In 2022, we completed a build-out of our Tel Aviv office. See Item 5. "Operating and Financial Review and Prospects—Liquidity and Capital Resources" for a discussion of costs incurred during the periods presented relating to the expansion and improvement of our facilities.

These facilities accommodate our principal executive offices, research and development, sales and marketing, design, business development, finance, information technology, and other administrative activities. The leases for these facilities in Tel Aviv and New York City expire in 2031 and 2029, respectively and we have options to renew the leases through 2036 and 2034, respectively.

We also lease space in Shanghai, China. We believe that our facilities are adequate to meet our needs for the immediate future, and that, should it be needed, suitable additional space will be available to accommodate any such expansion of our operations.

ITEM 4A. UNRESOLVED STAFF COMMENTS

None.

ITEM 5. OPERATING AND FINANCIAL REVIEW AND PROSPECTS

You should read the following discussion together with our audited consolidated financial statements and related notes included elsewhere in this Annual Report. The statements in this discussion regarding industry outlook, our expectations regarding our future performance, liquidity and capital resources and other non-historical statements are forward-looking statements. These forward-looking statements are subject to numerous risks, uncertainties and assumptions, including, but not limited to, the risks and uncertainties described in “Special Note Regarding Forward-Looking Statements” and Item 3.D. “Key Information — Risk Factors.” Our actual results may differ materially from those contained in or implied by any forward-looking statements.

Certain information called for by this Item 5, including a discussion of the year ended December 31, 2021 compared to the year ended December 31, 2022 has been reported previously under Item 5 “Operating and Financial Review and Prospects” in our [Annual Report for the fiscal year ended December 31, 2022, filed with the SEC on February 24, 2023](#).

Company Overview

Our mission is to empower businesses to unleash ecommerce growth by taking risk off the table. We have built a next-generation ecommerce risk intelligence platform that allows online merchants to create trusted relationships with their consumers. Leveraging machine learning that benefits from a global merchant network, our platform identifies the individual behind each online interaction, helping merchants—our customers—eliminate risk and uncertainty from their business. We drive higher sales and reduce operating costs for our merchants and assist them to provide superior online shopping experiences for their consumers.

We believe legacy ecommerce fraud platforms and rules-based, in-house solutions are frequently slow, inaccurate, expensive, and inflexible. They can often produce the wrong decision—by rejecting good transactions or accepting fraudulent ones—which causes merchants to either lose revenue or incur unnecessary expenses in the form of chargebacks and other fees. We believe these slow manual processes produce poor online shopping experiences that lead to abandoned shopping carts. Additionally, this outdated infrastructure may prevent merchants from adapting to fast-changing consumer preferences and fraud techniques.

Our ecommerce risk intelligence platform is built to solve these problems with proprietary machine learning models that drive an automated decisioning engine. We have designed our platform to be fast, accurate, scalable, and cost-effective. It supports our core Chargeback Guarantee product—which optimizes merchant approval rates—as well as our other products that mitigate similar ecommerce risks for those same merchants, including Policy Protect, Dispute Resolve, Account Secure and PSD2 Optimize.

All of our products are designed to enable merchants to generate additional revenue or cost savings, while improving the online shopping experience for their consumers. See Item 4.B. “*Business Overview*” for further information on our products.

Business Model

Fundamentally, our business model aligns our interests with those of our merchants—we win when our merchants win. We charge merchants using our Chargeback Guarantee product a percentage of every dollar of GMV that we approve on their behalf, so we are incentivized to approve as many orders as we safely can. We believe that this merchant-centric approach, coupled with our rigorous decisioning process, maximizes our financial results and those of our merchants.

The fee we charge our merchants is a risk-adjusted price, which is expressed as a percentage of the GMV that we approve. This fee, which is established at contract inception, varies by merchant based on a variety of inputs, including the type of merchant, the order population, the risk level of the end market (including industry and geographic region), the percentage of GMV we review from the merchant, and the guaranteed approval rates we agree to provide. When our merchants ask us to review transactions from end markets that carry higher risk, we may charge higher fees to help offset the increased likelihood of receiving a chargeback. We may charge merchants for products, other than our Chargeback Guarantee product, based on alternative pricing models, such as a flat subscription fee. None of these products generated material revenues in 2023.

If an approved transaction that we have guaranteed results in an eligible chargeback, we will reimburse the merchant for the amount of the lost sale. In this situation, we record a chargeback expense in cost of revenue and typically reimburse the merchant in the form of credits on future invoices. We have established processes that are designed to help us manage our overall chargeback exposure and control realized chargeback expenses within predetermined budget levels. We do this primarily by controlling the transactions we approve and assessing the cost-benefit of our approvals. Our models are trained on a large and diverse population of historical transactions accumulated since our founding. Combined with the short-term duration of our chargeback portfolio, the dynamic feedback loops in our business model ensure our training sets are constantly updated, thereby increasing the accuracy of our ecommerce risk intelligence platform. We supplement our models with offline tools that are designed to quickly detect different types of anomalies and gaps in our models. We also adjust our approval rates in real time as we detect riskier order populations. Finally, our chargeback expenses typically become less volatile over time as we scale. As of December 31, 2023, our portfolio of potential chargeback liabilities was diversified across a number of industries, hundreds of merchants and millions of individual transactions.

Using our proprietary ecommerce risk intelligence platform, data assets, and scaled merchant network, we are able to control the chargeback expenses we incur, as evidenced by our ability to maintain our annual CTB Ratio between 37% and 41% for the past three years. We use the annual CTB Ratio to evaluate the performance of our business operations and the effectiveness of our models. We believe that CTB Ratio is best analyzed on an annualized basis, rather than quarterly, as individual quarters may fluctuate due to a number of factors, including changes in the mix of our merchant industry and geographic base, the risk profile of orders approved in the period, and technological improvements in the performance of our models.

Factors Affecting Our Performance

We believe that our future performance is broadly correlated with global ecommerce trends and will depend on many factors, including the following:

- **Chargeback liability shift rules and regulations and adoption of alternative payment methods:** Our revenues are primarily derived from ecommerce merchants that bear the liability for fraud-related chargebacks. The adoption, implementation or evolution of laws and regulations, including card scheme rules has or may result in the shift of liability for certain categories of transactions away from merchants and on to other participants in the payments chain. Further, alternative ecommerce payment methods (“APM”) such as “buy now pay later”, cryptocurrencies or “digital wallet” style products such as Apple Pay, Google Pay, and PayPal may be less susceptible to fraud than traditional payment methods. These APMs may include native fraud management features, sit outside of the broader chargebacks regime or allow liability for online transactions to be shifted away from merchants. The evolution of chargeback liability shift laws and regulations, including card scheme rules, and the emergence of APMs may alter our customer base or the demand for our products, or the GMV available for us to review.
- **Technology leadership and performance:** We intend to continue to invest in enhancing our ecommerce risk intelligence platform by developing new products, features, and functionality to maintain our technology leadership. Our ability to innovate is a byproduct of our exceptionally deep technology integrations across a variety of merchant systems. The depth of our integrations allows us to collect and

analyze complex transaction data and behavior patterns across our merchant network. We use this data to continuously train our machine learning models as well as to develop new solutions that solve new and different merchant challenges. If revenue contribution from new products with margin profiles that differ from Chargeback Guarantee increases, our overall gross margin profile may change.

- **GMV Growth:** Our effectiveness in retaining and expanding our existing merchant base, as measured by Net Dollar Retention, is a critical component of our ability to drive growth. Our Net Dollar Retention rate for 2023 was 105%. Acquisition of new merchants in new and diverse industries and geographies is also an important component of our growth as we strive to reduce our dependence on the performance of select merchants, industries and geographies. Our GMV, as compared to global ecommerce GMV calculated by eMarketer, accounted for approximately 2% of global ecommerce GMV for the year ended December 31, 2023, leaving significant room for our merchant network to continue to grow.

- **Macroeconomic Environment:** We regularly monitor macroeconomic trends and events that may have a material impact on our business, financial condition, and results of operations. These include uncertainty around the war in Israel and other global conflicts, recessionary indicators, inflation rates and interest rates. Challenging macroeconomic conditions may result in reduced consumer spending, risk of merchant bankruptcies or business failures, and foreign currency exchange fluctuations, which may adversely impact our business. We believe that our diversified merchant portfolio and other risk management initiatives assist in mitigating the effects that these macroeconomic events can have on our business.

Key Performance Indicators and Non-GAAP Financial Measures

In addition to financial measures determined in accordance with GAAP, we use the following key performance indicators and non-GAAP financial measures to evaluate our business, measure our performance, identify trends affecting our business, formulate financial projections, develop annual budgets, and make strategic decisions. By providing these non-GAAP financial measures together with a reconciliation to the most comparable GAAP measure, we believe we are enhancing investors' understanding of our business and our results of operations, as well as assisting investors in evaluating how well we are executing our strategic initiatives. Changes in our key performance indicators may not correspond with equivalent changes in our revenue. Net Profit (Loss) and Adjusted EBITDA for the years 2022 and 2021 have been revised down by \$0.7 million and \$0.5 million, respectively, to correct an immaterial error as further described in Note 2 to our audited consolidated financial statements included in Item 18 of this Annual Report.

	Year Ended December 31,		
	2023	2022	2021
	(in thousands, except where indicated, unaudited)		
Gross merchandise volume (in millions)	\$ 123,106	\$ 105,570	\$ 89,124
Revenue	\$ 297,610	\$ 261,247	\$ 229,141
Gross Profit	\$ 152,519	\$ 135,097	\$ 122,971
Non-GAAP Gross Profit	\$ 155,026	\$ 136,602	\$ 123,776
Gross Profit Margin	51 %	52 %	54 %
Non-GAAP Gross Profit Margin	52 %	52 %	54 %
Net Profit (Loss)	\$ (59,035)	\$ (104,705)	\$ (179,430)
Adjusted EBITDA	\$ (8,490)	\$ (37,076)	\$ (19,996)
Net Cash Provided By (Used In) Operating Activities	\$ 7,279	\$ (26,252)	\$ (20,278)
Free Cash Flow	\$ 5,924	\$ (34,264)	\$ (33,782)

Gross Merchandise Volume

We assess the growth in transaction volume using GMV, which represents the gross total dollar value of orders reviewed through our ecommerce risk intelligence platform during the period indicated, including the value of orders that we did not approve. GMV is an indicator of the success of our merchants and the scale of our platform. GMV does not represent transactions successfully completed on our merchants' websites or revenue earned by us, however, our revenue is directionally correlated with the level of GMV reviewed through our platform and is an indicator of future revenue opportunities. We generate revenue based on the portion of GMV we approve in combination with the associated risk-adjusted fee.

For the portion of GMV we do not approve and on which do not generate revenue, for example, GMV associated with declined orders, the underlying data for those transactions is valuable for us to enrich our database and enhance our models. GMV may fluctuate in future periods due to a number of factors, including global macroeconomic conditions, changes in the number and mix of merchants on our ecommerce risk intelligence platform, the level of penetration within our merchant base, and our ability to retain our existing merchant base.

Non-GAAP Financial Measures

We define non-GAAP gross profit and adjusted EBITDA, which are non-GAAP measures of financial performance, as gross profit and net profit (loss), respectively, adjusted for, as applicable, depreciation and amortization (including amortization of capitalized internal-use software as presented in our statement of cash flows), share-based compensation expense, payroll taxes related to share-based compensation, litigation-related expenses, provision for (benefit from) income taxes, other income (expense) including foreign currency transaction gains and losses and gains and losses on non-designated hedges, and interest income (expense). Non-GAAP gross profit margin represents non-GAAP gross profit expressed as a percentage of revenue.

Management believes that by excluding certain items from the associated GAAP measure that are not core to the performance of our business, these non-GAAP financial measures are useful in assessing our performance and provide meaningful supplemental information and permit investors to view performance using the same tools that we use to budget, forecast, make operating and strategic decisions, and evaluate historical performance. By providing these non-GAAP financial measures together with a reconciliation to the most comparable GAAP measure, we believe we are enhancing investors' understanding of our business and our results of operations, as well as assisting investors in evaluating how well we are executing our strategic initiatives.. Specifically, we exclude the below items due to the following factors:

- Depreciation and amortization: We exclude depreciation and amortization because we believe that these costs are not core to the performance of our business and the utilization of the underlying assets being depreciated and amortized can change without a corresponding impact on the operating performance of our business. Management believes that excluding depreciation and amortization facilitates comparability to other companies in our industry.
- Share-based compensation expense: We exclude share-based compensation expense primarily because it is a non-cash expense that does not directly correlate to the current performance of our business. This is because the expense is calculated based on the grant date fair value of an award which may vary significantly from the current fair market value of the award based on factors outside of our control. Share-based compensation expense is principally aimed at aligning our employees' interests with those of our shareholders and at long-term retention, rather than to address operational performance for any particular period.
- Payroll taxes related to share-based compensation: We exclude employer payroll tax expense related to share-based compensation in order to see the full effect that excluding that share-based compensation expense had on our operating results. These expenses are tied to the exercise or vesting of underlying equity awards and the price of our common stock at the time of vesting or exercise, which may vary from period to period independent of the operating performance of our business.
- Litigation-related expenses: We exclude costs associated with the legal matter discussed in Item 8.A. "*Legal and Arbitration Proceedings*," as such costs are not reflective of costs associated with our ongoing business and operating results and are viewed as unusual and infrequent.

We define free cash flow, which is a non-GAAP measure of liquidity, as net cash provided by (used in) operating activities, less cash purchases of property and equipment, and cash spent on capitalized software development costs. We provide free cash flow because it is a liquidity measure that provides useful information to management and investors about the amount of cash generated by the business that can be used for strategic opportunities, including investing in our business and strengthening our balance sheet. Free cash flow is limited, however, because it does not represent the residual cash flow available for discretionary expenditures. Free cash flow is not necessarily a measure of our ability to fund our cash needs.

Our non-GAAP financial measures have limitations as analytical tools and should not be considered as an alternative to any measure derived in accordance with, GAAP. Other companies, including companies in our industry, may calculate similarly titled non-GAAP financial measures differently or not at all, which reduces their usefulness as a comparative measure. Some of the limitations are:

- these measures do not reflect our cash expenditures, or future requirements for capital expenditures, or contractual commitments;
- these measures do not reflect changes in, or cash requirements for, our working capital needs;
- these measures do not reflect our tax expense or the cash requirements to pay our taxes; and
- Assets being depreciated and amortized will often have to be replaced in the future and these measures do not reflect any cash requirements for such replacements.

Non-GAAP Gross Profit and Non-GAAP Gross Profit Margin

The following table presents a reconciliation of our gross profit and gross profit margin, the most directly comparable U.S GAAP measure, to non-GAAP gross profit and non-GAAP gross profit margin for each of the periods presented:

	Year Ended December 31,		
	2023	2022	2021
	(in thousands, except where indicated, unaudited)		
Revenue	\$ 297,610	\$ 261,247	\$ 229,141
Cost of revenue	145,091	126,150	106,170
Gross Profit	152,519	135,097	122,971
Share-based compensation expense included within cost of revenue	770	621	216
Depreciation and amortization included within cost of revenue	1,726	880	589
Payroll taxes related to share-based compensation included within cost of revenue	11	4	—
Non-GAAP Gross Profit	\$ 155,026	\$ 136,602	\$ 123,776
Gross profit margin	51 %	52 %	54 %
Non-GAAP Gross Profit Margin	52 %	52 %	54 %

Adjusted EBITDA

The following table presents a reconciliation of net profit (loss), the most directly comparable GAAP measure, to adjusted EBITDA for each of the periods presented:

	Year Ended December 31,		
	2023	2022	2021
	(in thousands, unaudited)		
Net profit (loss)	\$ (59,035)	\$ (104,705)	\$ (179,430)
Provision for (benefit from) income taxes	5,798	6,042	1,558
Interest (income) expense, net	(22,775)	(10,180)	(591)
Other (income) expense, net	(837)	(505)	122,520
Depreciation and amortization	5,100	4,274	2,436
Share-based compensation expense	62,410	67,467	33,358
Payroll taxes related to share-based compensation	459	219	153
Litigation-related expenses	390	312	—
Adjusted EBITDA	\$ (8,490)	\$ (37,076)	\$ (19,996)

Free Cash Flow

The following table presents a reconciliation of net cash provided by (used in) operating activities, the most directly comparable GAAP measure, to free cash flow for each of the periods presented:

	Year Ended December 31,		
	2023	2022	2021
	(in thousands, unaudited)		
Net cash provided by (used in) operating activities	\$ 7,279	\$ (26,252)	\$ (20,278)
Purchases of property and equipment	(1,355)	(6,126)	(12,254)
Capitalized software development costs	—	(1,886)	(1,250)
Free Cash Flow	<u>\$ 5,924</u>	<u>\$ (34,264)</u>	<u>\$ (33,782)</u>

Components of Results of Operations

Revenue

We primarily generate revenue by granting merchants access to our eCommerce risk intelligence platform and reviewing and approving eCommerce transactions for legitimacy. Revenue is also generated from the issuance of indemnification guarantees. For the majority of our revenue, merchants pay us a percentage of every dollar of the gross merchandise volume, or GMV, that we approve and guarantee on their behalf. Our fee, as determined by our risk-based pricing model, in these situations is a percentage of the GMV of our merchants' orders that we approve, prior to taxes or other charges. These arrangements do not provide merchants with the right to take possession of our software platform. Rather, merchants are granted continuous access to our software platform under a hosting arrangement over the contractual period.

Contracts with our merchants for our Chargeback Guarantee product obligate us to review eCommerce transactions for legitimacy as well as to stand ready to indemnify merchants for costs incurred associated with an approved transaction in the event of a chargeback due to fraud. Our fee is allocated between the consideration owed to us for our fraud review service performance obligation accounted for under ASC 606 and the consideration owed to us for issuing indemnification guarantees that are accounted for under ASC 460 and are recorded at fair value. Consideration allocated to fraud review is recognized as revenue over the contract period in the month that the transactions are approved while consideration allocated to the indemnification guarantee is recognized as we are released from risk under the guarantee, generally over a six-month period from the date of the transaction.

We present revenue net of cancellations and adjustments for minimum service level agreements.

Cost of Revenue

Cost of revenue primarily consist of chargeback expenses, net of chargebacks won, and other expenses related to providing our products to our merchants. These other expenses include compensation and benefits related costs, including share-based compensation expense associated with teams integral in providing our service, hosting fees and software costs, payment processing fees, amortization of capitalized software development costs and deferred contract fulfillment costs, depreciation expense, and allocated overhead. For products that offer guarantees of past performance, such as our Chargeback Guarantee, we provide contractual assurances around the accuracy of our approvals so that our merchants can confidently automate a transaction's execution. If an approved transaction that we have guaranteed results in an eligible chargeback, we will reimburse the merchant for the amount of the lost sale. In this situation, we record a chargeback expense in cost of revenue and typically reimburse the merchant in the form of credits on future invoices. Chargeback claims can be disputed and if the decision of the dispute concludes that the order was legitimate and not fraudulent, the chargeback is classified as chargeback won. We present chargeback expenses net of chargebacks won, since such amounts are refunded to us.

Gross Profit and Gross Profit Margin

As our business continues to grow, we expect our gross profit will increase while our gross profit margin may fluctuate from period to period. Our gross profit margin is highly dependent on our risk-based pricing model which determines the fee we charge our merchants, our approval rate thresholds, the merchant mix of our revenue, new geographies and industries into which we may enter, the risk profile of orders approved in the period, technological improvements in the performance of our models, and seasonality. During periods where we approve a higher percentage of legitimate orders, our CTB ratio is lower and our gross margins are higher. Further, as the merchant mix of our revenues shifts towards industries with historically higher chargeback rates, such as tickets and travel, our CTB ratio may be higher and our gross margins may be lower. We control the decision to approve a particular transaction and continuously monitor our approval rate thresholds to ensure we are not exposed to higher amounts of chargeback risk, and we structure our pricing in a way to mitigate this risk.

Operating Expenses

Our operating expenses consist of research and development, sales and marketing, and general and administrative expenses. Compensation and benefits related costs are the most significant component of operating expenses and consists of salaries and benefits, share-based compensation expense, sales commissions, and other employee benefit costs. Operating expenses also primarily include third-party hosting fees and software costs, professional service fees, overhead costs including rent and utilities, marketing and advertising related costs, and depreciation expense. For 2024, we expect that our cost reduction efforts will drive decreases in operating expenses and operating expenses as a percent of revenue, however there may be fluctuations on a quarterly basis.

Research and Development

Research and development expenses primarily consist of compensation and benefits related costs, including share-based compensation expense associated with research and development teams that are responsible for the design, development, and testing of our ecommerce risk intelligence platform infrastructure, including expenses associated with adding new features, increasing the functionality, and enhancing the usability of our platform. Research and development expenses also include investments we are making in new products, as well as third-party hosting fees and software costs used by our research and development teams, allocated overhead costs, and depreciation expense.

Sales and Marketing

Sales and marketing expenses primarily consist of compensation and benefits related costs, including share-based compensation expense directly associated with our sales and marketing teams. Sales and marketing costs also consists of costs associated with conferences, events, digital marketing and advertising programs, deferred contract acquisition costs, depreciation expense, and allocated overhead.

General and Administrative

General and administrative expenses primarily consist of compensation and benefits related costs, including share-based compensation expense associated with our finance, legal, human resources, information technology and administrative functions. General and administrative costs also consist of third-party professional service fees for external legal, accounting and other consulting services, depreciation expense, and allocated overhead.

Interest Income (Expense), Net

Interest income (expense), net primarily consists of interest earned on our bank deposits, money market funds, and investments.

Other Income (Expense), Net

Other income (expense), net primarily consists of foreign exchange transaction gains and losses, and gains and losses on foreign currency contracts not designated as hedging instruments. In periods prior to IPO, other income (expense), net primarily consisted of remeasurement gains and losses on our convertible preferred share warrant liabilities and convertible preferred share tranche rights.

Provision for (Benefit From) Income Taxes

Provision for income taxes consists of income taxes related to Israel, United States (federal and state), China, UK, Australia, and Japan taxes. We maintain a full valuation allowance on our Israeli and U.S. deferred tax assets resulting from carryforward tax losses and other reserves and allowances, as we have concluded that it is not more likely than not that the deferred tax assets will be realized due to our history of operating losses and current uncertainty concerning our ability to realize these deferred tax assets in the foreseeable future. Our effective tax rate is primarily affected by the tax rate in Israel and the United States and the relative amounts of income we earn in those jurisdictions, as well as non-deductible expenses, such as share-based compensation, and changes in our valuation allowance.

A. Operating Results

The following section discusses our financial condition and results of operations for the year ended December 31, 2023 compared to the year ended December 31, 2022. For a discussion of our financial condition and results of operations for the year ended December 31, 2022 compared to the year ended December 31, 2021, refer to Item 5. "Operating and Financial Review and Prospects" in our [Annual Report on Form 20-F for the fiscal year ended December 31, 2022, filed with the SEC on February 24, 2023](#). During the second quarter of 2023, we identified an immaterial error relating to the period over which certain sales commissions were amortized. Certain prior period amounts have been updated to reflect the correction of the immaterial error. See Note 2 to our audited consolidated financial statements included in Item 18 of this annual report for additional details.

The following tables set forth selected consolidated statements of operations data and such data as a percentage of total revenue for each of the periods presented:

	Year Ended December 31,		
	2023	2022	2021
	(in thousands)		
Revenue	\$ 297,610	\$ 261,247	\$ 229,141
Cost of revenue ⁽¹⁾⁽²⁾	145,091	126,150	106,170
Gross profit	152,519	135,097	122,971
Operating expenses:			
Research and development ⁽¹⁾⁽²⁾	71,577	72,014	55,301
Sales and marketing ⁽¹⁾⁽²⁾	88,441	88,438	70,710
General and administrative ⁽¹⁾⁽²⁾	69,350	83,993	52,903
Total operating expenses	229,368	244,445	178,914
Operating profit (loss)	(76,849)	(109,348)	(55,943)
Interest income (expense), net	22,775	10,180	591
Other income (expense), net	837	505	(122,520)
Profit (loss) before income taxes	(53,237)	(98,663)	(177,872)
Provision for (benefit from) income taxes	5,798	6,042	1,558
Net profit (loss)	\$ (59,035)	\$ (104,705)	\$ (179,430)

(1) Includes share-based compensation as follows:

	Year Ended December 31,		
	2023	2022	2021
	(in thousands)		
Cost of revenue	\$ 770	\$ 621	\$ 216
Research and development	13,152	10,005	4,246
Sales and marketing	19,420	18,253	10,710
General and administrative	29,068	38,588	18,186
Total share-based compensation expense	\$ 62,410	\$ 67,467	\$ 33,358

(2) Includes depreciation and amortization (including amortization of capitalized internal-use software) as follows:

	Year Ended December 31,		
	2023	2022	2021
	(in thousands)		
Cost of revenue	\$ 1,726	\$ 880	\$ 589
Research and development	1,566	1,581	752
Sales and marketing	1,025	1,013	661
General and administrative	783	800	434
Total depreciation and amortization	\$ 5,100	\$ 4,274	\$ 2,436

	Year Ended December 31,		
	2023	2022	2021
	(in thousands)		
Revenue	100 %	100 %	100 %
Cost of revenue	49	48	46
Gross profit	51	52	54
Operating expenses:			
Research and development	24	28	24
Sales and marketing	30	34	31
General and administrative	23	32	23
Total operating expenses	77	94	78
Operating profit (loss)	(26)	(42)	(24)
Interest income (expense), net	8	4	—
Other income (expense), net	—	—	(53)
Profit (loss) before income taxes	(18)	(38)	(78)
Provision for (benefit from) income taxes	2	2	1
Net profit (loss)	(20)%	(40)%	(78)%

Comparison of the Years Ended December 31, 2023 and 2022

Revenue

	Year Ended December 31,			
	2023	2022	\$ Change	% Change
	(dollars in thousands)			
Revenue	\$ 297,610	\$ 261,247	\$ 36,363	14 %

The increase in revenue of \$36.4 million, or 14% was driven by a \$17.5 billion, or 17% increase in GMV from \$105.6 billion to \$123.1 billion. Approximately \$30.3 million of the increase in revenue was

driven by GMV and Billings from new merchants onboarded to our platform for which a majority is attributable to our tickets and travel, fashion, and food verticals. The remaining \$6.1 million increase in revenue was primarily due to upsells net of organic declines and attrition which helped to contribute to our Net Dollar Retention Rate of 105%.

Revenue attributable to issued indemnification guarantees that are accounted for under ASC 460 and included within the \$36.4 million increase in revenue, increased by \$25.1 million for to the same reasons noted above. Revenue attributable to issued indemnification guarantees as a percentage of total revenue increased from 40% during 2022 to 44% during 2023 due to increases in our CTB Ratio and increases in the risk premium which collectively contributed to increases in the fair value of issued guarantees.

Cost of Revenue and Gross Profit Margin

	Year Ended December 31,			
	2023	2022	\$ Change	% Change
	(dollars in thousands)			
Cost of revenue	\$ 145,091	\$ 126,150	\$ 18,941	15 %
Gross profit margin	51 %	52 %		

The increase in cost of revenue of \$18.9 million, or 15% was primarily attributable to an increase of \$18.6 million in net chargeback expenses that was driven primarily by continuing increases in GMV associated with tickets & travel and food merchants' Billings due to the onboarding of new merchants and an isolated fraud event in the third quarter of 2023. There was also an increase of \$1.4 million in cost of revenue due to increases in amortization of deferred contract fulfillment costs and amortization of internal use software. These increases were offset by a decrease of \$1.1 million in hosting, software, and data enrichment costs.

Gross profit margin decreased to 51% from 52% due to increases in our CTB Ratio. Our CTB ratio, which is a key driver of our gross profit margin, increased to 41% from 39% and was primarily driven by changes in the merchant mix of our revenues and the aforementioned fraud event in the third quarter of 2023, slightly offset by improvements in our model performance and strategic risk management. The decrease in gross profit margin is partially offset by a reduction in hosting and software costs.

Operating Expenses

Research and Development

	Year Ended December 31,			
	2023	2022	\$ Change	% Change
	(dollars in thousands)			
Research and development	\$ 71,577	\$ 72,014	\$ (437)	(1)%

The decrease in research and development expenses of \$0.4 million was primarily attributable to a decrease of \$1.8 million in hosting fees and software costs, a decrease of \$1.0 million in payroll and related costs, a decrease of \$0.6 million in overhead costs, and a decrease of \$0.1 million in professional services fees. These decreases were partially offset by an increase of \$3.1 million in share-based compensation expense primarily due to a higher weighted average grant date fair value of awards being expensed during 2023 as compared to 2022.

Sales and Marketing

	Year Ended December 31,			
	2023	2022	\$ Change	% Change
	(dollars in thousands)			
Sales and marketing	\$ 88,441	\$ 88,438	\$ 3	— %

Sales and marketing expenses remained relatively flat at \$88.4 million. Payroll and related costs increased by \$1.9 million primarily due to an increase in sales commissions. Share-based compensation expense increased by \$1.2 million due to a higher weighted average grant date fair value of awards being expensed during 2023 as compared to 2022, slightly offset by a decrease in share-based compensation expense associated with equity awards containing performance and service-based vesting conditions. These increases were offset by a decrease of \$3.1 million in expenses associated with professional services, marketing, overhead, and travel.

General and Administrative

	Year Ended December 31,			
	2023	2022	\$ Change	% Change
	(dollars in thousands)			
General and administrative	\$ 69,350	\$ 83,993	\$ (14,643)	(17)%

The decrease in general and administrative expenses of \$14.6 million, or 17% was primarily attributable to a decrease of \$10.1 million in compensation and benefits related costs including a decrease of \$9.5 million in share-based compensation expense primarily attributable to awards granted to our Chief Executive Officer, including the Multi-Year Award, slightly offset by an increase in share-based compensation expense due to a higher weighted average grant date fair value of awards being expensed during 2023 as compared to 2022. For further information, see Item 6.B. "Compensation."

The remaining decrease consists of a \$2.6 million decrease in professional services expenses, \$1.5 million in insurance and overhead costs, and a \$0.5 million net decrease in other general and administrative expenses such as travel, software, and taxes.

Interest Income (Expense), Net

	Year Ended December 31,			
	2023	2022	\$ Change	% Change
	(dollars in thousands)			
Interest income (expense), net	\$ 22,775	\$ 10,180	\$ 12,595	124 %

Interest income (expense), net increased by \$12.6 million, or 124% primarily due to increases in global interest rates.

Other Income (Expense), Net

	Year Ended December 31,			
	2023	2022	\$ Change	% Change
	(dollars in thousands)			
Other income (expense), net	\$ 837	\$ 505	\$ 332	66 %

Other income (expense), net increased by \$0.3 million, or 66% primarily due to a decrease of \$1.1 million in net losses on non-designated hedging transactions, partially offset by a decrease of \$1.1 million in gains from foreign currency transactions. The decrease in losses on non-designated hedging

transactions and the decrease in gains from foreign currency transactions are primarily due to movements in exchange rates between the U.S. Dollar, the Israeli Shekel, and the Euro. The remaining net increase was driven by individually immaterial items.

Provision for (Benefit from) Income Taxes

	Year Ended December 31,			
	2023	2022	\$ Change	% Change
	(dollars in thousands)			
Provision for (benefit from) income taxes	\$ 5,798	\$ 6,042	\$ (244)	(4)%

Provision for income taxes decreased by \$0.2 million, or (4)%. We maintain a full valuation allowance on our Israeli and U.S. deferred tax assets resulting from carryforward tax losses, capitalized research and development expenses, and other reserves and allowances. The provision for income taxes decreased primarily as a result of uncertain tax positions and change in valuation allowance. Our effective tax rate was (10.89)% and (6.12)% of our net profit (loss) before income taxes for the years ended December 31, 2023 and 2022, respectively. Our effective tax rate is affected by tax rates in foreign jurisdictions and the relative amounts of income we earn in those jurisdictions, as well as non-deductible share-based compensation, prior period adjustments, uncertain tax positions, and changes in our valuation allowance.

Impact of Foreign Currency Fluctuation

See Item 3D. *“Risk Factors—We are exposed to fluctuations in currency exchange rates, which could negatively affect our operating results.”* and Item 11. *“Quantitative and Qualitative Disclosures About Market Risk-Foreign Currency Exchange Risk.”*

B. Liquidity and Capital Resources

Since our inception, we have financed our operations primarily through the issuance of ordinary and preferred shares, warrants, and cash flows from operations.

Our principal uses of cash has been related to investments in bank deposits, money market funds, and marketable debt securities, funding our operations, capital expenditures, and share repurchases. As of December 31, 2023, our principal sources of liquidity were cash, cash equivalents, bank deposits, and short-term investments of \$474.8 million which were held for working capital purposes. Cash and cash equivalents consist of cash in banks, bank deposits, and money market funds. Short-term deposits consist of bank deposits with original maturities between 4 and 12 months and that mature within 12 months of the balance sheet date. Short-term investments consists of available-for-sale marketable debt securities. In 2023, we earned \$22.8 million of interest income from our bank deposits, money market funds, and marketable debt securities. We expect to continue to utilize bank deposits, money market funds, and other similar investment vehicles to generate returns on our capital in the future, however the amount of interest income we are able to earn may fluctuate from year-to-year as a result of, among other things, changes in global interest rates, changes in the terms of new bank deposits, and changes in our investment strategy.

We believe our cash, cash equivalents, short-term deposits, and short-term investments, together with cash we expect to generate from future operations, will be sufficient to meet our working capital and capital expenditure requirements for a period of at least twelve months from the date of this Annual Report. We may require additional capital to respond to technological advancements, competitive dynamics or technologies, customer demands, business opportunities, challenges, acquisitions or unforeseen circumstances and in either the short-term or long-term may determine to engage in equity or debt financings or enter into credit facilities for other reasons.

Our future capital requirements will depend on many factors including our revenue growth rate, chargeback expenses, merchant churn, regulatory developments, the market acceptance and demand for our offerings, international expansion efforts, and the investments we make that support our business. We may in the future enter into arrangements to acquire or invest in complementary businesses, services, and technologies, including intellectual property rights. If we are unable to obtain adequate financing or financing on terms satisfactory to us or at all, when we require it, our ability to continue to grow or support our business and to respond to business challenges could be significantly limited. In particular, inflation and rising interest rates across the global economy have resulted in, and may continue to result in, significant disruption of global financial markets, which may reduce our ability to access capital. If we are unable to raise additional funds when or on the terms desired or generate cash flows necessary to expand our operations and invest in continued innovation, we may not be able to compete successfully, our business, financial condition and results of operation could be adversely affected. See Item 3.D. *“Risk Factors — We may need additional capital, and we cannot be sure that additional financing will be available on favorable terms, if at all.”*

Share Repurchase Program

As previously announced, on August 8, 2023 our board approved the Repurchase Program, authorizing the Company to repurchase up to \$75 million of its Class A ordinary shares, subject to approval from the Israeli Court.

On November 20, 2023, we received approval from the Israeli Court to implement the Repurchase Program, under which we may make purchases of Class A ordinary shares from time-to-time in the open market, including through trading plans intended to qualify under Rule 10b5-1 under the Exchange Act, in privately negotiated transactions or by other means in accordance with U.S. federal securities laws. The timing, as well as the number and value of any shares repurchased under the program, will be determined at our discretion and will depend on a variety of factors, including management's assessment of the intrinsic value of our ordinary shares, the market price of our Class A ordinary shares, general market and economic conditions, available liquidity, alternative investment opportunities, and applicable legal requirements. The share repurchases will be funded from existing cash and cash equivalents. The Repurchase Program does not obligate us to acquire a particular amount of our Class A ordinary shares, and the Repurchase Program may be suspended, modified or discontinued at any time at our discretion and without prior notice.

Although our Repurchase Program does not have a set expiration date, the current Israeli Court approval is valid through May 19, 2024. We may file extension requests with the Israeli Court on an ongoing basis as required. For information on share repurchases made pursuant to the Repurchase Program during the year ended December 31, 2023, see Item 16E. *“Purchase of Equity Securities by the Issuer and Affiliated Purchasers.”*

Cash Flows

The following table summarizes our cash flows for the periods presented:

	Year Ended December 31,		
	2023	2022	2021
	(in thousands)		
Consolidated Statements of Cash Flows Data:			
Net cash provided by (used in) operating activities	\$ 7,279	\$ (26,252)	\$ (20,278)
Net cash provided by (used in) investing activities	\$ 251,559	\$ (210,012)	\$ (84,441)
Net cash provided by (used in) financing activities	\$ (9,314)	\$ 3,855	\$ 423,189
Effects of exchange rates on cash, cash equivalents, and restricted cash	\$ 297	\$ (1,701)	\$ —
Net increase (decrease) in cash, cash equivalents, and restricted cash	<u>\$ 249,821</u>	<u>\$ (234,110)</u>	<u>\$ 318,470</u>

Operating Activities

Our largest source of operating cash flows are from revenues we earn from our merchants offset by the reimbursement for chargebacks. Our largest uses of cash from operating activities are for compensation and benefits related costs, overhead costs including rent and utilities, hosting and software fees, professional service fees, and marketing and advertising related costs.

We reported net cash provided by operating activities of \$7.3 million for the year ended December 31, 2023, compared to net cash used in operating activities of \$26.3 million for the year ended December 31, 2022, representing an increase of \$33.5 million in net cash provided by operating activities.

The increase in operating cash inflows was primarily driven by improvements in net loss and the timing of working capital cash receipts and payments of approximately \$16.0 million and increases in interest received of approximately \$19.5 million. These changes were partially offset by an increase in cash outflows associated with foreign currency contracts of approximately \$1.8 million. The remaining change is due to individually insignificant items.

Investing Activities

Investing activities consists of investments in and maturities of short-term deposits, purchases of investments, purchases of property and equipment, and payments of capitalized software development costs.

We reported net cash provided by investing activities of \$251.6 million for the year ended December 31, 2023, compared to net cash used in investing activities of \$210.0 million for the year ended December 31, 2022, representing an increase of \$461.6 million in cash provided by investing activities. This increase in cash provided by investing activities was primarily attributable to a decrease in purchases of short-term deposits of \$408.8 million, an increase in maturities of short-term deposits of \$75.3 million, and a decrease of \$4.8 million in purchases of property and equipment. These cash inflows were partially offset by an increase in cash outflows of \$29.1 million related to purchases of marketable debt securities.

Financing Activities

Financing activities consists of proceeds we receive from the exercise of stock options and payments made for the purchase of Class A ordinary shares pursuant to our Repurchase Program.

We reported net cash used in financing activities of \$9.3 million for the year ended December 31, 2023, compared to net cash provided by financing activities of \$3.9 million for the year ended December 31, 2022, representing an increase of \$13.2 million in cash used in financing activities. This increase was primarily driven by payments totaling \$13.2 million related to purchases of 3.0 million of our Class A ordinary shares pursuant to our Repurchase Program.

Material Cash Requirements for Known Contractual and Other Obligations

Leases

We have various non-cancelable operating leases for our corporate offices in Tel Aviv in Israel and in New York City in the United States. The leases for these facilities in Tel Aviv and New York City expire in 2031 and 2029, respectively and we have options to renew these leases through 2036 and 2034, respectively. As of December 31, 2023, we had fixed future minimum lease payments of \$36.1 million, of which \$5.7 million is due in the next twelve months. We incurred an aggregate of approximately \$16.0 million in capital expenditures associated with the build-out of our Tel Aviv office from the fourth quarter of 2020 through the year ended December 31, 2022. The build-out of our Tel Aviv office was substantially complete as of December 31, 2022 and we have no material plans to construct, expand, or improve facilities as of December 31, 2023.

Excluded from the future minimum lease payments discussed above is an unsecured and undated promissory note issued in December 2020 in connection with the execution of a lease agreement for an amount of \$2.9 million as of December 31, 2023. The promissory note may only be withdrawn in the event of a material and fundamental breach of the lease agreement. The promissory note expires three months after the lease termination date in 2031. As of December 31, 2023, we were in full compliance of the terms and conditions of the promissory note, and the promissory note has not been withdrawn.

Other Obligations

In the normal course of business, we enter into non-cancelable purchase commitments with various parties primarily for hosting and software services. As of December 31, 2023, we had non-cancelable purchase obligations with a remaining term in excess of twelve months of \$1.7 million, of which \$1.1 million is due in the next twelve months. These purchase obligations are primarily related to third-party data center costs that are used to host our risk intelligence platform.

For more information on our operating leases, indemnification guarantees, and other commitments, refer to “Leases” in Note 7 and “Guarantees, Commitments, and Contingencies” in Note 8 of our consolidated financial statements included elsewhere in this Annual Report.

C. Research and Development, Patents and Licenses, etc.

Our research and development activities are primarily located in Israel. Research and development expenses primarily consist of compensation and benefits related costs, including share-based compensation expense associated with research and development teams that are responsible for the design, development, and testing of our ecommerce risk intelligence platform infrastructure, including expenses associated with adding new features, increasing the functionality, and enhancing the usability of our platform. Research and development expenses also include investments we are making in new products, as well as third-party hosting fees and software costs used by our research and development teams, allocated overhead costs, and depreciation expense.

For the years ended December 31, 2023, 2022 and 2021, research and development costs accounted for approximately 24%, 28% and 24% of our total revenue, respectively. Research and development costs are expensed as incurred, except to the extent that such costs are associated with internal-use software that qualifies for capitalization.

D. Trend Information

Seasonality

Our revenue is correlated with the level of GMV that our merchants process through our ecommerce risk intelligence platform. Our merchants typically generate the most GMV in the calendar fourth quarter, which includes Black Friday, Cyber Monday, the holiday season, and other peak events included in the ecommerce calendar, such as Chinese Singles' Day and Thanksgiving. Our gross profit typically follows a similar trend. Approximately 28% and 30% of our annual revenue and 32% and 31% of our annual gross profit was earned in the fourth quarter for the years ended December 31, 2023 and 2022, respectively. We believe that similar seasonality trends will continue to affect our future performance.

Other than as described above and in Item 3.D. “*Risk Factors*”, in Item 5.A. “*Operating Results—Factors Affecting Our Performance*”, and in Item 5.B. “*Liquidity and Capital Resources*” of this Annual Report, which are incorporated by reference herein, we are not aware of any trends, uncertainties, demands, commitments or events that are reasonably likely to have a material effect on our net revenues, income from operations, profitability, liquidity or capital resources, or that would cause the disclosed financial information to be not necessarily indicative of future operating results or financial condition.

E. Critical Accounting Estimates

We have provided a summary of our significant accounting policies, estimates and judgments in Note 2 to our audited consolidated financial statements, which are included elsewhere in this Annual Report. The following discussion pertains to critical accounting estimates that management believes are most important to the portrayal of our historical financial condition and results of operations and that require significant, difficult, subjective or complex judgments. Other companies in similar businesses may use different estimation policies and methodologies, which may impact the comparability of our financial condition, results of operations, and cash flows to those of other companies.

Application of Critical Accounting Estimates

Our consolidated financial statements are prepared in accordance with GAAP. The preparation of these financial statements requires us to make estimates and assumptions that affect the reported amounts of assets, liabilities, revenue and expenses, as well as related disclosures. We evaluate our estimates and assumptions on an ongoing basis. Our estimates are based on historical experience and various other assumptions that we believe to be reasonable under the circumstances. As events continue to evolve and additional information becomes available, our estimates and assumptions may change materially in future periods. Actual results could differ materially from these estimates.

The critical accounting estimates, assumptions, and judgments that we believe have the most significant impact on our consolidated financial statements are described below.

Indemnification Guarantees

We provide contractual assurances around the accuracy of our approvals so that our merchants can confidently automate a transaction's execution. Our contracts obligate us to stand ready to indemnify our merchants for any costs incurred from a chargeback due to fraud (i.e., the "guarantee obligation"). Accordingly, we account for the guarantee obligation as an indemnification under the general provisions of ASC 460, *Guarantees*, or ASC 460, and recognize a liability at fair value upon approving a transaction at an amount that represents what we would need to pay a third party to relieve ourselves from this obligation.

We are relieved from our guarantee obligation at the earlier of (a) paying a chargeback or (b) expiration of the guarantee which is generally six months from the date of the transaction. We recognize the guarantee obligation as revenue through a systematic and rational amortization method over a six-month period that is representative of our historical pattern of being released from risk under the guarantee obligation. Indemnification guarantees are recorded at fair value upon approving a transaction and are not remeasured to fair value each period. The determination of the fair value of our indemnification guarantees requires the use of various inputs and assumptions which include the following:

- *Historical chargebacks as a percentage of Billings*: Calculated as historical chargebacks paid divided by the associated Billings. Chargebacks paid are not transactions that are readily observable in a marketplace, however they represent actual transactions between us and the merchant. We utilize historical chargebacks as a proxy to project future chargeback claims. This input has the greatest impact on the overall fair value of the guarantee.
- *Risk premium fee*: Represents the fee that we would have incurred from a third-party in order to relieve ourselves from our legal obligation under the guarantee. We primarily use observable inputs and methodologies with a limited amount of judgment and assumptions. For example, we consider the adjusted EBITDA margin of unrelated public companies in the property casualty and multi-line insurance industry as a benchmark for the implied risk premium that an insurer would charge over the expected costs of insuring the guarantee.

- **Discount rate:** Utilized to determine the present value of chargeback payments and encompasses the time period in which guarantees are resolved as well as our incremental borrowing cost. We mainly use observable inputs and methodologies with a limited amount of judgment and assumptions, such as U.S. corporate bond yields. Since chargebacks are generally paid within six months from the date of transaction, this input has the least impact on the overall fair value of the guarantee.

The assumptions and estimates involved in calculating the fair value of our indemnification guarantees, as well as the determination of a systematic and rational amortization method for recognition of our guarantee obligations as revenue, involve inherent uncertainties and the application of significant judgment. We will continue to use judgment in evaluating the assumptions related to our indemnification guarantees, and we may refine our estimation process as we continue to accumulate additional data, which could materially impact the timing of our revenue recognition for transactions approved in future periods. The effect of a hypothetical 10% change in the inputs and assumptions of the fair value of the guarantee, as well as a 10% change in the inputs and assumptions of the systematic and rational amortization method, would have impacted our revenue by approximately 1%. Refer to Note 8 of our consolidated financial statements included elsewhere in this Annual Report for additional information.

Provision for Chargebacks

Our provision for chargebacks includes amounts associated with chargebacks that have been submitted and accepted but not yet paid by us as of the balance sheet date and estimates of chargebacks that have not yet been submitted and accepted relating to approved transactions that are accounted for under ASC 450, *Contingencies*, or ASC 450.

While no individual transaction is probable of a chargeback occurring, when we analyze a portfolio of transactions, if we believe a future chargeback is probable and reasonably estimated, we accrue a liability and an associated expense through cost of revenue in accordance with ASC 450. Inputs and assumptions used by management to calculate the provision are based on the transactions approved and the features of those transactions as well as historical information about chargebacks.

Our merchant agreements typically allow chargebacks to be submitted up to six months from the order approval date and therefore, since the Company is generally only liable for chargebacks associated with transactions approved in the prior six months, the provision for chargebacks is based on the activity during that period. While the provision amount is correlated to the absolute dollar amount of chargeback expenses we incurred during the prior six months, a driver to the provision amount is the pace at which our merchant portfolio submits chargebacks to us. For example, our provision for chargebacks may be higher as a percent of total chargeback expenses when our merchant portfolio is characterized by slower chargeback submission rates based on historical experience, since a larger portion of the total chargeback expenses would not have been reimbursed to the merchant by the balance sheet date. Conversely, our provision for chargebacks may be lower as a percent of total chargeback expenses when our merchant portfolio is characterized by faster chargeback submission rates based on historical experience, since a larger portion of the total chargeback expenses would have been reimbursed to the merchant by the balance sheet date.

As we continue to accumulate data related to chargebacks, we may refine our estimates, which could materially impact our cost of revenue. It is possible that the estimate may change in the near term, and the effect of the change could be material.

The effect of a hypothetical 10% change in the inputs and assumptions would positively impact our cost of revenue by approximately 2% or negatively impact our cost of revenue by approximately 3%. Refer to Note 8 of our consolidated financial statements included elsewhere in this Annual Report for additional information.

Cost to Obtain a Contract

We capitalize sales commissions and associated payroll taxes paid that are incremental to the acquisition of merchant contracts. We determine whether costs should be deferred based on our sales compensation plans and if the commissions are incremental and would not have occurred absent the merchant contract. Determining whether such costs are incremental to obtaining the online merchant contract requires a certain degree of judgment.

Sales commissions for initial contracts are amortized on a straight-line basis over an estimated period of benefit of four years. We determine the period of benefit for sales commissions by taking into consideration the estimated customer life, technological life of our software, and other factors. These factors involved in the determination of the period of benefit include inherent uncertainties and the application of significant judgment. Sales commissions for renewal contracts are not commensurate with sales commissions for initial contracts and are deferred and then amortized on a straight-line basis over the contractual term. The effect of a hypothetical one year decrease in the amortization period would have increased our sales and marketing expenses by approximately \$1.1 million.

Income Taxes

We are subject to income taxes in Israel, the United States, and other jurisdictions. These other jurisdictions may have different statutory rates than in Israel. Income taxes are accounted for in accordance with ASC 740, *Income Taxes*. Deferred tax assets and liabilities are recognized for the future tax consequences attributable to differences between the consolidated financial statements carrying amounts of existing assets and liabilities and their respective tax basis as well as operating loss and tax credit carryforwards. Deferred tax assets and liabilities are measured using enacted tax rates expected to apply to taxable income in the years in which those temporary differences are expected to be recovered or settled. Valuation allowances are provided when necessary to reduce deferred tax assets to an amount that is more likely than not to be realized.

In establishing deferred income tax assets and liabilities, management makes judgments based on the enacted tax laws and published tax guidance applicable to us as well as the amount and jurisdiction of future taxable income. Deferred tax assets and liabilities are recorded and the need for valuation allowances is evaluated to reduce the deferred tax assets to amounts expected to be realized.

Our evaluation of the realizability of the deferred tax assets focuses on identifying significant, objective evidence that we will more likely than not be able to realize our deferred tax assets in the future. We record valuation allowances based on an assessment of positive and negative evidence on a jurisdiction-by-jurisdiction basis, which is highly judgmental and requires subjective weighting of such evidence. To make this assessment, we evaluate historical operating results, the existence of cumulative losses in the most recent fiscal years, expectations for future taxable income from each tax-paying component in each tax jurisdiction, the time period over which our temporary differences will reverse and the implementation of feasible and prudent tax planning strategies. If our assumptions and estimates that resulted in our forecast of future taxable income for each tax-paying component prove to be incorrect, we may need to adjust the carrying value of our deferred tax balances. An increase or decrease in the valuation allowance would result in a respective increase or decrease in our effective tax rate in the period the increase or decrease occurs.

The calculation of our income tax liabilities involves dealing with uncertainties in the application of complex domestic and foreign income tax regulations. Unrecognized tax benefits are generated when there are differences between tax positions taken in a tax return and amounts recognized in the consolidated financial statements. We recognize income tax benefits from uncertain tax positions only if we believe that it is more likely than not that the tax position will be sustained upon examination by the taxing authorities based on the technical merits of the position. The tax benefits recognized in the consolidated financial statements from such uncertain tax positions are then measured based on the largest benefit that is more likely than not to be realized upon the ultimate settlement.

To the extent we prevail in matters for which liabilities have been established, or are required to pay amounts in excess of our liabilities, our effective income tax rate in a given period could be materially impacted. An unfavorable income tax settlement may require the use of cash and result in an increase in our effective income tax rate in the year it is resolved. A favorable income tax settlement would be recognized as a reduction in the effective income tax rate in the year of resolution. Refer to Note 11 of our consolidated financial statements included elsewhere in this Annual Report for additional information.

Recent Accounting Pronouncements

Refer to “Summary of Significant Accounting Policies” in Note 2 of our consolidated financial statements included elsewhere in this Annual Report for more information.

JOBS Act

We are an “emerging growth company” pursuant to the provisions of the JOBS Act. We rely on certain reduced reporting and other requirements that are otherwise generally applicable to public companies. As an “emerging growth company,” we are not required to, among other things, (i) provide an auditor’s attestation report on our system of internal controls over financial reporting pursuant to Section 404(b) of the Sarbanes-Oxley Act, which would otherwise be required beginning with our second annual report on Form 20-F, and (ii) comply with any requirement that may be adopted by the Public Company Accounting Oversight Board regarding mandatory audit firm rotation or a supplement to the auditor’s report providing additional information about the audit and the financial statements (auditor discussion and analysis). Section 107 of the JOBS Act provides that an “emerging growth company” can take advantage of the extended transition period provided in Section 7(a)(2)(B) of the Securities Act for complying with new or revised accounting standards. We have elected to use this extended transition period, which allows us to delay adoption of new or revised accounting pronouncements applicable to public companies until such pronouncements are made applicable to private companies, until the earlier of the date we (i) are no longer an “emerging growth company” or (ii) affirmatively and irrevocably opt out of the extended transition period provided in the JOBS Act. As a result, our consolidated financial statements may not be comparable to companies that comply with new or revised accounting pronouncements as of public company effective dates.

ITEM 6. DIRECTORS, SENIOR MANAGEMENT AND EMPLOYEES

A. Directors and Senior Management

Executive Officers and Directors

The following table sets forth the name and position of each of our executive officers and directors as of the date of this Annual Report:

Name	Age	Position
Executive Officers		
Eido Gal	38	Co-Founder, Chief Executive Officer, Director
Assaf Feldman	52	Co-Founder, Chief Technology Officer, Director
Aglika Dotcheva	48	Chief Financial Officer
Naama Ofek Arad	39	Chief Operating Officer
Ravi Kumaraswami	57	President of Worldwide Field Operations
Directors		
Erez Shachar ^{(1)(2)*}	60	Director
Eyal Kishon ^{(1)(2)(3)†}	64	Director
Aaron Mankovski ^{(3)*}	67	Director
Tanzeen Syed ^{(2)*}	41	Director
Jennifer Ceran ^{(1)(3)*}	60	Director

(1) Serves as a member of our Audit Committee.

(2) Serves as a member of our Compensation Committee.

(3) Serves as a member of our Nominating & Governance Committee.

* Qualifies as independent under the NYSE listing standards.

† Serves as lead independent director.

Executive Officers

Eido Gal is our Co-Founder and has served as our Chief Executive Officer and as the Chairperson of our board of directors since our inception. Prior to co-founding Riskified, Mr. Gal served as an Analyst at BillGuard from January 2011 to January 2013 and as an Analyst at PayPal Holdings, Inc. from January 2009 to January 2011.

Assaf Feldman is our Co-Founder and has served as our Chief Technology Officer and as a member of our board of directors since our inception. Prior to co-founding Riskified, Mr. Feldman served as a Developer at BillGuard from September 2011 to November 2012, Vice President of Research & Development at Kinetic Trading from August 2009 to August 2011, Lead Developer at monitor110.com from February 2006 to July 2008, Researcher at MIT Media-Lab from September 2003 to June 2005, Vice President of Engineering at Oddcast Inc. from April 2001 to June 2003, and as a Senior Developer at Earthnoise from August 1999 to March 2001. Mr. Feldman holds a B.A. in Film and Computer Science from Tel Aviv University in Israel and an M.A (Computer Science) from Massachusetts Institute of Technology.

Aglika Dotcheva has served as our Chief Financial Officer since 2015 and previously as our Vice President of Finance since October 2014. Ms. Dotcheva also serves as a founding member and is on the steering committee of The F Suite, an independent community platform for Chief Financial Officers of leading venture capital funds and high growth technology companies. Ms. Dotcheva also serves on the advisory board of ARK, an AI powered software solution that helps optimize architectural and engineering plans. Prior to joining us, Ms. Dotcheva served as Associate Director at the Central Office of Budget and Financial Planning, Office of the Chief Financial Officer, at New York University. Ms. Dotcheva holds an M.B.A. in Strategy, Finance and Accounting from New York University, and a B.A. in Economics from Columbia University.

Naama Ofek Arad has served as our Chief Operating Officer since April 2017 and previously as our Head of Sales Operations since January 2017. Prior to joining us, Ms. Ofek Arad served as a Consultant with The Boston Consulting Group from July 2014 to December 2016 and as an Operations Manager with the Israeli Air Force from 2006 to 2014. Ms. Ofek Arad holds a B.A. in Information Systems and Management from Ben Gurion University in Israel and an Executive M.B.A. from Northwestern University, Kellogg School of Management. Ms. Ofek Arad has notified the company of her intention to resign her role as Chief Operating Officer, for personal reasons. Pursuant to the terms of a separation agreement entered into between the Company and Ms. Ofek Arad, Ms. Ofek Arad will continue to provide services to the Company through June 30, 2024. Her last day of employment is November 1, 2024.

Ravi Kumaraswami has served as our President of Worldwide Field Operations since May 2022. Prior to joining us, Mr. Kumaraswami served as Chief Executive Officer of Crownpeak Technology, Inc., a digital experience software platform company, from 2017 to February 2022, and as Chief Revenue Officer of Lithium Technologies from 2014 to 2017. Mr. Kumaraswami held various sales and operations positions at SAP Ariba from 2001 to 2013 after beginning his career as a consultant with Accenture in 1990. Mr. Kumaraswami currently serves as an advisor to the board of directors of Crownpeak Technology, Inc. Mr. Kumaraswami holds Bachelor's Degree (Honors) in Commerce from Delhi University, is a Fellow Member of the Institute of Chartered Accountants of India and a Graduate Member of the Institute of Costs and Works Accountants of India.

Non-Employee Directors

Erez Shachar has served as a member of our board of directors since July 2015. Mr. Shachar is the Co-Founder, Director and Managing Partner of Qumra Capital Management Ltd., a venture capital firm founded in 2013. Since 2004, Mr. Shachar has also served as Managing Partner of Evergreen Venture Partners Ltd., a venture capital firm, focusing on investment opportunities in technology companies. Mr. Shachar currently serves as a member of the board of directors of Taboola.com Ltd. (Nasdaq: TBLA), Talkspace, Inc. (Nasdaq: TALK) and several privately held companies and previously served as a member of the board of directors of Fiverr Ltd. (NYSE: FVRR) from August 2014 until August 2020. Mr. Shachar holds a B.Sc. in Mathematics and Computer Science from Tel Aviv University in Israel and an M.B.A. from the INSEAD Business School in France.

Eyal Kishon has served as a member of our board of directors since February 2013. Since September 1996, Dr. Kishon has served as Managing Partner of Genesis Partners, an Israel-based venture capital fund and since December 2020, Dr. Kishon has served as Chairman of Deep Insight, an Israel-based venture capital fund. From 1993 to 1996, Dr. Kishon served as Associate Director of Pitango Venture Capital. Prior to that, Dr. Kishon served as Chief Technology Officer at Yozma Venture Capital in 1993. From 1991 to 1993, Dr. Kishon was a Research Fellow in the Multimedia Department of IBM Science & Technology. From 1989 to 1991, Dr. Kishon worked in the Robotics Research Department of AT&T Bell Laboratories. Dr. Kishon currently serves as a member of the board of directors of Valens Semiconductor Ltd. (NYSE: VLNS) and several privately held companies and previously served as a member of the board of directors of Audiocodes Ltd. (Nasdaq, TASE: AUDC) from 1998 to 2023. Dr. Kishon holds a B.Sc. in Computer Science from the Technion – Israel Institute of Technology and a Ph.D. in Computer Science from New York University.

Aaron Mankovski has served as a member of our board of directors since September 2017. Since 2000, Mr. Mankovski has served as a Managing Partner of Pitango Venture Capital, a venture capital firm founded in 1993. In addition, Mr. Mankovski founded and served as the Managing General Partner of Eucalyptus Ventures from 1997 until 2016. Mr. Mankovski previously served as a member of the board of directors of Optimal Plus, a privately held company, from November 2007 until July 2020, and currently serves as a member of the board of directors of a number of privately held companies including Tailor Brands Ltd, Silk Inc., DriveNets Ltd., Tabit Technologies Ltd. Tulip and Meta Flow (Lumen). Mr. Mankovski also serves as a member of the general Assembly of O.R.T. Technologies Ltd. and as a board observer for Formlabs and Tomorrow.io. Mr. Mankovski is the Founder and former Chairman of IATI –

Israel Advanced Technology Industries. Mr. Mankovski holds a B.Sc. from Tel Aviv University in Computer Science and Statistics and served as a pilot in the Israeli Air Force.

Tanzeen Syed has served on our board of directors since October 2019. Since July 2018, Mr. Syed has served as a Managing Director at General Atlantic, focusing on investments in General Atlantic's Technology sector. Mr. Syed rejoined General Atlantic in July 2018 after also working there from 2006 to September 2013. Prior to rejoining General Atlantic, Mr. Syed served as a Director at Temasek, an investment company, from July 2015 until June 2018, where he led U.S. technology growth investments. Prior to that, Mr. Syed was a Vice President at Great Hill Partners L.P. from October 2013 to June 2015, where he focused on Internet and software growth investing. Mr. Syed currently serves as the chairman of the board of directors of ContextLogic Inc. (dba Wish) (Nasdaq: WISH), a public portfolio company of General Atlantic. Mr. Syed also serves as a director on the board of Kiwi.com, s.r.o., Chess.com, o9 Solutions and Panorama Education, each of which are private portfolio companies of General Atlantic. Mr. Syed holds a B.A. in Economics and Political Science from Macalester College.

Jennifer Ceran has served on our board of directors since February 2021. Ms. Ceran served as the interim Chief Financial Officer for Klaviyo, Inc. from November 2021 to May 2022, the Chief Financial Officer and Treasurer for Smartsheet Inc. from September 2016 to January 2021 and the Chief Financial Officer of Quotient Technology Inc. from September 2015 to September 2016. From October 2012 to September 2015, Ms. Ceran served as the Treasurer and Vice President of Investor Relations at Box, Inc. Ms. Ceran held several roles at eBay Inc. from April 2003 to August 2012, including Vice President of Investor Relations and Corporate Financial Planning and Analysis and Treasurer. Ms. Ceran currently serves on the board of directors of several private and public companies, including Klaviyo, Inc. (NYSE: KVYO), NerdWallet Inc. (NASDAQ: NRDS), Flock Group Inc. and Wyze Labs, Inc. Ms. Ceran holds a B.A. in Communications and French from Vanderbilt University and an M.B.A. from the University of Chicago Booth School of Business.

There are no family relationships among any of our executive officers or directors.

There are no arrangements or understandings with major shareholders, customers, suppliers or others, pursuant to which any person referred to above was selected as a director or member of senior management

B. Compensation

Directors

Under the Companies Law, the compensation of our directors requires the approval of our compensation committee, the subsequent approval of the board of directors and, unless exempted under regulations promulgated under the Companies Law, the approval of the shareholders at a general meeting. Nonetheless, according to the Companies Law, the compensation committee and the board of directors may in special circumstances approve compensation of directors that is inconsistent with our stated compensation policy, provided that those provisions that must be included in the compensation policy according to the Companies Law have been considered by the compensation committee and the board of directors, and provided that shareholder approval will be obtained, subject to the following requirements:

- at least a majority of the shares held by all shareholders who are not controlling shareholders and do not have a personal interest in such matter, present and voting at such meeting, are voted in favor of the compensation package, excluding abstentions; or
- the total number of shares of non-controlling shareholders and shareholders who do not have a personal interest in such matter voting against the compensation package does not exceed two percent (2%) of the aggregate voting rights in the Company.

Executive Officers other than the Chief Executive Officer

The Companies Law requires the approval of the compensation of a public company's executive officers (other than the chief executive officer) in the following order: (i) the compensation committee, (ii) the company's board of directors, and (iii) if such compensation arrangement is inconsistent with the company's stated compensation policy, the company's shareholders (by a special majority vote as discussed above with respect to the approval of director compensation). However, if the shareholders of the company decline to approve a compensation arrangement with an executive officer (other than the chief executive officer) that is inconsistent with the company's stated compensation policy as set forth in (iii) above, the compensation committee and the board of directors may, nevertheless, elect to override the shareholders' decision if each of the compensation committee and the board of directors provide detailed reasons for their decision.

An amendment to an existing arrangement with an office holder (who is not a director) requires only the approval of the compensation committee, if the compensation committee determines that the amendment is not material in comparison to the existing arrangement. However, according to regulations promulgated under the Companies Law, an amendment to an existing arrangement with an office holder (who is not a director) who is subordinate to the chief executive officer will not require the approval of the compensation committee, if (i) the amendment is approved by the chief executive officer, (ii) the company's compensation policy provides that a non-material amendment to the terms of service of an office holder (other than the chief executive officer) may be approved by the chief executive officer and (iii) the engagement terms are consistent with the company's compensation policy.

Chief Executive Officer

Under the Companies Law, the compensation of a public company's chief executive officer is required to be approved by: (i) the company's compensation committee; (ii) the company's board of directors, and (iii) the company's shareholders (by a special majority vote as discussed above with respect to the approval of director compensation). However, if the shareholders of the company decline to approve the compensation arrangement with the chief executive officer, the compensation committee and the board of directors may override the shareholders' decision if each of the compensation committee and the board of directors provide detailed reasons for their decision.

The approval of each of the compensation committee and the board of directors should be in accordance with the company's stated compensation policy; however, in special circumstances, they may approve compensation terms of a chief executive officer that are inconsistent with such policy, provided that they have considered those provisions that must be included in the compensation policy according to the Companies Law and that shareholder approval is obtained (by a special majority vote as discussed above with respect to the approval of director compensation).

In addition, the compensation committee may waive the shareholder approval requirement with regards to the approval of the engagement terms of a candidate for the chief executive officer position, if they determine that (i) the compensation arrangement is consistent with the company's compensation policy; (ii) the chief executive officer candidate does not have a prior business relationship with the company or a controlling shareholder of the company; and (iii) subjecting the approval of the engagement to a shareholder vote would impede the company's ability to employ the chief executive officer candidate. In the event that the chief executive officer candidate also serves as a member of the board of directors, his or her compensation terms as chief executive officer will be approved in accordance with the rules applicable to approval of compensation of directors.

Aggregate Compensation of Office Holders

The aggregate compensation, including share-based compensation, paid by us and our subsidiaries to our directors and executive officers for the year ended December 31, 2023 was approximately \$29.8 million. This amount includes deferred or contingent compensation accrued for such year (and excludes deferred or contingent amounts accrued for during the year ended December 31, 2022 and paid during the year ended December 31, 2023). This amount includes approximately \$0.6 million set aside or

accrued to provide pension, severance, retirement or similar benefits or expenses, but does not include business travel, relocation, professional and business association dues and expenses reimbursed to office holders, and other benefits commonly reimbursed or paid by companies in Israel.

The following is a summary of the (a) salary expenses, (b) cash bonus expenses, (c) social benefit costs and (d) share-based compensation expenses of our five most highly compensated executive officers in 2023, or collectively the "Covered Executives." All amounts reported reflect the cost to the Company as recognized in our financial statements for the year ended December 31, 2023. U.S. dollar amounts indicated for compensation of our Covered Executives are in thousands of dollars.

	Salary Expense ⁽¹⁾	Cash Bonus Expense ⁽²⁾	Social Benefit Cost ⁽³⁾	Share-based Compensation Expense ⁽⁴⁾
Mr. Eido Gal <i>Co-Founder and Chief Executive Officer</i>	\$240	\$52	\$144	\$16,184 ⁽⁵⁾
Mr. Assaf Feldman <i>Co-Founder and Chief Technology Officer</i>	\$240	\$130	\$111	\$3,807
Ms. Aglika Dotcheva <i>Chief Financial Officer</i>	\$350	\$190	\$145	\$2,426
Ms. Naama Ofek Arad <i>Chief Operating Officer</i>	\$217	\$120	\$73	\$1,455
Mr. Ravi Kumaraswami <i>President of Worldwide Field Operations</i>	\$400	\$349	\$153	\$2,469

(1) Salary Expense includes the gross salary paid to the Covered Executives.

(2) Cash Bonus Expense includes cash bonuses and/or commissions paid to our Covered Executives upon compliance with predetermined performance parameters for services rendered in 2023. See "Bonus Plans" below.

(3) Social Benefit Cost includes the social benefits paid by us on behalf of the Covered Executives, convalescence pay, contributions made by the company to an insurance policy, 401(k) or a pension fund, work disability insurance, accrued vacation, severance, educational fund and payments for social security.

(4) Share-based Compensation Expense reflects expenses we recognize in connection with share options and RSUs granted to our Covered Executives. See "Equity Awards" below.

(5) Share-based Compensation Expense for Mr. Gal reflects, in part, the Multi-Year Award (defined below). In accordance with the terms of his shareholder approved compensation package, no equity awards were granted to Mr. Gal in 2023.

Bonus Plans

We have a performance-based bonus plan that applies to our non-commission based employees, which includes each of the Company's office holders, other than Mr. Kumaraswami. This plan is based on our overall financial performance as well as individual performance. The measurements can change from year to year, typically based on one or more financial parameters, and may contain discretionary components. The plan is designed to satisfy the requirements of our Compensation Policy for Executive Officers and Directors and, with respect to Mr. Gal and Mr. Feldman, is applied in a way that is consistent with their shareholder approved compensation packages. The plan is reviewed and approved by our compensation committee and board of directors annually, as is any bonus payment made to an office holder under the plan.

Mr. Kumaraswami's entitlement to commissions is determined based on his satisfaction of predetermined performance metrics, which typically differ to those applicable to the company's performance-based bonus plan, set forth above. Mr. Kumaraswami's commission plan is reviewed and approved by our compensation committee and board of directors annually, as is any commission payment made to Mr. Kumaraswami pursuant to the plan.

Equity Awards

Share Options

No share options were granted to our directors or executive officers in 2023. As of December 31, 2023, share options to purchase 937,805 Class A ordinary shares granted to our directors and executive officers were outstanding under our equity incentive plans at a weighted average exercise price of \$2.51 per ordinary share.

The amounts underlying the share options granted to our office holders are expensed on a straight-line basis over the requisite service period which is generally four to five years.

Restricted Share Units

During the year ended December 31, 2023, our directors and executive officers were granted 1,526,147 RSUs under our equity incentive plans. In accordance with the terms of Mr. Gal's shareholder approved compensation package, no equity awards, including RSUs, were granted to our CEO in 2023. As of December 31, 2023, 9,012,942 RSUs granted to directors and executive officers were outstanding under our equity incentive plans, inclusive of the CEO Multi-Year Equity Award described below.

The amounts underlying the RSU awards granted to our Covered Executives that contain a performance-based vesting condition and a service-based vesting condition, will be expensed utilizing the accelerated attribution method over the requisite service period which is generally four to five years. As of December 31, 2023, the performance-based vesting condition underlying these awards (being the occurrence of our IPO in 2021) had been achieved and the service-based vesting condition underlying these awards had been partially achieved.

Assumptions and key variables used in the calculation of such amounts are described in Note 2 to our audited consolidated financial statements included in Item 18 of this Annual Report. All equity-based compensation grants to our Covered Executives were made in accordance with the parameters of our Company's compensation policy and were approved by the company's compensation committee and board of directors.

Certain Arrangements Upon Termination

Equity awards granted to our Covered Executives are subject to a "double trigger" full acceleration vesting mechanism upon Merger/Sale (as defined in the 2021 Share Incentive Plan). That is, shares do not automatically vest upon a Merger/Sale, as vesting requires two triggers: (i) Merger/Sale, as well as (ii) termination of employment without "cause" or voluntary termination for "good reason", in each case in connection with the Merger/Sale, and provided that such termination occurs in the three months prior to or the twelve months following such Merger/Sale. In addition, in the circumstances described above, our Covered Executives are entitled to receive severance payments in amounts equal to (i) one times their annual salary during the fiscal year in which the termination is effected, (ii) continuation for twelve months of health and social benefits, and (iii) a pro rata portion of their target bonus, if such bonus is earned with respect to the fiscal year in which the termination is effected.

Upon termination of employment without "cause" or voluntary termination for "good reason", not in connection with a Merger/Sale, our Chief Executive Officer, Chief Technology Officer, Chief Financial Officer and President of Worldwide Field Operations are each entitled to receive severance payments in amounts equal to (i) one times their annual salary during the fiscal year in which the termination is effected, and (ii) continuation for twelve months of health and social benefits.

CEO Multi-Year Equity Award

In July 2021, our board of directors and shareholders granted to our chief executive officer, Mr. Gal, a multi-year equity award, comprising 3,993,440 RSUs (the "Multi-Year Award"). The grant date fair value of the Multi-Year Award, which is the amount of share-based compensation expense that we recognize, is primarily determined based on the share price on the date the award was granted and is not based on our current share price. This amount is expensed utilizing the accelerated attribution method over the requisite service period of ten years. This method attributes higher expenses to the earlier periods of the

requisite service period. Mr. Gal's 2023 compensation, set forth above, in part reflects this Multi-Year Award.

The Multi-Year Award is structured so that meaningful value may only be realized upon the achievement of sustained and significant high performance levels. The award is divided into ten tranches that are eligible to vest based on the achievement of stock price goals, which range from \$26.67 to \$106.67, measured based on the average of our stock price over a trailing 60 trading day period during predefined performance periods, subject to Mr. Gal's continued employment as our chief executive officer through each such period. In order to earn all of the tranches, the stock price will have to be more than 5 times higher than the price at IPO. No tranches of the Multi-Year Award were earned or vested in 2023.

In addition to the service-based vesting condition, and market-based vesting condition, each described above, the Multi-Year Award is also subject to a performance-based vesting condition. The performance-based vesting condition underlying the Multi-Year Award was satisfied upon the occurrence of our IPO in 2021.

Director Compensation

On July 15, 2021, our shareholders approved a non-employee director compensation package, pursuant to which we pay each of our non-employee directors who (i) was appointed to our board of directors in connection with our initial public offering or otherwise joins our board of directors in the future, or (i) serves or will serve in the future on a committee of our board of directors, the following compensation:

Cash Compensation

We pay to each of our non-employee directors an annual cash retainer with respect to each twelve months of service on our board of directors in an amount of:

	Chairperson	Lead Independent Director	Member⁽¹⁾
Board of Directors	\$55,000	\$45,000	\$30,000 ⁽²⁾

(1) Payments to the Board Chairperson and Lead Independent Director are in lieu of (and not in addition to) the payment referenced for Board membership. In the case of service of less than a full twelve months, the annual fee shall be prorated with respect to the actual period of service.

(2) Ms. Ceran is entitled to receive an annual cash retainer with respect to each twelve months of service in an amount of \$50,000.

Additional fees with respect to each twelve months of service on committees of the board of directors in the amounts of:

	Chairperson	Member⁽¹⁾
Audit Committee	\$20,000	\$10,000
Compensation Committee	\$12,000	\$6,000
Nominating & Governance Committee	\$8,000	\$4,000
Other Committees as Authorized by the Board of Directors	\$8,000	\$4,000

(1) Payments to the committee chairpersons are in lieu of (and not in addition to) the payments referenced for committee membership. In case of service of less than a full twelve months period, the annual fee shall be prorated with respect to the actual period of service.

Notwithstanding the foregoing, individual directors may elect to opt out of, waive, or otherwise forego such cash compensation at their discretion. For the year ended December 31, 2023, Ms. Ceran received total cash compensation of \$74,000 in connection with her service on our board and board committees.

The remainder of our non-employee directors elected to waive 100% of the cash compensation payable to them in connection with their service on our board and board committees.

Equity-based Compensation

In addition, each of our non-employee directors is entitled to receive equity-based compensation as follows:

Welcome Grant: Each newly appointed or elected non-employee director shall be entitled to receive a one-time equity award under our 2021 Plan with a grant date fair market value of \$350,000. The Welcome Grant shall be granted within 90 days of the date of initial appointment or election to our board (unless a board meeting is not held during such time, in which case the grant will be made at the next board meeting following such period), and shall vest annually over a period of three years from such date, subject to the director's continued service through each vesting date.

Annual Grant: Each non-employee director shall be entitled to receive an equity award, on an annual basis, under our 2021 Plan (subject to their continued service through each applicable grant date) with a grant date fair market value of \$175,000. The Annual Grant shall be granted in conjunction with grants to our management, and shall vest on the first anniversary of the date of such grant, subject to each directors continued service through such date. No non-employee director shall receive an Annual Grant in the year in which they receive a Welcome Grant or prior to serving on our board for less than six months.

The Welcome Grant and the Annual Grants shall accelerate and fully vest upon the occurrence of Merger/Sale (as defined in the 2021 Plan) and a preceding or subsequent termination of service.

Notwithstanding the foregoing, individual directors may elect to opt out of, waive, or otherwise forego their entitlement to such equity compensation at their discretion. For the year ended December 31, 2023, Ms. Ceran received 100% of the equity compensation payable in connection with her service on our board and board committees (being an Annual Grant with a grant date fair market value of \$175,000). The remainder of our non-employee directors elected to waive 50% of the equity compensation payable in connection with their service on our board and board committees, and therefore received Annual Grants with grant date fair market values of \$87,500.

Employment and Consulting Agreements with Executive Officers

We have entered into written employment agreements with each of our executive officers. These agreements generally provide for notice periods of varying duration in connection with the termination of the relevant executive officer's employment by us or by the relevant executive officer, during which time the executive officer will continue to receive salary and benefits. These agreements also contain customary provisions regarding non-competition, non-solicitation, confidentiality of information and assignment of inventions. However, the enforceability of the non-competition provisions may be limited under applicable laws. We describe the compensation and severance arrangements with our executive officers above under "*Aggregate Compensation of Office Holders.*"

Directors' Service Contracts

Other than with respect to our directors that are also executive officers, there are no arrangements or understandings between us, on the one hand, and any of our directors, on the other hand, providing for benefits upon termination of their service as directors of the Company, except with respect to the acceleration of unvested equity grants upon the occurrence of a Merger/Sale (as defined in the 2021 Plan) and a preceding or subsequent termination of service, as described above under "*Aggregate Compensation of Office Holders.*"

Equity Incentive Plans

Amended and Restated 2013 Equity Incentive Plan

The 2013 Equity Incentive Plan, or the 2013 Plan, was adopted by our board of directors on July 3, 2013 and amended and restated on February 23, 2021. The 2013 Plan provided for the grant of equity-based incentive awards to our employees, directors, office holders, and consultants. The U.S. Sub-Plan to the 2013 Plan, which is to be read as a continuation of the 2013 Plan, was adopted by our board of directors on May 10, 2015 and amended and restated on February 23, 2021. The U.S. Sub-Plan governed equity-based incentive awards granted to our United States employees, directors, office holders and consultants, including those who are deemed to be residents of the United States for tax purposes.

We no longer grant any awards under the 2013 Plan as it was superseded by the 2021 Share Incentive Plan, or the 2021 Plan. Awards granted prior to the adoption of the 2021 Plan remain outstanding and are governed by the 2013 Plan.

Class A ordinary shares underlying outstanding awards under the 2013 Plan that expire, are cancelled, terminated, forfeited or which are settled in cash in lieu of issuance of shares or become unexercisable without having been exercised in full will become available again for future grant under the 2021 Plan. As of December 31, 2023, a total of 10,219,534 share options to purchase ordinary shares, with a weighted average exercise price of \$2.43 per share and 5,761,735 RSUs were outstanding under the 2013 Plan, including the U.S. Sub-Plan. Our board of directors, or a duly authorized committee of our board of directors, or the administrator, administers the 2013 Plan.

2021 Share Incentive Plan

We adopted the 2021 Plan, in connection with our IPO on July 15, 2021. The 2021 Plan provides for the grant of equity-based incentive awards to our employees, directors, office holders, service providers and consultants in order to incentivize them to increase their efforts on behalf of the Company and to promote the success of the Company's business. The 2021 Plan is administered by the compensation committee of our board of directors, which has the authority to amend and rescind rules and regulations relating to the 2021 Plan or terminate the 2021 Plan at any time before the expiration of its ten year term, as well as to approve the conversion, substitution, cancellation or suspension under and in accordance with the 2021 Plan of any or all option awards or Class A ordinary shares, and the authority to modify the option awards to eligible individuals who are foreign nationals or are individuals who are employed outside of Israel to recognize differences in local law, tax policy or custom, in order to effectuate the purposes of the 2021 Plan but without amending the 2021 Plan.

The maximum number of Class A ordinary shares available for issuance under the 2021 Plan is equal to the sum of (i) 13,951,037 Class A ordinary shares, plus (ii) an annual increase on the first day of each fiscal year beginning on January 1, 2022 and ending on and including January 1, 2031, equal to the lesser of (A) 5% of the total number of Class A ordinary shares outstanding as of the end of the last day of the immediately preceding calendar year (calculated on a fully diluted and as converted basis); and (B) such smaller number of Class A ordinary shares as is determined by our board of directors, if so determined prior to January 1 of the calendar year in which the increase will occur, plus (iii) any Class A ordinary shares underlying awards under the 2013 Plan as of July 15, 2021 which, following such date have expired, or were cancelled, terminated, forfeited or settled in cash in lieu of issuance of shares or became unexercisable without having been fully exercised. Notwithstanding the foregoing, no more than 13,951,037 Class A ordinary shares may be issued upon the exercise of "incentive stock options". If permitted by our board of directors, shares tendered to pay the exercise price or withholding tax obligations with respect to an award granted under the 2021 Plan or the 2013 Plan may again be available for issuance under the 2021 Plan. Our board of directors may also reduce the number of Class A ordinary shares reserved and available for issuance under the 2021 Plan in its discretion (provided that such reduction does not derogate from any issuance of Class A ordinary shares in respect of awards then outstanding). As of December 31, 2023, a total of 150,000 share options to purchase ordinary shares, with a weighted average exercise price of \$0.0003 per share and 16,149,528 RSUs were outstanding under the 2021 Plan. As of December 31, 2023, 8,766,560 ordinary shares were available for future issuance under the 2021 Plan. In accordance with (ii) above, the number of ordinary shares available for

future issuance under the 2021 Plan was increased by an additional 8,927,686 ordinary shares, effective as of January 1, 2024.

The 2021 Plan provides for the grant of awards under various tax regimes, including, without limitation, in compliance with Section 102 or Section 3(i) of the Israeli Income Tax Ordinance (New Version), 5721-1961, or the Ordinance, and for awards granted to our United States employees or service providers, including those who are deemed to be residents of the United States for tax purposes, Section 422 of the Internal Revenue Code of 1986, as amended, or the Code, and Section 409A of the Code.

The 2021 Plan provides for the grant of stock options (including “incentive stock options” and “non-qualified stock options”), Class A ordinary shares, restricted shares, RSUs, stock appreciation rights and other share-based awards.

Options granted under the 2021 Plan to Company employees who are U.S. residents may qualify as “incentive stock options” within the meaning of Section 422 of the Code, or may be “non-qualified stock options”. The exercise price of an option may not be less than the par value of the shares (if the shares bear a par value) for which such option is exercisable. The exercise price of an “incentive stock option” may not be less than 100% of the fair market value of the underlying share on the date of grant or such other amount as may be required pursuant to the Code, and in the case of “incentive stock options” granted to ten percent shareholders, not less than 110%.

2021 Employee Share Purchase Plan

We adopted the 2021 Employee Share Purchase Plan, or ESPP, in connection with our IPO on July 15, 2021, to enable eligible employees of the company and certain of its designated subsidiaries to use payroll deductions to purchase the company’s Class A ordinary shares and thereby acquire ownership interests in the company. Through the date hereof we have not effected any offering under the ESPP.

The ESPP is comprised of two distinct components: (1) the component intended to qualify for favorable U.S. federal tax treatment under Section 423 of the Code (the “Section 423 Component”) and (2) the component not intended to be tax qualified under Section 423 of the Code to facilitate participation for employees who are not eligible to benefit from favorable U.S. federal tax treatment and, to the extent applicable, to provide flexibility to comply with non-U.S. law and other considerations (the “Non-Section 423 Component”).

The maximum aggregate number of Class A ordinary shares that are available for sale under the ESPP is 3,742,961, or the ESPP Share Pool, subject to adjustments as provided for in the ESPP. In addition, on the first day of each calendar year beginning on January 1, 2022 and ending on and including January 1, 2031, the ESPP Share Pool shall be increased by that number of our Class A ordinary shares equal to the lesser of: (i) 1% of the total number of Class A ordinary shares outstanding as of the last day of the immediately preceding calendar year (calculated on a fully diluted as-converted basis); and (ii) such smaller number of Class A ordinary shares as may be determined by our board of directors. In no event will more than 3,742,961 Class A ordinary shares be available for issuance under the Section 423 Component.

As of December 31, 2023, the ESPP Share Pool consisted of 3,742,961 Class A ordinary shares. In accordance with (ii) above, our board of directors has determined not to increase the ESPP Share Pool as of January 1, 2024.

Unless otherwise determined by our board of directors, the compensation committee of our board of directors will administer the ESPP and has the authority to interpret the terms of the ESPP and determine eligibility under the ESPP and applicable law.

C. Board Practices

Corporate Governance Practices

In addition to NYSE listing rules and applicable provisions of U.S. securities laws, as an Israeli company, we are subject to various corporate governance requirements under the Companies Law related to matters including, the appointment of external directors (or, to the extent applicable, the provisions permitting us to opt-out of the requirement to appoint external directors), the composition of the audit committee and compensation committee of the board of directors, appointment of an internal auditor and certain approvals of interested party transactions.

As we are a “foreign private issuer” (as such term is defined in Rule 3b-4 under the Exchange Act), we are permitted to comply with certain Israeli corporate governance practices instead of the corporate governance rules of the NYSE, provided that we disclose which requirements we are not following and the equivalent Israeli requirement. As a result, we are exempt from, among other things, the rules prescribing the furnishing and contents of proxy statements. In addition, our officers, directors and principal shareholders are exempt from the reporting and short-swing profit and recovery provisions under Section 16 of the Exchange Act. They are, however, subject to the obligations to report changes in share ownership under Section 13 of the Exchange Act and related SEC rules.

In addition, as a “foreign private issuer”, we are not required under the Exchange Act to file periodic reports and financial statements with the SEC as frequently or as promptly as U.S. domestic issuers whose securities are registered under the Exchange Act. However, historically we have voluntarily filed financial statements and earnings announcements on Form 6-K on a quarterly basis broadly in line with reporting deadlines mandated for U.S. domestic issuers.

For more information regarding our corporate governance practices and “foreign private issuer” status, see Item 16G. “*Corporate Governance.*”

Board of Directors

Under the Companies Law and our amended and restated articles of association, our business and affairs are managed under the direction of our board of directors. Our board of directors may exercise all powers and may take all actions that are not specifically granted to our shareholders or to executive management. Our chief executive officer (referred to as a “general manager” under the Companies Law) is responsible for our day-to-day management. Our chief executive officer is appointed by, and serves at the discretion of, our board of directors, subject to the employment agreement that we have entered into with him. All other executive officers are appointed by the chief executive officer, subject to applicable corporate approvals, and are subject to the terms of any applicable employment or consulting agreements that we may enter into with them.

Under our amended and restated articles of association, the number of directors on our board of directors shall be no less than three and no more than eleven, divided into three classes with staggered three-year terms. Each class of directors consists, as nearly as possible, of one-third of the total number of directors constituting the entire board of directors. At each annual general meeting of our shareholders, the election or re-election of directors following the expiration of their current term of office will be for a further term of office that expires on the third annual general meeting following such election or re-election. Therefore, each year the term of office of only one class of directors will expire.

Our directors are divided among the three classes as follows:

- the Class I directors are Aaron Mankovski and Erez Shachar, and their terms expire at the annual meeting of shareholders to be held in 2025;
- the Class II directors are Assaf Feldman and Tanzeen Syed, and their terms expire at our annual meeting of shareholders to be held in 2026; and

- the Class III directors are Eido Gal, Eyal Kishon, and Jennifer Ceran, and their terms expire at our annual meeting of shareholders to be held in 2024.

Pursuant to our amended and restated articles of association, our directors are appointed by a simple majority vote of holders of our ordinary shares, participating and voting at an annual general meeting of our shareholders. Holders of our Class A ordinary shares and Class B ordinary shares vote together as a single class on the election of directors, with each Class A ordinary share entitled to one vote per share, and each Class B ordinary share entitled to ten votes per share. However, in the event of a contested election, (i) the method of calculation of the votes and the manner in which the resolutions will be presented to our shareholders at the general meeting shall be determined by our board of directors in its discretion, and (ii) in the event that our board of directors does not or is unable to make a determination on such matter, then the directors will be elected by a plurality of the voting power represented at the general meeting in person or by proxy and voting on the election of directors. Each director will hold office until the annual general meeting of our shareholders for the year in which such director's term expires, unless the tenure of such director expires earlier pursuant to the Companies Law or unless such director is removed from office as described below.

Under our amended and restated articles of association, the approval of the holders of at least 65% of the total voting power of our shareholders is generally required to remove any of our directors from office or amend the provision requiring the approval of at least 65% of the total voting power of our shareholders to remove any of our directors from office. In addition, vacancies on our board of directors may only be filled by a vote of a simple majority of the directors then in office. A director so appointed will hold office until the next annual general meeting of our shareholders for the election of the class of directors in respect of which the vacancy was created. In the case of a vacancy due to the number of directors being less than the maximum number of directors stated in our amended and restated articles of association, the new director filling the vacancy will serve until the next annual general meeting of our shareholders for the election of the class of directors to which such director was assigned by our board of directors.

Chairperson of the Board of Directors

Our amended and restated articles of association provide that the chairperson of the board of directors is appointed by the members of the board of directors from among them. Under the Companies Law, the chief executive officer of a public company, a relative of the chief executive officer or a person who is subordinated, directly or indirectly, to the chief executive officer, may not serve as the chairperson of the board of directors, and the chairperson of the board of directors, or a relative of the chairperson, may not be vested with authorities of the chief executive officer, or of persons who are subordinated to the chief executive officer, unless approved by a special majority of the company's shareholders.

The shareholders' approval can be effective for a period of five years following an initial public offering, and subsequently, for additional periods of up to three years.

During a special and annual general meeting of our shareholders prior to our IPO, our shareholders approved, by a special majority, the appointment of Mr. Gal as chairperson of our board of directors in addition to his role as our chief executive officer. Such appointment is valid for an initial term of five years from the closing of our IPO. Following such initial term, each renewal of the appointment of our chief executive officer as chairperson of the board of directors will be subject to shareholder approval by a special majority, as described above, and will be limited to a term of up to three years.

Lead Independent Director

For as long as the chairperson of our board of directors is a member of our management or is otherwise not independent pursuant to the NYSE rules, our board of directors may appoint a lead independent director. The lead independent director responsibilities include:

- presiding over all meetings of the board of directors at which the chairperson of the Board is not present, including any executive sessions of the independent directors;
- approving board of director meeting schedules and agendas; and
- acting as the liaison between the independent directors and the chief executive officer and chairperson of the board of directors.

As Mr. Gal is currently our chief executive officer and the chairperson of our board of directors, the members of our board of directors have elected Eyal Kishon to serve as the lead independent director.

External Directors

Under the Companies Law, companies incorporated under the laws of the State of Israel that are “public companies,” including companies with shares listed on the NYSE, are required to appoint at least two external directors. Pursuant to regulations promulgated under the Companies Law, companies with shares traded on certain U.S. stock exchanges, including the NYSE, which do not have a “controlling shareholder,” may, subject to certain conditions, “opt out” from the Companies Law requirements to appoint external directors and related Companies Law rules concerning the composition of the audit committee and compensation committee of the board of directors (other than the gender diversification rules under the Companies Law, which requires the appointment of a director from the other gender if, at the time a director is appointed, all members of the board of directors are of the same gender). In accordance with these regulations, we have elected to “opt out” from the Companies Law requirement to appoint external directors and related Companies Law rules concerning the composition of the audit committee and compensation committee of our board of directors.

The exemptions from such Companies Law requirements will continue to be available to us so long as: (i) we do not have a “controlling shareholder” (as such term is defined under the Companies Law), (ii) our shares are traded on certain U.S. stock exchanges, including the NYSE, and (iii) we comply with the director independence requirements and the audit committee and compensation committee composition requirements under U.S. laws (including applicable rules of the NYSE) applicable to U.S. domestic issuers.

Committees of our Board of Directors

Our board has three standing committees: an audit committee, a compensation committee and a nominating and governance committee. Each of these committees is governed by a charter that is consistent with applicable SEC and NYSE corporate governance rules and are available on our investor relations website at <http://ir.riskified.com>. The information contained on our website is not incorporated by reference in this Annual Report.

Audit Committee

Our audit committee consists of Jennifer Ceran, Eyal Kishon and Erez Shachar. Jennifer Ceran serves as the chairperson of the audit committee.

Companies Law Requirements

Under the Companies Law, the board of directors of a public company must appoint an audit committee, which must be comprised of at least three directors.

Listing Requirements

Under the corporate governance rules of the NYSE, we are required to maintain an audit committee consisting of at least three independent directors, each of whom is financially literate and one of whom has accounting or related financial management expertise.

All members of our audit committee meet the requirements for financial literacy under the applicable rules and regulations of the SEC and the corporate governance rules of the NYSE. Our board of directors has determined that Jennifer Ceran is an “audit committee financial expert” as defined by the SEC rules and has the requisite financial experience as defined by the corporate governance rules of the NYSE.

Our board of directors has determined that each member of our audit committee is “independent” as such term is defined in Rule 10A-3(b)(1) under the Exchange Act which is different from the general test for independence of board and committee members.

Audit Committee Role

Our board of directors has adopted an audit committee charter setting forth the responsibilities of the audit committee, which are consistent with the Companies Law, the SEC rules and the corporate governance rules of the NYSE and include:

- appointing, compensating, retaining and terminating our independent auditors, subject to ratification by our board of directors, and in the case of retention, to ratification by the shareholders;
- overseeing the work of our independent auditors;
- pre-approving audit and non-audit services to be provided by the independent auditors and related fees and terms;
- overseeing the accounting and financial reporting processes of the Company and audits of our consolidated financial statements and making such reports as may be required of an audit committee under the rules and regulations promulgated under the Exchange Act;
- reviewing with management and our independent auditor our annual and quarterly consolidated financial statements prior to publication or filing (or submission, as the case may be) to the SEC;
- recommending to the board of directors the retention and termination of the internal auditor, and the internal auditor's engagement fees and terms, in accordance with the Companies Law as well as approving the yearly or periodic work plan proposed by the internal auditor;
- evaluating the Company's compliance with applicable regulatory and legal requirements and overseeing management's measures and actions to mitigate any potential noncompliance with such requirements;
- identifying irregularities in our business administration, inter alia, by consulting with the internal auditor, and suggesting corrective measures to the board of directors;
- overseeing information technology, cybersecurity and data privacy related risks;
- reviewing policies and procedures with respect to transactions (other than transactions related to the compensation or terms of services) between the Company and officers and directors, or affiliates of officers or directors, or transactions that are not in the ordinary course of the Company's business and deciding whether to approve such acts and transactions if so required under the Companies Law; and
- establishing procedures for the handling of employees' complaints as to the management of our business and the protection to be provided to such employees.

Compensation Committee

Our compensation committee consists of Eyal Kishon, Tanzeen Syed, and Erez Shachar. Eyal Kishon serves as chairperson of the compensation committee.

Companies Law Requirements

Under the Companies Law, the board of directors of a public company must appoint a compensation committee, which must be comprised of at least three directors.

Listing Requirements

Under the corporate governance rules of the NYSE, we are required to maintain a compensation committee consisting of at least two independent directors.

Our board of directors has determined that each member of our compensation committee qualifies as independent under the corporate governance rules of the NYSE, including the additional independence requirements applicable to the members of a compensation committee.

Compensation Committee Role

In accordance with the Companies Law, the roles of the compensation committee are, among others, as follows:

- making recommendations to our board of directors with respect to the approval of the compensation policy for office holders and, once every three years, regarding any extensions to a compensation policy that was adopted for a period of more than three years;
- reviewing the implementation of the compensation policy and periodically making recommendations to our board of directors with respect to any amendments or updates of the compensation policy;
- resolving whether or not to approve arrangements with respect to the terms of office and employment of office holders; and
- exempting, under certain circumstances, a transaction with our chief executive officer from the approval of our shareholders.

Our board of directors has adopted a compensation committee charter setting forth the responsibilities of the committee, which are consistent with the corporate governance rules of the NYSE and include among others:

- recommending to our board of directors for its approval a compensation policy in accordance with the requirements of the Companies Law as well as other compensation policies, incentive-based compensation plans and equity-based compensation plans, and overseeing the development and implementation of such policies and recommending to our board of directors any amendments or modifications the committee deems appropriate, including as required under the Companies Law;
- reviewing and approving the granting of share options and other incentive awards to our chief executive officer and other executive officers, including reviewing and approving corporate goals and objectives relevant to the compensation of our chief executive officer and other executive officers, including evaluating their performance in light of such goals and objectives;
- approving and exempting certain transactions regarding office holders' compensation pursuant to the Companies Law;
- administering and overseeing compliance with our compensation recovery policy adopted in accordance with applicable SEC and NYSE rules; and
- administering our equity-based compensation plans, including, without limitation, approving the adoption of such plans, amending and interpreting such plans and the awards and agreements

issued pursuant thereto, and making awards to eligible persons under the plans and determining the terms of such awards.

Compensation Policy under the Companies Law

In general, under the Companies Law, a public company must have a compensation policy approved by the board of directors (after receiving and considering the recommendations of the compensation committee). In addition, our compensation policy must be approved at least once every three years, first, by our board of directors (upon the recommendation of our compensation committee), and second, by a simple majority of the shares present, in person or by proxy, and voting (excluding abstentions) at a general meeting of shareholders, provided that either:

- such majority includes at least a majority of the shares held by shareholders who are not controlling shareholders and shareholders who do not have personal interest in such compensation policy; or
- the total number of shares of non-controlling shareholders and shareholders who do not have a personal interest in the compensation policy and who vote against the policy does not exceed two percent (2%) of the aggregate voting rights in the Company.

Under special circumstances, the board of directors may approve the compensation policy despite the objection of the shareholders on the condition that the compensation committee and then the board of directors determine, on the basis of detailed grounds and after again discussing the compensation policy, that approval of the compensation policy, despite the objection of shareholders, is for the benefit of the company.

If a company that initially offers its securities to the public, like us, adopts a compensation policy in advance of its initial public offering, and describes it in its prospectus for such offering, then such compensation policy shall be deemed a validly adopted policy in accordance with the Companies Law requirements described above. Furthermore, if the compensation policy is established in accordance with the aforementioned relief, then it will remain in effect for a term of five years from the date such company becomes a public company.

The compensation policy must be based on certain considerations, include certain provisions and reference certain matters as set forth in the Companies Law. The compensation policy must serve as the basis for decisions concerning the financial terms of employment or engagement of office holders, including exculpation, insurance, indemnification or any monetary payment or obligation of payment in respect of employment or engagement. The compensation policy must be determined and later reevaluated according to certain factors, including: the advancement of the company's objectives, business plan and long-term strategy; the creation of appropriate incentives for office holders, while considering, among other things, the company's risk management policy; the size and the nature of the company's operations; and with respect to variable compensation, the contribution of the office holder towards the achievement of the company's long-term goals and the maximization of its profits, all with a long-term objective and according to the position of the office holder. The compensation policy must consider the following additional factors:

- the education, skills, experience, expertise and accomplishments of the relevant office holder;
- the office holder's position and responsibilities;
- prior compensation agreements with the office holder;
- the ratio between the cost of the terms of employment of an office holder and the cost of the employment of the other employees of the company, including employees employed through contractors who provide services to the company, in particular the ratio between such cost to the

average and median salary of such employees of the company, as well as the impact of disparities between them on the work relationships in the company;

- if the terms of employment include variable components - the possibility of reducing variable components at the discretion of the board of directors and the possibility of setting a limit on the value of non-cash variable equity-based components; and
- if the terms of employment include severance compensation - the term of employment or office of the office holder, the terms of the office holder's compensation during such period, the company's performance during such period, the office holder's individual contribution to the achievement of the company's goals and the maximization of its profits and the circumstances under which he or she is leaving the company.

The compensation policy must also include, among other things:

- with regards to variable components:
 - with the exception of office holders who report to the chief executive officer, a means of determining the variable components on the basis of long-term performance and measurable criteria; provided that the Company may determine that an immaterial part of the variable components of the compensation package of an office holder shall be awarded based on non-measurable criteria, or if such amount is not higher than three months' salary per annum, taking into account such office holder's contribution to the company; and
 - the ratio between variable and fixed components, as well as the limit of the values of variable components at the time of their payment, or in the case of equity-based compensation, at the time of grant.
- a clawback provision under which the office holder will return to the company, according to conditions to be set forth in the compensation policy, any amounts paid as part of the office holder's terms of employment, if such amounts were paid based on information later to be discovered to be wrong, and such information was restated in the company's financial statements;
- the minimum holding or vesting period of variable equity-based components to be set in the terms of office or employment, as applicable, while taking into consideration long-term incentives; and
- a limit to retirement grants.

Our compensation policy, which became effective upon the closing of our IPO, is designed to promote retention and motivation of directors and executive officers, incentivize superior individual excellence, align the interests of our directors and executive officers with our long-term performance and provide a risk management tool. To that end, a portion of our executive officer compensation package is targeted to reflect our short and long-term goals, as well as the executive officer's individual performance. On the other hand, our compensation policy includes measures designed to reduce the executive officer's incentives to take excessive risks that may harm us in the long-term, such as limits on the value of cash bonuses and equity-based compensation, limitations on the ratio between the variable and the total compensation of an executive officer and minimum vesting periods for equity-based compensation.

Our compensation policy also addresses our executive officers' individual characteristics (such as their respective position, education, scope of responsibilities and contribution to the attainment of our goals) as the basis for compensation variation among our executive officers and considers the internal ratios between compensation of our executive officers and directors and other employees. Pursuant to our compensation policy, the compensation that may be granted to an executive officer may include: base salary, annual bonuses and other cash bonuses (such as a signing bonus and special bonuses with

respect to any special achievements, such as outstanding personal achievement, outstanding personal effort or outstanding company performance), equity-based compensation, benefits and retirement and termination of service arrangements. All cash bonuses are limited to a maximum amount linked to the executive officer's base salary.

An annual cash bonus may be awarded to executive officers upon the attainment of pre-set periodic objectives and individual targets. The annual cash bonus that may be granted to our executive officers other than our chief executive officer will be based on performance objectives and a discretionary evaluation of the executive officer's overall performance by our chief executive officer and subject to minimum thresholds. The annual cash bonus that may be granted to executive officers other than our chief executive officer may alternatively be based entirely on a discretionary evaluation. Furthermore, our chief executive officer will be entitled to approve performance objectives for executive officers who report to him.

The measurable performance objectives of our chief executive officer will be determined annually by our compensation committee and board of directors. A non-material portion of the chief executive officer's annual cash bonus, as provided in our compensation policy, may be based on a discretionary evaluation of the chief executive officer's overall performance by the compensation committee and the board of directors.

The equity-based compensation under our compensation policy for our executive officers (including members of our board of directors) is designed in a manner consistent with the underlying objectives in determining the base salary and the annual cash bonus, with its main objectives being to enhance the alignment between the executive officers' interests with our long-term interests and those of our shareholders and to strengthen the retention and the motivation of executive officers in the long term.

Our compensation policy provides for executive officer compensation in the form of share options or other equity-based awards, such as restricted shares and RSUs, in accordance with our equity incentive plan then in place. All equity-based incentives granted to executive officers shall be subject to vesting periods in order to promote long-term retention of the awarded executive officers. The equity-based compensation shall be granted from time to time and be individually determined and awarded according to the performance, educational background, prior business experience, qualifications, role and the personal responsibilities of the executive officer.

In addition, our compensation policy contains compensation recovery provisions which allow us under certain conditions to recover bonuses paid in excess, enables our chief executive officer to approve an immaterial change in the terms of employment of an executive officer who reports directly to him (provided that the changes of the terms of employment are in accordance with our compensation policy) and allow us to exculpate, indemnify and insure our executive officers and directors to the maximum extent permitted by Israeli law subject to certain limitations set forth therein.

Our compensation policy also provides for compensation to the members of our board of directors as follows: (i) to the external directors, if elected, in accordance with the amounts provided in the Companies Regulations (Rules Regarding the Compensation and Expenses of an External Director), 5760-2000, as amended by the Companies Regulations (Relief for Public Companies Traded in Stock Exchange Outside of Israel), 5760-2000, as such regulations may be amended from time to time, and (ii) to the non-employee directors, in accordance with the amounts determined in our compensation policy.

Our compensation policy was approved by our board of directors and shareholders and became effective upon the closing of our IPO. Our compensation policy was subsequently amended by our board of directors (after receiving and considering the recommendations of the compensation committee) and shareholders in July 2022. Our compensation policy will remain in effect until August 2, 2026.

Nominating and Governance Committee

Our nominating and governance committee consists of Aaron Mankovski, Eyal Kishon, and Jennifer Ceran. Aaron Mankovski serves as chairperson of the nominating and governance committee. Our board of directors has adopted a nominating and governance committee charter setting forth the responsibilities of the committee, which includes:

- overseeing and assisting our board in reviewing and recommending nominees for election as directors;
- assessing the performance of the members of our board;
- overseeing our ESG programs, strategies, disclosures and stakeholder engagement, in coordination with other Board committees, as appropriate; and
- establishing and maintaining effective corporate governance policies and practices, including, but not limited to, developing and recommending to our board a set of corporate governance guidelines applicable to our business.

Internal Auditor

Under the Companies Law, the board of directors of a public company must appoint an internal auditor based on the recommendation of the audit committee. The role of the internal auditor is, among other things, to examine whether a company's actions comply with applicable law and orderly business procedure. Under the Companies Law, the internal auditor cannot be an interested party or an office holder or a relative of an interested party or an office holder, nor may the internal auditor be the company's independent auditor or its representative. An "interested party" is defined in the Companies Law as (i) a holder of 5% or more of the issued share capital or voting power in a company, (ii) any person or entity who has the right to designate one or more directors or to designate the chief executive officer of the Company or (iii) any person who serves as a director or as chief executive officer of the company.

As of December 31, 2023, Ms. Sharon Cohen, CPA from Brightman Almagor Zohar & Co., a firm in the Deloitte Global Network, is acting as our internal auditor.

Approval of Related Party Transactions under Israeli Law

Fiduciary Duties of Directors and Executive Officers

The Companies Law codifies the fiduciary duties that office holders owe to a company. An office holder is defined in the Companies Law as a general manager, chief business manager, deputy general manager, vice general manager, any other person assuming the responsibilities of any of these positions regardless of such person's title, a director and any other manager directly subordinate to the general manager. Each person listed in the table under "Item 6.A. *Directors, Senior Management and Employees —Directors and Senior Management*" is an office holder under the Companies Law.

An office holder's fiduciary duties consist of a duty of care and a duty of loyalty. The duty of care requires an office holder to act with the level of care with which a reasonable office holder in the same position would have acted under the same circumstances. The duty of loyalty requires that an office holder act in good faith and in the best interests of the company.

Under the Companies Law, a company may approve an act which would otherwise constitute a breach of the office holder's fiduciary duty, provided that the office holder acted in good faith, neither the act nor its approval harms the company and the office holder discloses his or her personal interest (if applicable) a sufficient time before the approval of such act. Any such approval is subject to the terms of the Companies Law setting forth, among other things, the appropriate bodies of the company required to provide such approval and the methods of obtaining such approval.

Disclosure of Personal Interests of an Office Holder and Approval of Certain Transactions

The Companies Law requires that an office holder promptly disclose to the board of directors any personal interest that such office holder may have and all related material information known to such office holder concerning any existing or proposed transaction with the company. A personal interest includes an interest of any person in an act or transaction of a company, including a personal interest of one's relative or of a corporate body in which such person or a relative of such person is a 5% or greater shareholder, director or general manager or in which such person has the right to appoint at least one director or the general manager, but excluding a personal interest stemming solely from one's ownership of shares in the company. A personal interest includes the personal interest of a person for whom the office holder holds a voting proxy or the personal interest of the office holder with respect to the officer holder's vote on behalf of a person for whom he or she holds a proxy even if such shareholder has no personal interest in the matter.

If it is determined that an office holder has a personal interest in a non-extraordinary transaction, meaning any transaction that is in the ordinary course of business, on market terms or that is not likely to have a material impact on the company's profitability, assets or liabilities, approval by the board of directors is required for the transaction unless the company's articles of association provide for a different method of approval. Any such transaction that is adverse to the company's interests may not be approved by the board of directors.

Our amended and restated articles of association provide that for non-extraordinary interested party transactions, the board of directors may delegate its approval, or may provide a general approval to certain types of non-extraordinary interested party transactions.

Approval first by the company's audit committee and subsequently by the board of directors is required for an extraordinary transaction (meaning any transaction that is not in the ordinary course of business, not on market terms or that is likely to have a material impact on the company's profitability, assets or liabilities) in which an office holder has a personal interest.

A director and any other office holder who has a personal interest in a transaction which is considered at a meeting of the board of directors or the audit committee may generally (unless it is with respect to a transaction which is not an extraordinary transaction) not be present at such a meeting or vote on that matter unless a majority of the directors or members of the audit committee, as applicable, have a personal interest in the matter. If a majority of the members of the audit committee or the board of directors have a personal interest in the matter, then all of the directors may participate in deliberations of the audit committee or board of directors, as applicable, with respect to such transaction and vote on the approval thereof and, in such case, shareholder approval is also required.

Certain disclosure and approval requirements apply under Israeli law to certain transactions with controlling shareholders, certain transactions in which a controlling shareholder has a personal interest and certain arrangements regarding the terms of service or employment of a controlling shareholder. For these purposes, a controlling shareholder is any shareholder that has the ability to direct the company's actions, including any shareholder holding 25% or more of the voting rights if no other shareholder owns more than 50% of the voting rights in the company. Two or more shareholders with a personal interest in the approval of the same transaction are deemed to be one shareholder.

For a description of the approvals required under Israeli law for compensation arrangements of officers and directors, see "Item 6.B. *Directors, Senior Management and Employees — Compensation.*"

Shareholder Duties

Pursuant to the Companies Law, a shareholder has a duty to act in good faith and in a customary manner toward the company and other shareholders and to refrain from abusing his or her power with respect to the company, including, among other things, in voting at a general meeting and at shareholder class meetings with respect to the following matters:

- an amendment to the company's articles of association (in addition to the approval of our board of directors, as required pursuant to our amended and restated articles of association);
- an increase of the company's authorized share capital;
- a merger; or
- interested party transactions that require shareholder approval.

In addition, a shareholder has a general duty to refrain from discriminating against other shareholders.

Certain shareholders also have a duty of fairness toward the company. These shareholders include any controlling shareholder, any shareholder who knows that it has the power to determine the outcome of a shareholder vote and any shareholder who has the power to appoint or to prevent the appointment of an office holder of the company or exercise any other rights available to it under the company's articles of association with respect to the company. The Companies Law does not define the substance of this duty of fairness, except to state that the remedies generally available upon a breach of contract will also apply in the event of a breach of the duty of fairness.

Exculpation, Insurance and Indemnification of Office Holders

Under the Companies Law, a company may not exculpate an office holder from liability for a breach of the duty of loyalty. An Israeli company may exculpate an office holder in advance from liability to the company, in whole or in part, for damages caused to the company as a result of a breach of duty of care but only if a provision authorizing such exculpation is included in its articles of association. Our amended and restated articles of association include such a provision. An Israeli company may not exculpate a director from liability arising out of a prohibited dividend or distribution to shareholders.

An Israeli company may indemnify an office holder in respect of the following liabilities and expenses incurred for acts performed as an office holder, either in advance of an event or following an event, provided a provision authorizing such indemnification is contained in its articles of association:

- a financial liability imposed on him or her in favor of another person pursuant to a judgment, including a settlement or arbitrator's award approved by a court. However, if an undertaking to indemnify an office holder with respect to such liability is provided in advance, then such an undertaking must be limited to events which, in the opinion of the board of directors, can be foreseen based on the company's activities when the undertaking to indemnify is given, and to an amount or according to criteria determined by the board of directors as reasonable under the circumstances, and such undertaking shall detail the abovementioned events and amount or criteria;
- reasonable litigation expenses, including legal fees, incurred by the office holder (1) as a result of an investigation or proceeding instituted against him or her by an authority authorized to conduct such investigation or proceeding, provided that (i) no indictment was filed against such office holder as a result of such investigation or proceeding; and (ii) no financial liability, such as a criminal penalty, was imposed upon him or her as a substitute for the criminal proceeding as a result of such investigation or proceeding or, if such financial liability was imposed, it was imposed with respect to an offense that does not require proof of criminal intent; and (2) in connection with a monetary sanction;
- reasonable litigation expenses, including legal fees, incurred by the office holder or imposed by a court in proceedings instituted against him or her by the company, on its behalf or by a third party or in connection with criminal proceedings in which the office holder was acquitted or as a result of a conviction for an offense that does not require proof of criminal intent; and

- expenses, including reasonable litigation expenses and legal fees, incurred by an office holder in relation to an administrative proceeding instituted against such office holder, or certain compensation payments made to an injured party imposed on an office holder by an administrative proceeding, pursuant to certain provisions of the Israeli Securities Law.

An Israeli company may insure an office holder against the following liabilities incurred for acts performed as an office holder if and to the extent provided in the company's articles of association:

- a breach of the duty of loyalty to the company, to the extent that the office holder acted in good faith and had a reasonable basis to believe that the act would not prejudice the company;
- a breach of the duty of care to the company or to a third-party, including a breach arising out of the negligent conduct of the office holder;
- a financial liability imposed on the office holder in favor of a third-party;
- a financial liability imposed on the office holder in favor of a third-party harmed by a breach in an administrative proceeding; and
- expenses, including reasonable litigation expenses and legal fees, incurred by the office holder as a result of an administrative proceeding instituted against him or her, pursuant to certain provisions of the Israeli Securities Law.

An Israeli company may not indemnify or insure an office holder against any of the following:

- a breach of the duty of loyalty, except to the extent that the office holder acted in good faith and had a reasonable basis to believe that the act would not prejudice the company;
- a breach of the duty of care committed intentionally or recklessly, excluding a breach arising out of the negligent conduct of the office holder;
- an act or omission committed with intent to derive illegal personal benefit; or
- a fine, monetary sanction or forfeit levied against the office holder.

Under the Companies Law, exculpation, indemnification and insurance of office holders must be approved by the compensation committee and the board of directors (and, with respect to directors and the chief executive officer, by the shareholders). However, under regulations promulgated under the Companies Law, the insurance of office holders shall not require shareholder approval and may be approved by only the compensation committee if the engagement terms are determined in accordance with the company's compensation policy, which was approved by the shareholders by the same special majority required to approve a compensation policy, provided that the insurance policy is on market terms and the insurance policy is not likely to materially impact the company's profitability, assets or obligations.

Our amended and restated articles of association allow us to exculpate, indemnify and insure our office holders for any liability imposed on them as a consequence of an act (including any omission) which was performed by virtue of being an office holder. Our office holders are currently covered by a directors and officers' liability insurance policy.

We have entered into agreements with each of our directors and executive officers exculpating them in advance, to the fullest extent permitted by law, from liability to us for damages caused to us as a result of a breach of duty of care, and undertaking to indemnify them to the fullest extent permitted by law. This indemnification is limited to events determined as foreseeable by the board of directors based on our activities, and to an amount or according to criteria determined by the board of directors as reasonable under the circumstances.

The maximum indemnification amount set forth in such agreements is limited to an amount equal to the higher of \$300,000,000, 25% of our total shareholders' equity (deficit) as reflected in our most recent consolidated financial statements prior to the date on which the indemnity payment is made (other than indemnification for an offering of securities to the public, including by a shareholder in a secondary offering, in which case the maximum indemnification amount is limited to the gross proceeds raised by us and/or any selling shareholder in such public offering) and 10% of our total market cap calculated based on the average closing price our Class A ordinary shares over the 30 trading days prior to the actual payment, multiplied by the total number of our issued and outstanding shares as of the date of the payment (other than indemnification for an offering of securities to the public, including by a shareholder in a secondary offering, in which case the maximum indemnification amount is limited to the gross proceeds raised by us and/or any selling shareholder in such public offering). The maximum amount set forth in such agreements is in addition to any amount paid (if paid) under insurance and/or by a third party pursuant to an indemnification arrangement.

In the opinion of the SEC, indemnification of directors and office holders for liabilities arising under the Securities Act, however, is against public policy and therefore unenforceable.

D. Employees

As of December 31, 2023, we had 742 employees worldwide, including 266 in research and development (as compared to 781 employees, including 288 in research and development, as of December 31, 2022). Of these employees, 693 are full-time employees and 49 are part-time employees. 509 of our employees are in Israel, 192 are in the United States, 12 are in Shanghai, People's Republic of China, and five are in Japan. As of December 31, 2023, we also engaged the services of 24 contractors through third-party professional employer organizations in the United Kingdom, Mexico, Brazil, Spain, Portugal, Australia, and Singapore.

With respect to our Israeli employees, Israeli labor laws govern the length of the workday and work week, minimum wages for employees, procedures for hiring and dismissing employees, determination of severance pay, annual leave, sick days, convalescence, advance notice of termination of employment, equal opportunity and anti-discrimination laws and other conditions of employment. Subject to certain exceptions, Israeli law generally requires severance pay upon the retirement, death or dismissal of an employee, without due cause, and requires us and our employees to make payments to the National Insurance Institute, which is similar to the U.S. Social Security Administration. Pursuant to Section 14 of the Israeli Severance Pay Law, 5723-1963, or Section 14, our employees in Israel, including executive officers and other key employees based in Israel, are entitled to monthly deposits, at a rate of 8.33% of their monthly salary, made in their name with insurance companies. Payments under Section 14 relieve us from any of the aforementioned future severance payment obligations with respect to those employees and, as such, we may only utilize the insurance policies for the purpose of disbursement of severance pay. As a result, we do not recognize an asset nor liability for these employees.

None of our employees work under any collective bargaining agreements. Extension orders issued by the Israeli Ministry of Economy and Industry apply to us and affect matters such as cost of living adjustments to salaries, length of working hours and week, recuperation pay, travel expenses and pension rights.

We have never experienced labor-related work stoppages or strikes and believe that our relations with our employees are satisfactory.

E. Share Ownership

For information regarding the share ownership of directors and officers, see Item 7.A. "*Major Shareholders and Related Party Transactions — Major Shareholders.*" For information regarding our equity incentive plans, see Item 6.B. "*Directors, Senior Management and Employees — Compensation — Equity Incentive Plans.*"

F. Disclosure of Registrant's Action to Recover Erroneously Awarded Compensation

None.

ITEM 7. MAJOR SHAREHOLDERS AND RELATED PARTY TRANSACTIONS

A. Major Shareholders

The following table sets forth information with respect to the beneficial ownership of our ordinary shares as of January 31, 2024 by:

- each person or entity known by us to own beneficially more than 5% of our outstanding shares;
- each of our directors and executive officers individually; and
- all of our executive officers and directors as a group.

For further information regarding material transactions between us and our major shareholders, see Item 7.B. "*Major Shareholders and Related Party Transactions — Related Party Transactions.*"

The number of ordinary shares beneficially owned by each entity, person or director is determined in accordance with the SEC rules, and the information is not necessarily indicative of beneficial ownership for any other purpose. Under such rules, beneficial ownership includes any ordinary shares over which a person has sole or shared voting power or investment power, or the right to receive economic benefit of ownership, as well as any ordinary shares subject to options, RSUs, warrants or other rights that are currently exercisable or exercisable within 60 days of January 31, 2024.

The percentage of outstanding ordinary shares is computed on the basis of 177,630,415 ordinary shares outstanding as of January 31, 2024, comprised of 128,095,751 Class A ordinary shares outstanding and 49,534,664 Class B ordinary shares outstanding.

Unless otherwise noted below, each shareholder's address is c/o Riskified Ltd., 220 5th Avenue, 2nd Floor, New York, New York 10001.

Name of Beneficial Owner	Class A Ordinary Shares		Class B Ordinary Shares ⁽¹⁾		Combined Voting Power
	Number	Percent	Number	Percent	
Principal Shareholders					
General Atlantic RK B.V. ⁽³⁾	5,324,998	4.2 %	10,649,996	21.5 %	17.9
Qumra Capital ⁽⁴⁾	3,429,987	2.7 %	6,859,974	13.8 %	11.6
Pitango Venture Capital ⁽⁵⁾	3,081,912	2.4 %	6,163,824	12.4 %	10.4
The Phoenix Holdings Ltd. ⁽⁶⁾	3,808,288	3.0 %	4,390,524	8.9 %	7.7
Genesis Partners ⁽⁷⁾	7,190,930	5.6 %	1,428,474	2.9 %	3.4
Capital World Investors ⁽⁸⁾	9,774,367	7.6 %	—	*	1.6
Directors and Executive Officers					
Eido Gal ⁽⁹⁾	4,770,613	3.7 %	9,113,300	18.4 %	15.4
Assaf Feldman ⁽¹⁰⁾	4,257,954	3.3 %	9,113,300	18.4 %	15.3
Erez Shachar ⁽¹¹⁾	3,450,422	2.7 %	6,859,974	13.8 %	11.6
Eyal Kishon ⁽¹²⁾	7,216,392	5.6 %	1,428,474	2.9 %	3.4
Jennifer Ceran ⁽¹³⁾	70,423	*	—	*	
Aaron Mankovski ⁽¹⁴⁾	25,462	*	—	*	
Tanzeen Syed ⁽¹⁵⁾	25,462	*	—	*	
Aglika Dotcheva ⁽¹⁶⁾	998,375	*	—	*	
Naama Ofek Arad ⁽¹⁷⁾	830,251	*	—	*	
Ravi Kumaraswami ⁽¹⁸⁾	535,086	*	—	*	
All executive officers and directors as a group (10 persons) ⁽¹⁹⁾	22,180,440	17.3 %	26,515,048	53.5 %	46.1

* Indicates beneficial ownership of less than 1%.

- (1) The Class B ordinary shares are convertible into Class A ordinary shares on a one-for-one basis, subject to customary conversion rate adjustments for share splits, share dividends and reclassifications. Beneficial ownership of Class B ordinary shares reflected in this table has not also been reflected as beneficial ownership of Class A ordinary shares into which such Class B ordinary shares may be converted.
- (2) The percentage under "Combined Voting Power" represents the voting power with respect to all of our Class A and Class B ordinary shares outstanding as of January 31, 2024, voting together as a single class. Holders of our Class A ordinary shares are entitled to one vote per share, and holders of our Class B ordinary shares are entitled to ten votes per share.
- (3) Based solely on information reported on a Schedule 13G on February 11, 2022, General Atlantic RK B.V. ("GA RK") has shared voting and dispositive power over 15,974,994 Class A ordinary shares, which consists of 5,324,998 Class A ordinary shares and 10,649,996 Class A ordinary shares issuable upon conversion, on a one-for-one basis, of an equivalent number of Class B ordinary shares held of record by GA RK. GA RK is a wholly owned subsidiary of General Atlantic Coöperatief U.A. ("GA Coop UA"). The members that share beneficial ownership of the shares held by GA RK through GA Coop UA are the following General Atlantic investment funds (the "GA Funds"): General Atlantic Partners (Bermuda IV, L.P. ("GAP Bermuda IV"), General Atlantic Partners (Bermuda) EU, L.P. ("GAP Bermuda EU") and General Atlantic Coöperatief, L.P. ("GA Coop LP"). The general partner of GAP Bermuda IV and GAP Bermuda EU is General Atlantic GenPar (Bermuda), L.P. ("GenPar Bermuda"). GAP (Bermuda) Limited ("GAP Bermuda") is the general partner of GenPar Bermuda and GA Coop LP. There are nine members of the Management Committee of GAP Bermuda (the "GA Management Committee"), GAP Bermuda, GenPar Bermuda, and the GA Funds (collectively, the "GA Group") are a "group" within the meaning of Rule 13d-5 of the Securities Exchange Act of 1934, as amended. The business address of the foregoing General Atlantic Entities (other than GA Coop UA) is Clarendon House, 2 Church Street, Hamilton HM 11, Bermuda. The mailing address of GA Coop UA is Raampluin 1, 106 XK, Amsterdam, The Netherlands. Each of the members of the GA Management Committee disclaims ownership of all such shares except to the extent that he has a pecuniary interest therein. Tanzeen Syed, one of our directors, is a Managing Director at GA RK, which manages funds that collectively own the Class A ordinary shares and Class B ordinary shares.
- (4) Based solely on information reported on a Schedule 13G on February 14, 2022, Qumra Capital I, L.P. ("Qumra Capital LP") has sole voting and dispositive power over 6,431,211 Class A ordinary shares, which consists of (i) 2,143,737 Class A ordinary shares; and (ii) an additional 4,287,474 Class A ordinary shares issuable upon conversion, on a one-for-one basis, of an equivalent number of Class B ordinary shares, held by Qumra Capital LP. Qumra Capital I Continuation Fund, L.P. ("Qumra Continuation LP") has sole voting and dispositive power over 3,858,750 Class A ordinary shares, which consists of (i) 1,286,250 Class A ordinary shares; and (ii) an additional 2,572,500 Class A ordinary shares issuable upon conversion, on a one-for-one basis, of an equivalent number of Class B ordinary shares, held by Qumra Continuation LP. Qumra Capital GP I, L.P. ("Qumra Capital GP"), Qumra Capital Israel I Ltd. ("Qumra Capital GP"), Erez Shachar ("Erez Shachar") and Boaz Dinte ("Boaz Dinte") each share voting and dispositive power over 10,289,961 Class A ordinary shares, which consists of (i) 3,429,987 Class A ordinary shares; and (ii) an additional 6,859,974 Class A ordinary shares issuable upon conversion, on a one-for-one basis, of an equivalent number of Class B ordinary shares, held by Qumra Capital LP and Qumra Continuation LP. Qumra Capital GP serves as the general partner for each of Qumra Capital LP and Qumra Continuation LP. Qumra Capital GP GP serves as the general partner for Qumra Capital GP. Erez Shachar, one of our directors, and Boaz Dinte each hold indirectly 50% of the outstanding equity interests of Qumra Capital GP and, therefore, possess ultimate shared voting and investment authority with respect to all ordinary shares beneficially owned by the Qumra entities. The business address of each Qumra entity and reporting individual is c/o Qumra Capital, 4 Haneviim St., Tel-Aviv, Israel.

- (5) Based solely on information reported on a Schedule 13G on February 14, 2022, Pitango Growth Fund I, L.P. has sole voting and dispositive power over 9,063,825 Class A ordinary shares, which consists of (i) 3,021,275 Class A ordinary shares; and (ii) an additional 6,042,550 Class A ordinary shares issuable upon conversion, on a one-for-one basis, of an equivalent number of Class B ordinary shares, held by Pitango Growth Fund I, L.P. Pitango Growth Principals Fund I, L.P. has sole voting and dispositive power over 181,911 Class A ordinary shares, which consists of (i) 60,637 Class A ordinary shares and (ii) an additional 121,274 Class A ordinary shares issuable upon conversion, on a one-for-one basis, of an equivalent number of Class B ordinary shares, held, in the aggregate, by Pitango Growth Fund I, L.P. and Pitango Growth Principals Fund I, L.P. Pitango G.E. Fund I, L.P. has shared voting and dispositive power over 9,245,736 Class A ordinary shares, which consists of (i) 3,081,912 Class A ordinary shares; and (ii) an additional 6,163,824 Class A ordinary shares issuable upon conversion, on a one-for-one basis, of an equivalent number of Class B ordinary shares, held in the aggregate, by Pitango Growth Fund I, L.P. and Pitango Growth Principals Fund I, L.P., for each of which Pitango G.E. Fund I, L.P. serves as the sole general partner. The partners of Pitango G.E. Fund I, L.P. are one individual and eight private companies that are each owned by one of the following individuals - Rami Beracha, Ayal Itzkovitz, Eyal Niv, Ittai Harel, Rami Kalish, Aaron Mankovski, one of our directors, Chemi Peres and Zeev Binman (the "Pitango Principals"). The Pitango Principals may therefore be deemed to possess shared voting and dispositive power with respect to all Class A ordinary shares and Class B ordinary shares held by the Pitango entities. The business address of each Pitango entity is 11 HaMenofim St., Building B, Herzliya, 4672562, Israel.
- (6) Based on information reported on a Schedule 13G/A filed on January 25, 2024 and information known to the Company as of January 31, 2024, The Phoenix Holdings Ltd. ("Phoenix Holdings") has shared voting and dispositive power over 8,198,812 Class A ordinary shares, which consists of (i) 3,808,288 Class A ordinary shares; and (ii) 4,390,524 Class A ordinary shares issuable upon conversion, on a one-for-one basis, of an equivalent number of Class B ordinary shares. The Class A ordinary shares reported by Phoenix Holdings are beneficially owned by various direct and indirect, majority or wholly-owned subsidiaries of Phoenix Holdings (the "Subsidiaries"). The Subsidiaries manage their own funds and/or the funds of others, including for holders of exchange-traded notes or various insurance policies, members of pension or provident funds, unit holders of mutual funds, and portfolio management clients. Each of the Subsidiaries operates under independent management and makes its own independent voting and investment decisions. The business address of Phoenix Holdings is Derech Hashalon 53, Givataim, 53454, Israel.
- (7) Based solely on information reported on a Schedule 13G/A on February 14, 2024, Genesis Partners IV L.P. ("Genesis IV") has sole voting power and sole dispositive power over 6,195,994 Class A ordinary shares. G.P.R. S.P.V 2 ("GPR") has sole voting power and sole dispositive power over 2,142,711 Class A ordinary shares, which consists of (i) 714,237 Class A ordinary shares; and (ii) an additional 1,428,474 Class A ordinary shares issuable upon conversion, on a one-for-one basis, of an equivalent number of Class B ordinary shares that are held by GPR. Genesis Partners IV Management ("Genesis Management") has (a) sole voting power and sole dispositive power over 280,699 Class A ordinary shares; and (b) shared voting power and shared dispositive power over all 8,338,705 Class A ordinary shares held by Genesis IV and GPR by virtue of its principals affiliation with GPR and by being the general partner of Genesis IV. Eyal Kishon, one of our directors, has shared voting power and shared dispositive power over all 8,619,404 ordinary shares held by Genesis IV, GPR and Genesis Management by virtue of serving as the managing partner of Genesis Management. The business address of Genesis IV, GPR, Genesis Management and Eyal Kishon is 13 Basel Street, Herzliya, 4666013, Israel.
- (8) Based solely on information reported on a Schedule 13G on February 9, 2024, Capital World Investors ("CWI") has sole voting power and sole dispositive power over 9,774,367 Class A ordinary shares. CWI is a division of Capital Research and Management Company ("CRMC"), as well as its investment management subsidiaries and affiliates Capital Bank and Trust Company, Capital International, Inc., Capital International Limited, Capital International Sarl, Capital International K.K., Capital Group Private Client Services, Inc., and Capital Group Investment Management Private Limited (together with CRMC, the "investment management entities"). CWI's divisions of each of the investment management entities collectively provide investment management services under the name "Capital World Investors." The business address of CWI is 333 South Hope Street, 55th Floor, Los Angeles, California 90071.
- (9) Represents for Mr. Gal, (a) 4,666,436 Class A ordinary shares, and 9,113,300 Class B ordinary shares held directly by Mr. Gal that are convertible, on a one-for-one basis, into Class A ordinary shares at his election within 60 days of January 31, 2024, and (b) 104,177 Class A ordinary shares underlying RSUs that will vest within 60 days of January 31, 2024, but excluding 798,688 Class A ordinary shares underlying tranches 1 and 2 of the Multi-Year Award, for which the vesting eligibility dates occurred on July 29, 2022 and July 29, 2023, respectively, and are therefore eligible to vest upon the satisfaction of the applicable share price targets. For further information related to the Multi-Year Award, see Item 6.B. "Directors, Senior Management and Employees - Compensation."
- (10) Represents for Mr. Feldman, (a) 4,205,866 Class A ordinary shares, and 9,113,300 Class B ordinary shares, which consists of (i) 1,016,316 Class A ordinary shares and 2,734,200 Class B ordinary shares, that are convertible, on a one-for-one basis, into Class A ordinary shares at his election within 60 days of January 31, 2024, held directly by Mr. Feldman, and (ii) 3,189,550 Class A ordinary shares, and 6,379,100 Class B ordinary shares, that are convertible, on a one-for-one basis, into Class A ordinary shares at his election within 60 days of January 31, 2024 held by Sundance NYC Holdings LLC, and (b) 52,088 Class A ordinary shares underlying RSUs that will vest within 60 days of January 31, 2024. Mr. Feldman is the manager of Sundance NYC Holdings LLC, and as such, may be deemed to share beneficial ownership over the securities held of record by Sundance NYC Holdings LLC.
- (11) Represents for Mr. Shachar, (a) 5,736 Class A ordinary shares held directly by Mr. Shachar; (b) 10,289,961 ordinary shares held by Qumra Capital identified in footnote (4) above by virtue of serving as a Managing Partner at Qumra Capital, which manages funds that collectively own such Class A ordinary shares and Class B ordinary shares; and (c) 14,699 Class A ordinary shares underlying RSUs that will vest within 60 days of January 31, 2024. Mr. Shachar disclaims beneficial ownership of the ordinary shares held by Qumra Capital, except to the extent of his pecuniary interest, if any, in such ordinary shares.
- (12) Represents for Dr. Kishon, (a) 10,763 Class A ordinary shares held directly by Dr. Kishon; (b) 8,619,404 ordinary shares held by Genesis IV, GPR and Genesis Management identified in footnote (7) above by virtue of serving as the Managing Partner of Genesis Management, which directly owns or manages funds that collectively own such Class A ordinary shares and Class B ordinary shares; and (c) 14,699 Class A ordinary shares underlying RSUs that will vest within 60 days of January 31, 2024. Dr. Kishon disclaims beneficial ownership of the ordinary shares held by Genesis Partners, except to the extent of his pecuniary interest, if any, in such ordinary shares.
- (13) Represents for Ms. Ceran, (a) 34,525 Class A ordinary shares held directly by Ms. Ceran, and (b) 35,898 Class A ordinary shares underlying RSUs that will vest within 60 days of January 31, 2024.
- (14) Represents for Mr. Mankovski, (a) 10,763 Class A ordinary shares held directly by Mr. Mankovski; and (b) 14,699 Class A ordinary shares underlying RSUs that will vest within 60 days of January 31, 2024; and does not include the Class A ordinary shares and Class B ordinary shares held by the Pitango entities identified in footnote (5) above. Mr. Mankovski is a Managing Partner at Pitango Venture Capital, which manages funds that collectively own Class A ordinary shares and Class B ordinary shares.
- (15) Represents for Mr. Syed, (a) 10,763 Class A ordinary shares held directly by Mr. Syed; and (b) 14,699 Class A ordinary shares underlying RSUs that will vest within 60 days of January 31, 2024; and does not include the Class A ordinary shares and Class B ordinary shares held of record by GA RK identified in footnote (3) above. Mr. Syed is a Managing Director at GA RK, which manages funds that collectively own such Class A ordinary shares and Class B ordinary shares.
- (16) Represents for Ms. Dotcheva, (a) 586,191 Class A ordinary shares held directly by Ms. Dotcheva, and (b) 412,184 Class A ordinary shares underlying options that are currently vested and exercisable or options and RSUs that will vest and become exercisable (as applicable) within 60 days of January 31, 2024.
- (17) Represents for Ms. Ofek Arad, (a) 310,440 Class A ordinary shares held directly by Ms. Ofek Arad, and (b) 519,811 Class A ordinary shares underlying options that are currently vested and exercisable or options and RSUs that will vest and become exercisable (as applicable) within 60 days of January 31, 2024.

- (18) Represents for Mr. Kumaraswami, (a) 394,008 Class A ordinary shares held directly by Mr. Kumaraswami, and (b) 141,078 Class A ordinary shares underlying RSUs that will vest within 60 days of January 31, 2024.
- (19) Includes 1,324,032 Class A ordinary shares underlying options that are currently vested and exercisable or options and RSUs that will vest and become exercisable (as applicable) within 60 days of January 31, 2024.

Registered Holders

As of January 31, 2024, our Class A ordinary shares were held by 23 record holders, including Cede & Co., the nominee of The Depository Trust Company, and our Class B ordinary shares were held by 16 record holders. Based on a review of the information provided to us by our transfer agent, (a) seven record holders, including Cede & Co., holding approximately 80.6% of our outstanding Class A ordinary shares held of record, were residents of the United States, and (b) five record holders, holding approximately 38.1% of our outstanding Class B ordinary shares held of record, were residents of the United States. The number of record holders in the United States is not representative of the number of beneficial holders nor is it representative of where such beneficial holders are resident since many of these ordinary shares were held by brokers or other nominees.

Significant Changes in Ownership

In June and September, 2023, Genesis Partners IV L.P. (“Genesis IV”) made a distribution-in-kind of a total of 22,062,992 Class A ordinary shares to its limited partners and 280,699 Class A ordinary shares to its general partner, Genesis Partners IV Management. In June and August, 2023 Genesis IV disposed of a total of 155,540 Class A ordinary shares by way of open-market sales. As a result, Genesis Partner’s combined voting power in the company decreased from 18.0% to 4.8% during the fiscal year ended December 31, 2023.

To our knowledge, other than as disclosed under this heading, in the table above, our other filings with the SEC and in this Annual Report, there has been no significant change in the percentage ownership held by any major shareholder during the past three years.

Voting Rights

Neither our major shareholders nor our directors and executive officers have different or special voting rights with respect to their ordinary shares, except that each Class A ordinary share is entitled to one vote per share and each Class B ordinary share is be entitled to ten votes per share. For additional information about our dual class share structure, see Exhibit 2.2 to this Annual Report.

Change in Control Arrangements

We are not aware of any arrangement that may at a subsequent date, result in a change of control of the Company.

B. Related Party Transactions

Our policy is to enter into transactions with related parties on terms that, on the whole, are no more or less favorable than those available from unaffiliated third parties. Based on our experience in the business sectors in which we operate and the terms of our transactions with unaffiliated third parties, we believe that all of the transactions described below met this policy standard at the time they occurred. The following includes, among other information, a description of related party transactions, including any presently proposed transactions, as defined under Item 7.B of Form 20-F, since January 1, 2023.

Rights of Appointment

Our current board of directors consists of seven directors. We are not a party to, and are not aware of, any voting agreements among our shareholders.

Registration Rights

Our amended and restated investors' rights agreement entitles certain of our shareholders to certain registration rights with respect to the registrable securities held by them. In accordance with this agreement, and subject to conditions listed below, the following entities which are affiliates of the company under U.S. securities laws are among those entitled to registration rights under the agreement: entities affiliated with each of Genesis Partners, General Atlantic, Pitango and Qumra, as well as our Chief Executive Officer (and individuals and entities affiliated with our Chief Executive Officer), and our Chief Technology Officer.

Form F-1 Demand Rights

The holders of at least 30% of the registrable securities then outstanding may request that we register all or a portion of their shares. Following the receipt of such request, we are required to give notice of the request to the other holders of registrable securities and offer them an opportunity to include their shares in the registration statement. Such request for registration must cover securities the aggregate offering price of which, after payment of the underwriting discount and commissions, would exceed \$5,000,000. We will not be required to effect more than two registrations on Form F-1 that have been declared effective. The Company has the right to defer such registration under certain circumstances.

Form F-3 Demand Rights

The holders of at least 15% of the registrable securities then outstanding can make a request that we register their shares on Form F-3 if we are qualified to file a registration statement on Form F-3 and if the offering price, after payment of the underwriting discount and commissions, would equal or exceed \$3,000,000. We will not be required to effect more than two registrations on Form F-3 within any 12-month period. We have the right to defer such registration under certain circumstances.

Piggyback Registration Rights

In the event that we propose to register any of our securities under the Securities Act, either for our own account or for the account of other security holders, in connection with such offering, certain holders of our registrable securities will be entitled to certain piggyback registration rights allowing the holder to include its registrable securities in such registration, subject to certain marketing and other limitations. As a result, whenever we propose to file a registration statement under the Securities Act, other than with respect to (i) a registration relating solely to the sale of securities to participants in a company stock plan, (ii) a registration relating to a corporate reorganization or other transaction listed in Rule 145 under the Securities Act, and (iii) a registration on any form that does not include substantially the same information as would be required to be included in a registration statement covering the sale of the registrable securities, the holders of these shares are entitled to notice of the registration and have the right, subject to certain limitations, to include their shares in the registration.

Agreements with Directors and Officers

Employment Agreements. We have entered into at-will employment agreements with each of our executive officers who works for us as an employee. These agreements each contain provisions regarding non-competition, confidentiality of information and assignment of inventions. The enforceability of covenants not to compete is subject to limitations.

The provisions of certain of our executive officers' employment agreements contain termination or change of control provisions. With respect to certain executive officers, either we or the executive officer may terminate his or her employment by giving advance written notice to the other party ranging from zero to three months. We may also terminate an executive officer's employment agreement for cause (as defined in the applicable employment agreement). We describe the arrangements with our executive officers under Item 6.B. "*Directors, Senior Management and Employees — Compensation.*"

Awards. Since our inception, we have granted share options to purchase our ordinary shares and/or RSUs to our employees and the board of directors. We describe our equity incentive plans under Item 6.B. “*Directors, Senior Management and Employees — Compensation.*”

Exculpation, Indemnification and Insurance. Our amended and restated articles of association permit us to exculpate, indemnify and insure certain of our directors and office holders to the fullest extent permitted by the Companies Law. We have entered into agreements with certain directors and office holders, exculpating them from a breach of their duty of care to us to the fullest extent permitted by law and undertaking to indemnify them to the fullest extent permitted by law, subject to certain exceptions, including with respect to liabilities resulting from the IPO to the extent that these liabilities are not covered by insurance. See Item 6.C. “*Directors, Senior Management and Employees — Board Practices—Exculpation, Insurance and Indemnification of Office Holders.*”

Warrant Agreement

On June 27, 2021, we entered into an amended SaaS Agreement (the “SaaS Agreement”) with Wayfair. The SaaS Agreement has a five-year term, with an option for the customer to terminate the SaaS Agreement following the three-year anniversary date.

In conjunction with the SaaS Agreement, we issued a warrant to Wayfair to purchase up to 499,500 Class A ordinary shares at an exercise price of \$0.007 per share, after giving effect to the Recapitalization (as defined in Note 2 to our audited consolidated financial statements included in Item 18 of this Annual Report). The warrant vests annually, in equal amounts, over a five-year period commencing on the effective date of the SaaS Agreement. Vesting during the first three years is contingent on the SaaS Agreement being in full force and effect in accordance with its terms and Wayfair not being in default or material breach under the terms of the SaaS Agreement, which includes Wayfair complying with certain volume commitments. Vesting during the last two years is contingent upon the vesting conditions being met during the first three years. As of December 31, 2023, 199,800 Class A ordinary shares issuable to Wayfair upon exercise of the warrant had vested and were therefore, exercisable.

The warrant is accounted for as consideration payable to a customer under ASC 606 and will reduce revenue as we recognize revenue under the SaaS Agreement over a period of five years in an aggregate amount of approximately \$8.0 million, which represents the grant date fair value of the warrant, and is calculated by using a straight-line interpolation between the most recent third-party valuation immediately preceding the grant date and \$19.00 (being the midpoint of the price range set forth on the cover page of our preliminary IPO prospectus, as filed with the SEC on July 28, 2021).

The Class A ordinary shares issuable to Wayfair upon exercise of the warrant are entitled to certain registration rights under the Investors’ Rights Agreement as described in greater detail above in the section titled “*Related Party Transactions — Registration Rights.*”

C. Interests of Experts and Counsel

Not applicable.

ITEM 8. FINANCIAL INFORMATION

A. Consolidated Statements and Other Financial Information

Consolidated Financial Statements

See Item 18. “*Financial Statements.*”

Legal and Arbitration Proceedings

From time to time, we are involved in claims and legal proceedings related to claims incidental to or arising from our operations.

In May 2022, a putative securities class action complaint was filed in federal court in the United States by certain of our shareholders against us, certain of our current and former officers and directors, and our underwriters alleging violations of the Securities Act in connection with our IPO-related disclosures, and seeking unspecified damages. The lawsuit was captioned *In re Riskified Ltd. Securities Litigation*, 22 Civ. 3545 (DLC) (S.D.N.Y.). Plaintiffs filed an amended complaint on September 15, 2022. We moved to dismiss the amended complaint on October 28, 2022. On June 2, 2023, the Court granted our motion to dismiss the complaint in its entirety, with prejudice. The deadline to appeal has passed and the judgment is now final.

We are not currently a party to any legal proceedings that, if determined adversely to us, would, in our opinion, be likely to have a significant effect on our financial position or profitability.

Dividend Policy

We do not anticipate paying any dividends in the foreseeable future. We currently intend to retain future earnings, if any, to finance operations and expand our business. Our board of directors has sole discretion in whether to pay dividends. If our board of directors decides to pay dividends, the form, frequency, and amount will depend upon our future operations and earnings, capital requirements and surplus, general financial condition, contractual restrictions, and other factors that our directors may deem relevant.

For the years ended December 31, 2023, December 31, 2022 and December 31, 2021, we did not pay any dividends.

The Companies Law imposes restrictions on our ability to declare and pay dividends.

Payment of dividends may be subject to Israeli withholding taxes. See Item 10.E “*Taxation — Israeli Tax Considerations*” for additional information.

B. Significant Changes

None.

ITEM 9. THE OFFER AND LISTING

A. Offer and Listing Details

Our Class A ordinary shares commenced trading on the NYSE on July 29, 2021 under the symbol “RSKD.” Prior to this, no public market existed for our Class A ordinary shares. Our Class B ordinary shares are neither listed nor publicly traded.

B. Plan of Distribution

Not applicable.

C. Markets

See “— *Offer and Listing Details*” above.

D. Selling Shareholders

Not Applicable.

E. Dilution

Not applicable.

F. Expenses of the Issue

Not applicable.

ITEM 10. ADDITIONAL INFORMATION

A. Share Capital

Not applicable.

B. Memorandum and Articles of Association

A copy of our amended and restated articles of association is attached as Exhibit 1.1 to this Annual Report. The information called for by this Item is set forth in Exhibit 2.2 to this Annual Report and is incorporated by reference herein.

C. Material Contracts

Except as otherwise disclosed in this Annual Report (including the Exhibits), we are not currently, nor have we been for the two years immediately preceding the date of this Annual Report, party to any material contract, other than contracts entered into in the ordinary course of business:

- [Form of Indemnification Agreement entered into by and between the Registrant and each director and executive officer \(incorporated by reference to Exhibit 10.1 to the Company's Registration Statement on Form F-1 \(File No. 333-257603\) filed with the SEC on July 19, 2021\). See Item 6, "Directors, Senior Management and Employees" for more information about this document.](#)
- [Amended and Restated 2013 Equity Incentive Plan \(incorporated by reference to Exhibit 10.2 to the Company's Registration Statement on Form F-1 \(File No. 333-257603\) filed with the SEC on July 1, 2021\). See Item 6, "Directors, Senior Management and Employees" for more information about this document.](#)
- [Amended and Restated U.S. Sub-Plan to the 2013 Equity Incentive Plan \(incorporated by reference to Exhibit 10.3 to the Company's Registration Statement on Form F-1 \(File No. 333-257603\) filed with the SEC on July 1, 2021\). See Item 6, "Directors, Senior Management and Employees" for more information about this document.](#)
- [2021 Share Incentive Plan \(incorporated by reference to Exhibit 10.4 to the Company's Registration Statement on Form F-1 \(File No. 333-257603\) filed with the SEC on July 19, 2021\). See Item 6 "Directors, Senior Management and Employees" for more information about this document.](#)
- [Amended and Restated Compensation Policy for Executive Officers and Directors \(incorporated by reference to Exhibit 4.5 to the Company's Annual Report on Form 20-F \(File No. 001-40692\) filed with the SEC on February 24, 2023\). See Item 6, "Directors, Senior Management and Employees" for more information about this document.](#)
- [2021 Employee Share Purchase Plan \(incorporated by reference to Exhibit 10.6 to the Company's Registration Statement on Form F-1 \(File No. 333-257603\) filed with the SEC on July 19, 2021\). See Item 6, "Directors, Senior Management and Employees" for more information about this document.](#)
- [2021 Amended and Restated Investors' Rights Agreement dated as of July 18, 2021, by and among the Registrant and the parties named in Schedule A thereto \(incorporated by reference to Exhibit 4.2 to the Company's Registration Statement on Form F-1 \(File No. 333-257603\) filed with the SEC on July 19, 2021\). See Item 7.B. "Related Party Transactions — Registration Rights" for more information about this document.](#)
- [Share Purchase Warrant issued to Wayfair LLC, dated as of June 21, 2021, by and between the Registrant and Wayfair LLC \(incorporated by reference to Exhibit 4.5 to the Company's Registration Statement on Form F-1 \(File No. 333-257603\) filed with the SEC on July 1, 2021\).](#)

[See Item 7.B. "Related Party Transactions — Warrant Agreement" for more information about this document.](#)

D. Exchange Controls

There are currently no Israeli currency control restrictions on remittances of dividends on our ordinary shares, proceeds from the sale of the ordinary shares or interest or other payments to non-residents of Israel, except for shareholders who are subjects of countries that are, have been, or will be, in a state of war with Israel.

E. Taxation

The following description is not intended to constitute a complete analysis of all tax consequences relating to the acquisition, ownership and disposition of our Class A ordinary shares. You should consult your own tax advisor concerning the tax consequences of your particular situation, as well as any tax consequences that may arise under the laws of any state, local, foreign or other taxing jurisdiction.

Israeli Tax Considerations

The following is a brief summary of the material Israeli tax laws applicable to us. This section also contains a discussion of material Israeli tax consequences concerning the ownership and disposition of our Class A ordinary shares purchased or held by investors. This summary does not discuss all the aspects of Israeli tax law that may be relevant to a particular investor in light of his or her personal investment circumstances or to some types of investors subject to special treatment under Israeli law. Examples of such investors include residents of Israel, traders in securities, not for profit organizations, pension funds and other exempt institutional investors, partnerships and other transparent entities, individuals under the tax regime for "new immigrants" or "returning residents" and other taxpayers who are subject to special tax regimes not covered in this discussion. To the extent that the discussion is based on new tax legislation that has not yet been subject to judicial or administrative interpretation, we cannot assure you that the appropriate tax authorities or the courts will accept the views expressed in this discussion. The discussion below is subject to change, including due to amendments under Israeli law or changes to the applicable judicial or administrative interpretations of Israeli law, which change could affect the tax consequences described below. The discussion should not be construed as legal or professional tax advice and does not cover all possible tax considerations.

General Corporate Tax Structure in Israel

Israeli resident companies are generally subject to corporate tax on their taxable income. The current corporate tax rate is 23%. Capital gains derived by an Israeli company are generally subject to the prevailing corporate tax rate.

Notwithstanding the aforementioned, the effective tax rate payable by a company that derives income from a "Preferred Enterprise", a "Special Preferred Enterprise", a "Preferred Technology Enterprise" or a "Special Preferred Technology Enterprise" as further discussed below, may be considerably lower. See "*Law for the Encouragement of Capital Investments*" in this Item below.

Tax Benefits and Grants for Research and Development

Israeli tax law allows, under certain conditions, a tax deduction for expenditures, including capital expenditures, related to scientific research and development in the fields of industry, agriculture, transportation, or energy for the year in which they are incurred. Expenditures are deemed related to scientific research and development projects, if:

- the expenditures are approved by the relevant Israeli government ministry, determined by the field of research;
- the research and development must be for the promotion of the company; and

- the research and development are carried out by or on behalf of the company seeking such tax deduction, or that the expenditure is made by a person that carries out the research and does not own an enterprise which is engaged in the field of research, or that such expenditure constitutes a participation in a research carried out by another person, in both cases, subject to the fulfillment of certain criteria set forth in the Israeli tax law.

The amount of such deductible expenses is reduced by the sum of any funds received through government grants for the finance of such scientific research and development projects. Under these research and development deduction rules, no deduction is allowed for any expense invested in an asset depreciable under the general depreciation rules of the Ordinance. Expenditures that do not qualify for this special deduction are deductible in equal amounts over three years.

From time to time we may apply to the Israel Innovation Authority for approval to allow a tax deduction for all research and development expenses during the year incurred. There can be no assurance that such approval will be granted.

Law for the Encouragement of Industry (Taxes), 5729-1969

The Law for the Encouragement of Industry (Taxes), 5729-1969, generally referred to as the Industry Encouragement Law, provides several tax benefits for "Industrial Companies."

The Industry Encouragement Law defines an "Industrial Company" as an Israeli resident company which was incorporated in Israel, of which 90% or more of its income in any tax year, other than income from certain government loans, is derived from an "Industrial Enterprise" owned by it and located in Israel or in the "Area", in accordance with the definition in the section 3A of the Ordinance. An "Industrial Enterprise" is defined as an enterprise, which is held by an Industrial Company, whose principal activity in a given tax year is industrial production.

The following tax benefits, among others, are available to Industrial Companies:

- amortization of the cost of purchased know-how, patents and rights to use a patent and know-how which are used for the development or promotion of the Industrial Enterprise, over an eight-year period commencing on the year in which such rights were first exercised;
- under limited conditions, an election to file consolidated tax returns together with Israeli Industrial Companies controlled by it; and
- expenses related to a public offering of shares in a stock exchange are deductible in equal amounts over three years commencing on the year of offering.

Eligibility for benefits under the Industry Encouragement Law is not contingent upon the approval of any governmental authority. We believe that we generally qualify as an Industrial Company within the meaning of the Industry Encouragement Law. The Israel Tax Authority may determine that we do not qualify as an Industrial Company, which could entail our loss of the benefits that relate to this status. There can be no assurance that we will continue to qualify as an Industrial Company or that the benefits described above will be available in the future.

Law for the Encouragement of Capital Investments, 5719-1959

The Law for the Encouragement of Capital Investments, 5719-1959, or the Investment Law, provides certain incentives for capital investment in a production facility (or other eligible assets). Generally, an investment program that is implemented in accordance with the provisions of the Investment Law, is entitled to benefits. These benefits may include cash grants from the Israeli government and tax benefits, based upon, among other things, the geographic location in Israel of the facility in which the investment is made.

The Investment Law has been amended several times over the recent years, with the most significant changes which may be relevant to us effective as of January 1, 2011, or the 2011 Amendment, and as of January 1, 2017, or the 2017 Amendment. The 2011 Amendment introduced new benefits instead of the benefits granted in accordance with the provisions of the Investment Law prior to the 2011 Amendment. However, generally speaking, companies entitled to benefits under the Investment Law as in effect up to January 1, 2011 were entitled to choose to continue to enjoy such benefits, provided that certain conditions are met, or elect instead, irrevocably, to forego such benefits and elect the benefits of the 2011 Amendment. The 2017 Amendment introduces new benefits for Technological Enterprises, alongside the existing tax benefits.

The Preferred Enterprise Regime - The 2011 Amendment

The 2011 Amendment canceled the availability of the benefits granted in accordance with the provisions of the Investment Law prior to 2011 and, instead, introduced new benefits for income generated by a "Preferred Company" through its "Preferred Enterprise" (as such terms are defined in the Investment Law) as of January 1, 2011.

From 2017, and thereafter, the corporate tax rate for a Preferred Enterprise which is located in development zone A is 7.5%, while the reduced corporate tax rate for Preferred Enterprises located in other areas in Israel is 16%. Income derived by a 'Special Preferred Enterprise' (as such term is defined in the Investment Law) may be entitled to further reduced rates.

Dividends paid to shareholders out of preferred income attributed to a Preferred Enterprise are generally subject to withholding tax at source at a rate of 20% or such lower rate as may be provided in an applicable tax treaty (subject to the receipt in advance of a valid certificate from the Israel Tax Authority, or the ITA, allowing for the reduced tax rate). However, if such dividends are paid to an Israeli company, no tax is required to be withheld (although, if such dividends are subsequently distributed to individuals or a non-Israeli company, the aforesaid will apply).

The New Technological Enterprise Incentives Regime—the 2017 Amendment

The 2017 Amendment provides new tax benefits for two types of "Technology Enterprises", as described below, and is in addition to the other existing tax beneficial programs under the Investment Law.

The incentives regime will apply to "Preferred Technology Enterprises," or PTE, that meet certain conditions, including: (1) the R&D expenses in the three years preceding the tax year were on average at least 7% out of the company's turnover, or exceeded NIS 75 million for a year; and (2) one of the following: (a) at least 20% of the workforce (or at least 200 employees) are employees whose full salary has been paid and reported in the company's financial statements as R&D expenses; (b) a venture capital fund invested at least NIS 8 million in the company and the company did not change its line of business subsequent to such investment; (c) growth in turnover by an average of 25% or more over the three years preceding the tax year, provided that the turnover was at least NIS 10 million, in the tax year and in each of the preceding three years; or (d) growth in workforce by an average of 25% or more over the three years preceding the tax year, provided that the company employed at least 50 employees, in the tax year and in each of the preceding three years.

A "Special Preferred Technology Enterprise" is an enterprise that meets conditions 1 and 2 in the preceding paragraph, and in addition is part of a group that has total annual consolidated revenues above NIS 10 billion.

PTE will be subject to a reduced corporate tax rate of 12% on its income that qualifies as "Preferred Technology Income", as defined in the Investment Law. The tax rate is further reduced to 7.5% for a Preferred Technology Enterprise located in development zone A. These corporate tax rates shall apply only with respect to the portion of income attributed to the intellectual property developed in Israel. In addition, a Preferred Technology Company will enjoy a reduced corporate tax rate of 12% on capital gain

derived from the sale of certain "Benefited Intangible Assets" (as defined in the Investment Law) to a related foreign company if the Benefited Intangible Assets were acquired from a foreign company on or after January 1, 2017 for at least NIS 200 million, and the sale receives prior approval from the National Authority for Technological Innovation (previously known as the Israeli Office of the Chief Scientist), or IIA. Special Preferred Technology Enterprises will be subject to 6% on "Preferred Technology Income" regardless of the company's geographic location within Israel. In addition, a Special Preferred Technology Enterprise will enjoy a reduced corporate tax rate of 6% on capital gain derived from the sale of certain "Benefited Intangible Assets" to a related foreign company if the Benefited Intangible Assets were either developed by the Special Preferred Enterprise or acquired from a foreign company on or after January 1, 2017, and the sale received prior approval from IIA. A Special Preferred Technology Enterprise that acquires Benefited Intangible Assets from a foreign company for more than NIS 500 million, will be eligible for these benefits for at least ten years, subject to certain approvals as specified in the Investment Law.

Dividends distributed by a PTE or a Special Preferred Technology Enterprise, paid out of Preferred Technology Income, are generally subject to withholding tax at source at the rate of 20% (in the case of non-Israeli shareholders - subject to the receipt in advance of a valid certificate from the ITA allowing for the reduced tax rate of 20% or such lower rate as may be provided in an applicable tax treaty). However, if such dividends are paid to an Israeli company, no tax is required to be withheld (although, if such dividends are subsequently distributed to individuals or a non-Israeli company, the aforesaid will apply). If such dividends are distributed to a parent non-Israeli company holding, solely or together with other non-Israeli companies, at least 90% of the shares of the distributing company and other conditions are met, the withholding tax rate will be 4% (or a lower rate under a tax treaty, if applicable, subject to the receipt in advance of a valid certificate from the ITA allowing for a reduced tax rate).

Currently, the Company has not exhausted the tax benefits that it might be eligible for as a Preferred Technology Enterprise or a Special Preferred Technology Enterprise under the 2017 Amendment.

Taxation of our Shareholders

Capital Gains Taxes

Israeli capital gains tax is imposed on the disposition of capital assets by an Israeli resident and on the disposition of such assets by a non-Israeli resident if those assets are either (i) located in Israel, (ii) shares or a right to shares in an Israeli resident corporation, or (iii) represent, directly or indirectly, rights to assets located in Israel, unless a specific exemption applies or a tax treaty between Israel and the seller's country of residence provides otherwise. The Israeli tax law distinguishes between "Real Capital Gain" and "Inflationary Surplus." Inflationary Surplus is a portion of the total capital gain which is equivalent to the increase in the relevant asset's price that is attributable to the increase in the Israeli Consumer Price Index or, in certain circumstances, a foreign currency exchange rate, between the date of purchase and the date of disposition. Inflationary Surplus with respect to our shares purchased after being listed is currently not subject to tax in Israel. Real Capital Gain is the excess of the total capital gain over the Inflationary Surplus. Generally, Real Capital Gain accrued by individuals on the sale of our ordinary shares will be taxed at the rate of 25% (for any asset other than shares that are listed on a stock exchange purchased on or after January 1, 2003, the portion of the gain generated up to December 31, 2011 will be subject to the previous capital gains tax rates - 20% or 25% in case of a substantial shareholder as described below). However, if the shareholder is a "substantial shareholder" at the time of sale or at any time during the preceding 12- month period, the tax on such gain will be taxed at the rate of 30%. A "substantial shareholder" is generally a person who alone or together with such person's relative or another person who collaborates with such person on a permanent basis based on a contract, holds, directly or indirectly, at least 10% of any of the "means of control" of the corporation. "Means of control" generally include the right to vote, receive profits, nominate a director or an executive officer, receive assets upon liquidation, or order someone who holds any of the aforesaid rights how to act, regardless of the source of such right. Real Capital Gain derived by corporations will be generally subject to the ordinary corporate tax rate of 23% (in 2022 and 2023).

Individual and corporate shareholders dealing in securities in Israel are taxed at the tax rates applicable to business income - 23% for corporations in 2022 and 2023 and a marginal tax rate of up to 47% for an individual in 2022 and 2023 unless the benefiting provisions of an applicable treaty applies.

Notwithstanding the foregoing, a non-Israeli resident who derives capital gains from the sale of shares of an Israeli resident company that were purchased after the company was listed for trading on a stock exchange outside of Israel may be exempt under Israeli tax law from Israeli capital gains tax so long as the capital gain is not attributed to a permanent establishment that the non-Israeli resident maintains in Israel and so long as neither the shareholder nor the particular capital gain is otherwise subject to the Israeli Income Tax Law (Inflationary Adjustments) 5745-1985. However, non-Israeli corporations will not be entitled to the foregoing exemption if Israeli residents (i) have a controlling interest, directly or indirectly, alone or together with another (i.e., together with a relative, or together with someone who is not a relative but with whom, according to an agreement, there is regular cooperation in material matters of the company, directly or indirectly), or together with another Israeli resident, of more than 25% in any of the means of control of such non-Israeli corporation or (ii) are the beneficiaries of, or are entitled to, 25% or more of the revenues or profits of such non-Israeli corporation, whether directly or indirectly.

In addition, such exemption is not applicable to a person whose gains from selling or disposing the shares are deemed to be business income.

Additionally, a sale of securities by a non-Israeli resident may be exempt from Israeli capital gains tax under the provisions of an applicable tax treaty. For example, under the tax treaty between the Government of the United States of America and the Government of the State of Israel with respect to Taxes on Income, as amended, or the United States-Israel Tax Treaty, the sale, exchange or other disposition of shares by a shareholder who is a United States resident (for purposes of the treaty) holding the shares as a capital asset and is entitled to claim the benefits afforded to such a resident by the United States-Israel Tax Treaty, or a Treaty U.S. Resident, is generally exempt from Israeli capital gains tax unless: (i) the capital gain arising from such sale, exchange or disposition is attributed to real estate located in Israel; (ii) the capital gain arising from such sale, exchange or disposition is attributed to royalties; (iii) the capital gain arising from the such sale, exchange or disposition is attributed to a permanent establishment of the Treaty U.S. Resident which is maintained in Israel, under certain terms; (iv) such Treaty U.S. Resident holds, directly or indirectly, shares representing 10% or more of the voting capital during any part of the 12-month period preceding the disposition, subject to certain conditions; or (v) such Treaty U.S. Resident is an individual and was present in Israel for 183 days or more in the aggregate during the relevant taxable year. In any such case, the sale, exchange or disposition of such shares would be subject to Israeli tax, to the extent applicable. Under the United States-Israel Tax Treaty, a Treaty U.S. Resident may be permitted to claim a credit for the Israeli tax against the U.S. federal income tax imposed with respect to the sale, exchange or disposition of the shares, subject to the limitations under U.S. laws applicable to foreign tax credits. The United States-Israel Tax Treaty does not provide such credit against any U.S. state or local taxes.

Regardless of whether non-Israeli shareholders may be liable for Israeli capital gains tax on the sale of our ordinary shares, the payment of the consideration for such sale may be subject to withholding of Israeli tax at source and holders of our ordinary shares may be required to demonstrate that they are exempt from tax on their capital gains in order to avoid withholding at source at the time of sale. Specifically, in transactions involving a sale of all of the shares of an Israeli resident company, in the form of a merger or otherwise, the ITA may require shareholders who are not liable for Israeli capital gains tax on such a sale to sign declarations on forms specified by the ITA, provide documents (including, for example, a certificate of residency) or obtain a specific exemption from the ITA to confirm their status as non-Israeli residents (and, in the absence of such declarations or exemptions, the ITA may require the purchaser of the shares to withhold tax at source).

Taxation on Receipt of Dividends

Israeli residents who are individuals are generally subject to Israeli income tax on the receipt of dividends paid on our ordinary shares at the rate of 25%, or 30% if the recipient of such dividend is a "substantial shareholder" at the time of distribution or at any time during the preceding 12-month period. However, dividends distributed from taxable income accrued from a Preferred Enterprise or a PTE to Israeli individuals are subject to withholding tax at the rate of 20%. However, if such dividends are distributed to an Israeli company, no withholding tax is imposed (although, if such dividends are subsequently distributed to individuals or a non-Israeli company, withholding tax at a rate of 20% will apply (in case of a non-Israeli shareholder – subject to the receipt in advance of a valid certificate from the ITA allowing the reduced 20%), or such lower rate as may be provided in an applicable tax treaty, subject to the receipt in advance of a valid certificate from the ITA allowing for a reduced tax rate). An average rate will be set in case the dividend is distributed from mixed types of income (regular and preferred income).

Israeli resident corporations are generally exempt from Israeli corporate tax for dividends paid on shares of Israeli resident corporations to the extent such dividend is derived from income which was subject to the regular income tax rates.

Non-Israeli residents (whether individuals or corporations) are generally subject to Israeli income tax on the receipt of dividends paid on our ordinary shares at the rate of 25%, which tax will be withheld at source, unless relief is provided in an applicable tax treaty between Israel and the shareholder's country of residence. However, if the shareholder is considered a "substantial shareholder" at the time of receiving the dividend or at any time during the preceding 12-month period, the applicable tax rate will be 30%. Such dividends are generally subject to Israeli withholding tax at a rate of 25% so long as the shares are registered with a nominee company (whether the recipient is a substantial shareholder or not). Dividends distributed from income attributed to a Preferred Enterprise or PTE are subject to a reduced tax rate of 20% and the withholding from the payment to non-Israeli residents may be reduced to 20% subject to a withholding tax certificate from the ITA providing so.

A reduced tax rate may be provided under an applicable tax treaty. For example, under the United States-Israel Tax Treaty, the maximum rate of tax withheld at source in Israel on dividends paid to a holder of our ordinary shares who is a Treaty U.S. Resident is 25%. However, generally, the maximum rate of withholding tax on dividends that are paid to a United States corporation holding 10% or more of the outstanding voting capital of the Israeli resident paying corporation throughout the tax year in which the dividend is distributed as well as during the previous tax year, is 12.5%, provided that not more than 25% of the gross income of the Israeli resident paying corporation for such preceding year consists of certain types of dividends and interest and further provided that such income was not subject to certain corporate tax benefits under the Investment Law.

Surtax

Subject to the provisions of an applicable tax treaty, individuals who are subject to income tax in Israel (whether any such individual is an Israeli resident or non-Israeli resident) are also subject to an additional tax at a rate of 3% on its annual income from all sources (including, but not limited to, income derived from dividends, interest and capital gains) exceeding NIS 698,280 for 2023 (NIS 721,560 for 2024), which amount is linked to the annual change in the Israeli consumer price index.

Estate and Gift Tax

Israeli law presently does not impose estate or gift taxes.

U.S. Federal Income Tax Considerations

The following summary describes certain United States federal income tax considerations generally applicable to United States Holders (as defined below) of our Class A ordinary shares. This summary

deals only with our Class A ordinary shares held as capital assets within the meaning of Section 1221 of the Code. This summary also does not address the tax consequences that may be relevant to holders in special tax situations including, without limitation, dealers in securities, traders that elect to use a mark-to-market method of accounting, holders that own our Class A ordinary shares as part of a “straddle,” “hedge,” “conversion transaction,” or other integrated investment, banks or other financial institutions, individual retirement accounts and other tax-deferred accounts, insurance companies, tax-exempt organizations, United States expatriates, holders whose functional currency is not the U.S. dollar, holders subject to any alternative minimum tax, holders that acquired our Class A ordinary shares in a compensatory transaction, holders which are entities or arrangements treated as partnerships for United States federal income tax purposes or holders that actually or constructively through attribution own 10% or more of the total voting power or value of our outstanding shares.

This summary is based upon the Code, applicable United States Treasury regulations, administrative pronouncements and judicial decisions, in each case as in effect on the date hereof, all of which are subject to change (possibly with retroactive effect). No ruling has been or will be requested from the Internal Revenue Service, or the IRS, regarding the tax consequences described herein, and there can be no assurance that the IRS will agree with the discussion set out below. This summary does not address any United States federal tax consequences other than United States federal income tax consequences (such as the estate and gift tax or the Medicare tax on net investment income).

As used herein, the term “United States Holder” means a beneficial owner of our Class A ordinary shares that is, for United States federal income tax purposes, (i) an individual who is a citizen or resident of the United States, (ii) a corporation or other entity taxable as a corporation created or organized under the laws of the United States or any state thereof or therein or the District of Columbia, (iii) an estate the income of which is subject to United States federal income taxation regardless of its source, or (iv) a trust (a) that is subject to the supervision of a court within the United States and the control of one or more United States persons as described in the Code Section 7701(a)(30), or (b) that has a valid election in effect under applicable United States Treasury regulations to be treated as a “United States person.”

If an entity or arrangement treated as a partnership for United States federal income tax purposes acquires our Class A ordinary shares, the tax treatment of a partner in the partnership generally will depend upon the status of the partner and the activities of the partnership. Such a partner or partnership should consult its tax advisors as to the particular United States federal income tax consequences of acquiring, owning, and disposing of our Class A ordinary shares in its particular circumstances.

THE SUMMARY OF UNITED STATES FEDERAL INCOME TAX CONSEQUENCES SET OUT BELOW IS FOR GENERAL INFORMATION ONLY. UNITED STATES HOLDERS SHOULD CONSULT THEIR TAX ADVISORS AS TO THE PARTICULAR TAX CONSEQUENCES TO THEM OF OWNING AND DISPOSING OF OUR CLASS A ORDINARY SHARES, INCLUDING THE APPLICABILITY AND EFFECT OF FEDERAL, STATE, LOCAL AND NON-U.S. TAX LAWS AND POSSIBLE CHANGES IN TAX LAW.

Dividends

Although we do not anticipate paying any dividends in the foreseeable future, as described in “*Dividend Policy*” above, if we do make any distributions, subject to the discussion below under “—*Passive Foreign Investment Company*,” the amount of dividends paid to a United States Holder with respect to our Class A ordinary shares before reduction for any Israeli taxes withheld therefrom generally will be included in the United States Holder’s gross income as ordinary income from foreign sources to the extent paid out of our current or accumulated earnings and profits (as determined for United States federal income tax purposes). Distributions in excess of earnings and profits will be treated as a non-taxable return of capital to the extent of the United States Holder’s tax basis in those Class A ordinary shares and thereafter as capital gains. However, we do not intend to calculate our earnings and profits under United States federal income tax principles. Therefore, United States Holders should expect to treat

a distribution as a dividend even if that distribution would otherwise be treated as a non-taxable return of capital or as capital gain under the rules described above.

Foreign withholding tax (if any) paid on dividends on our Class A ordinary shares at the rate applicable to a United States Holder (taking into account any applicable income tax treaty) may, subject to limitations and conditions, be treated as foreign income tax eligible for credit against such holder's United States federal income tax liability or, at such holder's election, eligible for deduction in computing such holder's United States federal taxable income. Pursuant to applicable United States Treasury regulations (subject to temporary relief potentially available under applicable IRS Notices until further IRS guidance), however, if a United States Holder is not eligible for the benefits of an applicable income tax treaty or does not elect to apply such tax treaty, then such holder may not be able to claim a foreign tax credit arising from any foreign tax imposed on a distribution on our Class A ordinary shares, depending on the nature of such foreign tax. Dividends paid on our Class A ordinary shares generally will constitute "foreign source income" and "passive category income" for purposes of the foreign tax credit. However, if we are a "United States-owned foreign corporation," solely for foreign tax credit purposes, a portion of the dividends allocable to our United States source earnings and profits may be re-characterized as United States source. A "United States-owned foreign corporation" is any foreign corporation in which United States persons own, directly or indirectly, 50% or more (by vote or by value) of the stock. In general, United States-owned foreign corporations with less than 10% of earnings and profits attributable to sources within the United States are excepted from these rules. If we are treated as a "United States-owned foreign corporation," and if 10% or more of our earnings and profits are attributable to sources within the United States, a portion of the dividends paid on the Class A ordinary shares allocable to our United States source earnings and profits will be treated as United States source, and, as such, the ability of a United States Holder to claim a foreign tax credit for any Israeli withholding taxes payable in respect of our dividends may be limited. The rules governing the treatment of foreign taxes imposed on a United States Holder and foreign tax credits are complex, and United States Holders should consult their tax advisors about the impact of these rules in their particular situations, including their eligibility for benefits under an applicable income tax treaty and the potential impact of the applicable United States Treasury regulations and IRS Notices.

Dividends received by certain non-corporate United States Holders (including individuals) may be "qualified dividend income," which is taxed at the lower capital gains rate, provided that (i) either our Class A ordinary shares are readily tradable on an established securities market in the United States or we are eligible for benefits under a comprehensive United States income tax treaty that includes an exchange of information program and which the United States Treasury Department has determined is satisfactory for these purposes, (ii) we are neither a PFIC (as discussed below) nor treated as such with respect to the United States Holder for either the taxable year in which the dividend is paid or the preceding taxable year, and (iii) the United States Holder satisfies certain holding periods and other requirements. In this regard, shares generally are considered to be readily tradable on an established securities market in the United States if they are listed on the NYSE, as our Class A ordinary shares are. United States Holders should consult their tax advisors regarding the availability of the reduced tax rate on dividends paid with respect to our Class A ordinary shares. The dividends will not be eligible for the dividends received deduction available to United States Holders that are corporations in respect of dividends received from other United States corporations.

Disposition of Class A Ordinary Shares

Subject to the discussion below under "*Passive Foreign Investment Company*," a United States Holder generally will recognize capital gains or loss for United States federal income tax purposes on the sale or other taxable disposition of our Class A ordinary shares equal to the difference, if any, between the amount realized and the United States Holder's tax basis in those Class A ordinary shares. If any Israeli tax is imposed on the sale, exchange or other disposition of our Class A ordinary shares, a United States Holder's amount realized will include the gross amount of the proceeds before deduction of the Israeli tax. In general, capital gains recognized by a non-corporate United States Holder, including an individual, are subject to a lower rate under current law if such United States Holder held shares for more

than one year. The deductibility of capital losses is subject to limitations. Any such gain or loss generally will be treated as United States source income or loss for purposes of the foreign tax credit. A United States Holder's tax basis in shares generally will equal the cost of such shares. Because gain for the sale or other taxable disposition of our Class A ordinary shares will be treated as United States source income, and United States Holders may use foreign tax credits against only the portion of United States federal income tax liability that is attributed to foreign source income in the same category, United States Holders' ability to utilize a foreign tax credit with respect to the Israeli tax imposed on any such sale or other taxable disposition, if any, may be significantly limited. In addition, if a United States Holder is eligible for the benefit of the income tax convention between the United States and the State of Israel and pays Israeli tax in excess of the amount applicable to the United States Holder under such convention or if the Israeli tax paid is refundable, the United States Holder will not be able to claim any foreign tax credit or deduction with respect to such excess portion of the Israeli tax paid or the amount of the Israeli tax refunded. In addition, pursuant to applicable United States Treasury regulations (subject to temporary relief potentially available under applicable IRS Notices until further IRS guidance), if a United States Holder is not eligible for the benefits of an applicable income tax treaty or does not elect to apply such tax treaty, then such holder may not be able to claim a foreign tax credit arising from any foreign tax imposed on the disposition of our Class A ordinary shares, depending on the nature of such foreign tax. The rules governing the treatment of foreign taxes imposed on a United States Holder and foreign tax credits are complex, and United States Holders should consult their tax advisors as to whether the Israeli tax on gains may be creditable or deductible in light of their particular circumstances, including their eligibility for benefits under an applicable treaty and the potential impact of applicable United States Treasury regulations and IRS Notices.

Passive Foreign Investment Company

We would be classified as a PFIC for any taxable year if, after the application of certain look-through rules, either: (i) 75% or more of our gross income for such year is "passive income" (as defined in the relevant provisions of the Code) (the "income test"); or (ii) 50% or more of the value of our assets (generally determined on the basis of a quarterly average) during such year is attributable to assets that produce or are held for the production of passive income (the "asset test"). For these purposes, cash and other assets readily convertible into cash or that do or could generate passive income are categorized as passive assets, and the value of goodwill and other unbooked intangible assets is generally taken into account. Passive income generally includes, among other things, rents, dividends, interest, royalties, gains from the disposition of passive assets and gains from commodities and securities transactions. For purposes of the income and asset tests, we will be treated as owning a proportionate share of the assets and earning a proportionate share of the income of any other corporation of which we own, directly or indirectly, at least 25% (by value) of the stock. The legislative history of the relevant Code provisions indicates that the total value of a publicly-traded foreign corporation's assets generally will be treated as equal to the sum of the aggregate value of its outstanding stock plus its liabilities for purposes of the asset test, and publicly-traded foreign corporations often employ such market capitalization method to value their assets. However, the IRS has not issued guidance conclusively addressing how to value a publicly-traded foreign corporation's assets for PFIC purposes. The trading value of our Class A ordinary shares has in the past, and is likely to continue to fluctuate. In particular, the market price of the shares of U.S. listed technology companies (including us) has been especially volatile in recent years. In addition, we have a dual class share structure that has the effect of concentrating voting power in our Class B ordinary shares, which are not publicly traded. Our Class A ordinary shares, which are publicly traded, represent approximately 20% of the voting power of all our outstanding shares. In certain circumstances, including under volatile market conditions and considering the percentage of voting power represented by our publicly-traded Class A ordinary shares, we believe it may be appropriate to employ alternative methods to determine the value of our assets other than the market capitalization method. After considering the total value of our assets determined under an alternative valuation method that takes into account a control premium, we believe that we were not a PFIC for the taxable year ended December 31, 2023. However, if the market capitalization method were determined to be the only appropriate method of valuing our assets, we may well be treated as a PFIC for the taxable year ended December 31, 2023.

Therefore, there can be no certainty that the IRS will not challenge such a position and determine that based on the IRS's interpretation of the asset test, we were a PFIC for the taxable year ended December 31, 2023. In addition, PFIC status is a factual determination that must be made annually after the close of each taxable year. The trading value of our Class A ordinary shares is likely to continue to fluctuate while the market price of the shares of U.S. listed technology companies continues to be volatile, which may affect the determination of whether we will be considered a PFIC. As our market capitalization and the composition of our income, assets, and operations are subject to change, we cannot assure you that we will not be considered a PFIC for any taxable year. It is possible that the IRS may take a contrary position with respect to our determination in any particular year. Certain adverse U.S. federal income tax consequences could apply to a United States Holder if we are treated as a PFIC for any taxable year during which such United States Holder holds our Class A ordinary shares. Under the PFIC rules, if we were considered a PFIC at any time that a United States Holder holds our Class A ordinary shares, we would continue to be treated as a PFIC with respect to such holder's investment unless (i) we cease to be a PFIC, and (ii) the United States Holder has made a "deemed sale" election under the PFIC rules.

If we are a PFIC for any taxable year that a United States Holder holds our Class A ordinary shares, unless the United States Holder makes certain elections, any gain recognized by the United States Holder on a sale or other disposition of our Class A ordinary shares would be allocated pro-rata over the United States Holder's holding period for the Class A ordinary shares. The amounts allocated to the taxable year of the sale or other disposition and to any year before we became a PFIC would be taxed as ordinary income. The amount allocated to each other taxable year would be subject to tax at the highest rate in effect for individuals or the highest rate in effect for corporations, as appropriate, for that taxable year, and an interest charge would be imposed. Further, to the extent that any distribution received by a United States Holder on our Class A ordinary shares exceeds 125% of the average of the annual distributions on the Class A ordinary shares received during the preceding three years or the United States Holder's holding period, whichever is shorter, that distribution would be subject to taxation in the same manner as gain on the sale or other disposition of our Class A ordinary shares if we were a PFIC, described above. If we are treated as a PFIC with respect to a United States Holder for any taxable year, the United States Holder will be deemed to own equity in any of the entities in which we hold equity that also are PFICs. Certain elections may be available that would result in alternative treatments of the Class A ordinary shares.

If we are a PFIC for any taxable year during which a United States Holder holds our Class A ordinary shares, then in lieu of being subject to the tax and interest charge rules discussed above, the United States Holder may make an election to include gain on the Class A ordinary shares as ordinary income under a mark-to-market method, provided that such Class A ordinary shares are "marketable." The Class A ordinary shares will be marketable if they are "regularly traded" on a qualified exchange or other market, as defined in applicable United States Treasury regulations, such as the NYSE. For these purposes, our Class A ordinary shares will be considered regularly traded during any calendar year during which they are traded, other than in de minimis quantities, on at least 15 days during each calendar quarter.

If a United States Holder makes an effective mark-to-market election, in each year that we are a PFIC, the United States Holder will include in ordinary income the excess of the fair market value of its Class A ordinary shares at the end of the year over its adjusted tax basis in the Class A ordinary shares. A United States Holder will be entitled to deduct as an ordinary loss in each such year the excess of its adjusted tax basis in the Class A ordinary shares over their fair market value at the end of the year, but only to the extent of the net amount previously included in income as a result of the mark-to-market election. If a United States Holder makes an effective mark-to-market election, in each year that we are a PFIC, any gain that it recognizes upon the sale or other disposition of its Class A ordinary shares will be treated as ordinary income and any loss will be treated as ordinary loss, but only to the extent of the net amount of previously included income as a result of the mark-to-market election.

A United States Holder's adjusted tax basis in our Class A ordinary shares will be increased by the amount of any income inclusion and decreased by the amount of any deductions under the mark-to-

market rules discussed above. If a United States Holder makes an effective mark-to-market election, it will be effective for the taxable year for which the election is made and all subsequent taxable years unless the Class A ordinary shares are no longer regularly traded on a qualified exchange or the IRS consents to the revocation of the election. United States Holders should consult their tax advisors about the availability of the mark-to-market election, and whether making the election would be advisable in their particular circumstances.

In addition, a timely election to treat us as a qualified electing fund under the Code would result in an alternative treatment. However, we do not intend to prepare or provide the information that would enable United States Holders to make a qualified electing fund election.

If we are considered a PFIC, a United States Holder also will be subject to annual information reporting requirements. We are not providing any U.S. tax opinion to any United States Holder concerning our potential PFIC status, and United States Holders should consult their tax advisors about the potential application of the PFIC rules to an investment in the Class A ordinary shares.

Information Reporting and Backup Withholding

Dividend payments and proceeds paid from the sale or other taxable disposition of our Class A ordinary shares may be subject to information reporting to the IRS. In addition, a United States Holder (other than an exempt holder who establishes its exempt status if required) may be subject to backup withholding on dividend payments and proceeds from the sale or other taxable disposition of our Class A ordinary shares paid within the United States or through certain U.S.-related financial intermediaries.

Backup withholding will not apply, however, to a United States Holder who furnishes a correct taxpayer identification number, makes other required certification and otherwise complies with the applicable requirements of the backup withholding rules. Backup withholding is not an additional tax. Rather, any amount withheld under the backup withholding rules will be creditable or refundable against the United States Holder's United States federal income tax liability, provided the required information is timely furnished to the IRS.

Foreign Financial Asset Reporting

Certain United States Holders are required to report their holdings of certain foreign financial assets, including equity of foreign entities, if the aggregate value of all of these assets exceeds certain threshold amounts. Our Class A ordinary shares are expected to constitute foreign financial assets subject to these requirements unless the Class A ordinary shares are held in an account at certain financial institutions. United States Holders should consult their tax advisors regarding the application of these reporting requirements.

F. Dividends and Paying Agents

Not applicable.

G. Statement by Experts

Not applicable.

H. Documents on Display

We are subject to the informational requirements of the Exchange Act. Accordingly, we are required to file or furnish reports and other information with the SEC, including annual reports on Form 20-F and reports on Form 6-K.

As a "foreign private issuer," we are exempt under the Exchange Act from, among other things, the rules prescribing the furnishing and content of proxy statements, and our officers, directors and principal shareholders are exempt from the reporting and short swing profit recovery provisions contained in

Section 16 of the Exchange Act. In addition, we are not required under the Exchange Act to file periodic reports and financial statements with the SEC as frequently or as promptly as U.S. companies whose securities are registered under the Exchange Act. We are required to make certain filings with the SEC. The SEC maintains an internet website that contains reports, proxy statements and other information about issuers, like us, that file electronically with the SEC. The address of that website is www.sec.gov.

We maintain a corporate website at <http://www.riskified.com>. We make available on our website's "Investor Relations" page at <http://ir.riskified.com>, free of charge, our Annual Report and the text of our reports on Form 6-K, including any amendments to these reports, as well as certain other SEC filings, as soon as reasonably practicable after they are electronically filed with or furnished to the SEC. The information contained on our website is not incorporated by reference in this Annual Report.

I. Subsidiary Information

Not applicable.

J. Annual Report to Security Holders

Not applicable.

ITEM 11. QUANTITATIVE AND QUALITATIVE DISCLOSURES ABOUT MARKET RISK

We are exposed to a number of risks arising from our normal business activities. These risks principally involve the possibility of foreign currency exchange risk that may result in unfavorable foreign currency translation adjustments, foreign currency transaction gains and losses, and changes in interest rates that may adversely affect the value of our financial assets and liabilities or future cash flows and earnings. The following provides qualitative and quantitative information regarding these risks.

Foreign Currency Exchange Risk

The U.S. dollar is our functional currency and the functional currency of a majority of our subsidiaries. Our revenue is largely denominated in U.S. dollars, however an increasing portion of our revenue is denominated in foreign currencies, in particular the Euro ("EUR"). Additionally, a significant portion of our operating costs in Israel, consisting principally of compensation and benefits related costs, and overhead costs, are denominated in New Israeli Shekel ("NIS"). This foreign currency exposure, which we expect to persist, gives rise to market risk associated with exchange rate movements of the U.S. dollar against the EUR and NIS, respectively.

To reduce the impact of foreign exchange risks associated with forecasted future cash flows and the volatility in our consolidated statements of operations, we have established a hedging program. We utilize foreign currency contracts, primarily forward and option contracts, with financial institutions to protect against foreign currency exchange risks, mainly the exposure to changes in the exchange rate of the EUR and NIS against the U.S. dollar that are associated with future cash flows denominated in EUR and NIS. We do not enter into derivative instruments for trading or speculative purposes. We account for our derivative instruments as either assets or liabilities and carry them at fair value in the consolidated balance sheets. The accounting for changes in the fair value of the derivative depends on the intended use of the derivative and the resulting designation. Our hedging program reduces but does not eliminate the impact of currency exchange rate movements. We may in the future enter into other derivative financial instruments if it is determined that such hedging activities are appropriate to further reduce our foreign currency exchange risk. The effect of a hypothetical 10% change in foreign currency exchange rates would impact our future results by approximately \$0.1 million and \$0.3 million as of December 31, 2023 and 2022, respectively.

Interest Rate Risk

We had cash, cash equivalents, short-term deposits, and short-term investments of \$474.8 million as of December 31, 2023. Cash and cash equivalents consist of cash in banks, bank deposits, and money

market funds. Short-term deposits consist of bank deposits with original maturities between 4 and 12 months and that mature within 12 months of the balance sheet date. Short-term investments consist of marketable debt securities that we have classified and accounted for as available-for-sale. Our cash, cash equivalents, short-term deposits and short-term investments are held for working capital purposes. Such interest-earning instruments carry a degree of interest rate risk. The primary objectives of our investment activities are the preservation of capital, the fulfillment of liquidity needs and the fiduciary control of cash. We do not enter into investments for trading or speculative purposes. We did not have any debt outstanding as of December 31, 2023. The effect of a hypothetical 10% change in interest rates would have impacted our interest income by approximately \$2.3 million and \$1.0 million for the years ended December 31, 2023 and 2022, respectively.

ITEM 12. DESCRIPTION OF SECURITIES OTHER THAN EQUITY SECURITIES

Not applicable.

PART II

ITEM 13. DEFAULTS, DIVIDEND ARREARAGES AND DELINQUENCIES

None.

ITEM 14. MATERIAL MODIFICATIONS TO THE RIGHTS OF SECURITY HOLDERS AND USE OF PROCEEDS

None.

Use of proceeds

There has been no material change in the expected use of the net proceeds from our IPO as described in our final prospectus filed with the SEC on July 29, 2021 pursuant to Rule 424(b). As of the date of filing of this Annual Report, we have not used all of the net proceeds from the IPO.

ITEM 15. CONTROLS AND PROCEDURES

Evaluation of Disclosure Controls and Procedures

We maintain disclosure controls and procedures (as such term is defined in Rules 13a-15(e) and 15d-15(e) under the Exchange Act that are designed to ensure that information required to be disclosed in the Company's reports under the Exchange Act is recorded, processed, summarized and reported within the time periods specified in the SEC's rules and forms and that such information is accumulated and communicated to our management, including our Chief Executive Officer and Chief Financial Officer, as appropriate, to allow timely decisions regarding required disclosures. Any controls and procedures, no matter how well designed and operated, can provide only reasonable assurance of achieving the desired control objectives. Our management, with the participation of our Chief Executive Officer and Chief Financial Officer, has evaluated the effectiveness of the design and operation of our disclosure controls and procedures as of December 31, 2023. Based upon that evaluation, our Chief Executive Officer and Chief Financial Officer concluded that, as of December 31, 2023, our disclosure controls and procedures were effective to accomplish their objectives at the reasonable assurance level.

Management's Annual Report on Internal Control over Financial Reporting

Our management is responsible for establishing and maintaining adequate internal control over our financial reporting (as such term is defined in Rule 13a-15(f) and 15d-15(f) under the Exchange Act). Our management conducted an assessment of the effectiveness of our internal control over financial reporting based on the criteria set forth in "Internal Control - Integrated Framework (2013)" issued by the Committee of Sponsoring Organizations of the Treadway Commission. Based on this assessment, our

management concluded that, as of December 31, 2023, our internal control over financial reporting was effective.

Attestation Report of the Registered Public Accounting Firm

This Annual Report does not include an attestation report of our independent registered public accounting firm due to a transition period established by rules of the SEC for emerging growth companies.

Changes in Internal Control over Financial Reporting

There were no changes in our internal controls over financial reporting (as such term is defined in Rules 13a-15(f) and 15d-15(f) under the Exchange Act) that occurred during the period covered by this Annual Report that have materially affected, or are reasonably likely to materially affect, our internal control over financial reporting.

ITEM 16. [RESERVED]

ITEM 16A. AUDIT COMMITTEE FINANCIAL EXPERT

Our Board has determined that Ms. Ceran, Dr. Kishon, and Mr. Shachar each satisfy the “independence” requirements set forth in Rule 10A-3 under the Exchange Act. Our board of directors has also determined that Ms. Ceran is considered an “audit committee financial expert” as defined in Item 16A of Form 20-F under the Exchange Act.

ITEM 16B. CODE OF ETHICS

We have adopted a Code of Business Conduct and Ethics that applies to all our employees, officers and directors, including our principal executive officer, principal financial officer, principal accounting officer, controllers and others performing similar functions. Our Code of Business Conduct and Ethics is intended to meet the definition of “code of ethics” under Item 16B of Form 20-F. A copy of our Code of Business Conduct and Ethics is made available to every employee of the Company and is also available to investors and members of the public on our website at <https://ir.riskified.com>. The information contained on our website is not incorporated by reference in this Annual Report.

We will disclose on our website any amendment to, or waiver from, a provision of our Code of Business Conduct and Ethics that applies to our directors or executive officers to the extent required under the rules of the SEC or the NYSE. We granted no waivers under our Code of Business Conduct and Ethics in 2023.

ITEM 16C. PRINCIPAL ACCOUNTANT FEES AND SERVICES

The audited consolidated financial statements of Riskified Ltd. at December 31, 2023 and 2022 and for each of the two years in the period ended December 31, 2023, appearing in this Annual Report have been audited by Kost Forer Gabbay & Kasierer, a member of Ernst & Young Global, independent registered public accounting firm, as set forth in their report thereon appearing elsewhere herein, and are included in reliance upon such report given on the authority of such firm as experts in accounting and auditing. The current address of Kost Forer Gabbay & Kasierer is 144 Menachem Begin Road, Building A, Tel Aviv 6492101, Israel.

The table below sets out the total amount billed to us by Kost Forer Gabbay & Kasierer, a member of Ernst & Young Global, for services performed in each of the years ended December 31, 2023 and 2022, and breaks down these amounts by category of service:

	Year Ended December 31,	
	2023	2022
	(in thousands)	
Audit Fees	\$ 858	\$ 60
Audit-Related Fees	40	-
Tax Fees	156	27
All Other Fees	—	-
Total	\$ 1,054	\$ 87

Audit Fees

Audit fees for the years ended December 31, 2023 and 2022 relate to fees for the audit of our annual financial statements. This category also includes services that the independent accountant generally provides, such as consents and assistance with and review of documents filed with the SEC.

Audit-Related Fees

Audit-related fees for the year ended December 31, 2023 relate to fees for assurance and other services that are reasonably related to the performance of the audit and are not reported under audit fees. We did not have any audit-related fees for the year ended December 31, 2022.

Tax Fees

Tax fees for the years ended December 31, 2023 and 2022 were related to ongoing tax advisory, tax compliance and tax planning services.

Pre-Approval Policies and Procedures

The advance approval of the Audit Committee or members thereof, to whom approval authority has been delegated, is required for all audit and non-audit services provided by our auditors.

All services provided by our auditors are approved in advance by either the Audit Committee or members thereof, to whom authority has been delegated, in accordance with the Audit Committee's pre-approval policy.

ITEM 16D. EXEMPTIONS FROM THE LISTING STANDARDS FOR AUDIT COMMITTEES

Not applicable.

ITEM 16E. PURCHASES OF EQUITY SECURITIES BY THE ISSUER AND AFFILIATED PURCHASERS

During the fiscal year ended December 31, 2023, we repurchased 3,038,865 Class A ordinary shares for an aggregate purchase price of approximately \$13.09 million under our \$75 million repurchase program authorized by our board of directors and publicly announced in August 2023. The table below provides detailed information:

Period	(a) Total Number of Shares Purchased ⁽¹⁾	(b) Average Price Paid per Share ⁽²⁾	(c) Total Number of Shares Purchased as Part of Publicly Announced Plans or Programs	(d) Maximum Number of Shares (or Approximate Dollar Value) that May Yet be Purchased Under the Plans or Programs ⁽³⁾
January 1-31, 2023	—	—	—	—
February 1-28, 2023	—	—	—	—
March 1-31, 2023	—	—	—	—
April 1-30, 2023	—	—	—	—
May 1-31, 2023	—	—	—	—
June 1-30, 2023	—	—	—	—
July 1-31, 2023	—	—	—	—
August 1-31, 2023	—	—	—	\$75,000,000
September 1-30, 2023	—	—	—	\$75,000,000
October 1-31, 2023	—	—	—	\$75,000,000
November 1-30, 2023	571,647	\$4.06	571,647	\$72,681,803
December 1-31, 2023	2,467,218	\$4.35	2,467,218	\$61,905,365
Total	3,038,865	\$4.29	3,038,865	\$61,905,365

(1) As of the settlement date of the transaction. No shares were repurchased by the company during 2023 other than through the publicly disclosed share repurchase program.

(2) Excludes broker and transaction fees.

(3) Approval of the company's \$75 million share repurchase program in August 2023 was subject to receipt of approval from the Tel Aviv District Court Economic Department. This approval was received in November 2023.

No shares were repurchased during 2023 other than through the Repurchase Program.

ITEM 16F. CHANGE IN REGISTRANT'S CERTIFYING ACCOUNTANT

None.

ITEM 16G. CORPORATE GOVERNANCE

As an Israeli company, we are subject to various corporate governance requirements under the Companies Law. However, pursuant to regulations promulgated under the Companies Law, companies with shares traded on certain U.S. stock exchanges, including the NYSE, may, subject to certain conditions, "opt out" from the Companies Law requirements to appoint external directors and related Companies Law rules described below concerning the composition of the audit committee and compensation committee of the board of directors (other than the gender diversification rule under the Companies Law, which requires the appointment of a director from the other gender if at the time a director is appointed all members of the board of directors are of the same gender). In accordance with these regulations, we elected to "opt out" from those requirements of the Companies Law. Under these regulations, the exemptions from such Companies Law requirements will continue to be available to us so long as: (i) we do not have a "controlling shareholder" (as such term is defined under the Companies Law), (ii) our shares are traded on certain U.S. stock exchanges, including the NYSE, and (iii) we comply with the director independence requirements and the audit committee and compensation committee composition requirements under U.S. laws (including applicable rules of the NYSE) applicable to U.S. domestic issuers.

We are a “foreign private issuer” (as such term is defined in Rule 3b-4 under the Exchange Act) and our Class A ordinary shares are listed on the NYSE. As a “foreign private issuer” we are permitted to comply with Israeli corporate governance practices instead of the corporate governance rules of the NYSE, provided that we disclose which requirements we are not following and the equivalent Israeli requirement.

Because we are a “foreign private issuer,” our directors and senior management are not subject to short-swing profit and insider trading reporting obligations under Section 16 of the Exchange Act. They are, however, subject to the obligations to report changes in share ownership under Section 13 of the Exchange Act and related SEC rules.

We rely on this “foreign private issuer exemption” with respect to the quorum requirement for shareholder meetings. Whereas under the corporate governance rules of the NYSE, a quorum requires the presence, in person or by proxy, of holders of at least 33 $\frac{1}{3}$ % of the total issued outstanding voting power of our shares at each general meeting of shareholders, pursuant to our amended and restated articles of association, and as permitted under the Companies Law, the quorum required for a general meeting of shareholders will consist of at least two shareholders present in person or by proxy in accordance with the Companies Law, who hold or represent at least 33 $\frac{1}{3}$ % of the total outstanding voting power of our shares, except if (i) any such general meeting of shareholders was initiated by and convened pursuant to a resolution adopted by the board of directors and (ii) at the time of such general meeting, we qualify to use the forms and rules of a “foreign private issuer,” in which case the requisite quorum will consist of two or more shareholders present in person or by proxy who hold or represent at least 25% of the total outstanding voting power of our shares (and if the meeting is adjourned for a lack of quorum, the quorum for such adjourned meeting will be, subject to certain exceptions, any number of shareholders). We otherwise comply with and intend to continue to comply with the rules generally applicable to U.S. domestic companies listed on the NYSE.

We may in the future, however, decide to use other “foreign private issuer exemptions” with respect to some or all of the other NYSE listing rules. Following our home country governance practices may provide less protection than is accorded to investors under the NYSE listing rules applicable to domestic issuers.

We intend to take all actions necessary for us to maintain compliance as a “foreign private issuer” under the applicable corporate governance requirements of the Sarbanes-Oxley Act of 2002, the rules adopted by the SEC and NYSE listing standards.

ITEM 16H. MINE SAFETY DISCLOSURE

Not applicable.

ITEM 16I. DISCLOSURE REGARDING FOREIGN JURISDICTIONS THAT PREVENT INSPECTIONS

Not applicable.

ITEM 16J. INSIDER TRADING POLICIES

Not applicable.

ITEM 16K. CYBERSECURITY

Cybersecurity Risk Management and Strategy

We have developed and implemented a cybersecurity risk management program intended to protect the confidentiality, integrity, and availability of our critical systems and information.

Our cybersecurity risk management program is based on various cybersecurity standards in which we are certified, including ISO 27001:2013, ISO 27017, ISO 27018, SOC 1, SOC 2 Type 2 and SOC 3. This

does not imply that we meet technical specifications or requirements at all times, but that these frameworks help us identify, assess, and manage cybersecurity risks relevant to our business.

Our cybersecurity risk management aligns with and shares common methodologies and reporting channels with our broader risk management.

Key features of our cybersecurity risk management program include, but are not limited to, the following:

- risk assessments designed to help identify material cybersecurity risks to our critical systems, information, products, services, and our broader enterprise IT Systems environment;
- a security team principally responsible for managing (1) our cybersecurity risk assessment processes, (2) our security controls, and (3) our response to cybersecurity incidents;
- processes for monitoring for vulnerabilities of our technology which includes code review (as necessary), testing and analysis of software across the software lifecycle;
- the use of external service providers, where appropriate, to assess, test or otherwise assist with aspects of our security controls;
- physical and technical security measures, including encryption, authentication, and access controls;
- a bug bounty program to incentivize third-party assistance in detecting bugs, vulnerabilities or other issues in our systems or software;
- cybersecurity awareness training and internal cybersecurity resources for our employees;
- a cybersecurity incident response plan that includes procedures for responding to cybersecurity incidents; and
- a third-party risk management process for service providers, suppliers, and vendors who access our system and information.

We have not identified risks from known cybersecurity threats, including as a result of any prior cybersecurity incidents, that have materially affected us, including our operations, business strategy, results of operations, or financial condition. We face risks from cybersecurity threats that, if realized, are reasonably likely to materially affect us, including our operations, business strategy, results of operations, or financial condition. See Part I, Item 3.D. *“Risk Factors—Our products enable the collection and storage of personal, confidential or proprietary information of our merchants and their consumers, and security concerns could result in liability to us or inhibit sales of our products.”*

Cybersecurity Governance

Our board of directors considers cybersecurity risk as part of its risk oversight function and has delegated to our audit committee overall risk management, including oversight of cybersecurity and other information technology risks.

Our audit committee receives quarterly reports from management on our cybersecurity risks. In addition, management updates our audit committee, as necessary, regarding any significant cybersecurity incidents.

Our audit committee also receives briefings from management on our cyber risk management program. Our audit committee reports to our board of directors regarding its activities, including those related to cybersecurity, as it deems necessary.

Our management has primary responsibility for our overall cybersecurity risk management program and supervises both our internal cybersecurity personnel and our retained external cybersecurity consultants. Our management, including our Chief Information Officer who reports to our Chief Technology Officer, is responsible for assessing and managing our material risks from cybersecurity threats. Our management's experience includes an aggregate of almost two decades of information security and information technology strategy and management experience, including consulting on cloud security and adoption for several technology companies.

Our management oversees efforts to prevent, detect, mitigate, and remediate cybersecurity risks and incidents through various means, which may include briefings from internal security personnel; information obtained from governmental, public or private sources, including external consultants engaged by us; and alerts and reports produced by security tools deployed in our IT Systems environment.

PART III

ITEM 17. FINANCIAL STATEMENTS

We have provided financial statements pursuant to Item 18.

ITEM 18. FINANCIAL STATEMENTS

Financial Statements and Schedule

The following Financial Statements and Financial Statement Schedules as required under Item 18 are attached hereto starting on page F-1 of this Annual Report:

Audited Financial Statements

- Reports of Independent Registered Public Accounting Firm
- Consolidated Balance Sheets as of December 31, 2023 and 2022
- Consolidated Statements of Operations for the years ended December 31, 2023, 2022 and 2021
- Consolidated Statements of Comprehensive Profit/Loss for the fiscal years ended December 31, 2023, 2022 and 2021
- Consolidated Statements of Changes in Convertible Preferred Shares and Shareholders' Equity/Deficit for the years ended December 31, 2023, 2022 and 2021
- Consolidated Statements of Cash Flows for the years ended December 31, 2023, 2022 and 2021
- Notes to the Consolidated Financial Statements

Financial Statement Schedules

- Valuation and Qualifying Accounts

All other schedules have been omitted since they are either not required or not applicable, or the information has otherwise been included.

ITEM 19. EXHIBITS

Exhibit No.	Description	Incorporation by Reference				Filed / Furnished
		Form	File No.	Exhibit No.	Filing Date	
1.1	Amended and Restated Articles of Association of Riskified Ltd.	20-F	001-40692	1.1	February 25, 2022	
2.1	Specimen Class A ordinary share certificate of the Riskified Ltd.	F-1/A	333-257603	4.1	July 23, 2021	
2.2	Description of Securities					*
2.3†	2021 Amended and Restated Investors' Rights Agreement, dated as of July 18, 2021, by and among the Registrant and the parties named in Schedule A thereto.	F-1	333-257603	4.2	July 19, 2021	
2.4†	Share Purchase Warrant issued to Wayfair LLC, dated as of June 21, 2021, by and between the Registrant and Wayfair LLC.	F-1	333-257603	4.5	July 1, 2021	
4.1††	Form of Director and Officer Indemnification Agreement	F-1/A	333-257603	10.1	July 19, 2021	
4.2††	Amended and Restated 2013 Equity Incentive Plan	F-1	333-257603	10.2	July 1, 2021	
4.3††	Amended and Restated U.S. Sub-Plan to the 2013 Equity Incentive Plan	F-1	333-257603	10.3	July 1, 2021	
4.4††	2021 Share Incentive Plan	F-1/A	333-257603	10.4	July 19, 2021	
4.5††	Amended and Restated Compensation Policy for Executive Officers and Directors	20-F	001-40692	4.5	February 24, 2023	
4.6††	2021 Employee Share Purchase Plan	F-1/A	333-257603	10.6	July 19, 2021	
8.1	List of Subsidiaries					*
12.1	Principal Executive Officer Certification Pursuant to Section 302 of the Sarbanes-Oxley Act of 2002					*
12.2	Principal Financial Officer Certification Pursuant to Section 302 of the Sarbanes-Oxley Act of 2002					*
13.1	Principal Executive Officer Certification Pursuant to Section 906 of the Sarbanes-Oxley Act of 2002					**
13.2	Principal Financial Officer Certification Pursuant to Section 906 of the Sarbanes-Oxley Act of 2002					**
15.1	Consent of Kost, Forer, Gabbay & Kasierer, a member of Ernst & Young Global, an independent registered public accounting firm					*
97.1	Policy for Recovery of Erroneously Awarded Compensation					*
101.INS	Inline XBRL Instance Document					*
101.SCH	Inline XBRL Taxonomy Extension Schema Document					*

101.CAL	Inline XBRL Taxonomy Extension Calculation Linkbase Document	*
101.DEF	Inline XBRL Taxonomy Definition Linkbase Document	*
101.LAB	Inline XBRL Taxonomy Extension Label Linkbase Document	*
101.PRE	Inline XBRL Taxonomy Extension Presentation Linkbase Document	*
104	Inline XBRL for the cover page of this Annual Report on Form 20-F (embedded within the Inline XBRL document)	*

* Filed herewith

**

Furnished herewith

† Schedules and exhibits to this Exhibit omitted pursuant to Instructions as to Exhibits to Form 20-F. The Registrant agrees to furnish supplementally a copy of any omitted schedule or exhibit to the SEC upon request.

†† Indicates a management contract or compensatory plan or arrangement.

Certain agreements filed as exhibits to this Annual Report contain representations and warranties that the parties thereto made to each other. These representations and warranties have been made solely for the benefit of the other parties to such agreements and may have been qualified by certain information that has been disclosed to the other parties to such agreements and that may not be reflected in such agreements. In addition, these representations and warranties may be intended as a way of allocating risks among parties if the statements contained therein prove to be incorrect, rather than as actual statements of fact. Accordingly, there can be no reliance on any such representations and warranties as characterizations of the actual state of facts. Moreover, information concerning the subject matter of any such representations and warranties may have changed since the date of such agreements.

SIGNATURES

The registrant hereby certifies that it meets all of the requirements for filing on Form 20-F and that it has duly caused and authorized the undersigned to sign this annual report on its behalf.

RISKIFIED LTD.

March 6, 2024

By: /s/ Eido Gal
Name: Eido Gal
Title: Chief Executive Officer

March 6, 2024

By: /s/ Aglika Dotcheva
Name: Aglika Dotcheva
Title: Chief Financial Officer

RISKIFIED LTD.
Index to Consolidated Financial Statements

	<u>Page</u>
Audited Consolidated Financial Statements	
Report of Independent Registered Public Accounting Firm (PCAOB ID: 1281)	F-2
Consolidated Balance Sheets	F-3
Consolidated Statements of Operations	F-4
	F-5
Consolidated Statements of Comprehensive Profit (Loss)	
Consolidated Statements of Convertible Preferred Shares and Shareholders' Equity (Deficit)	F-6
Consolidated Statements of Cash Flows	F-7
Notes to Consolidated Financial Statements	F-8
Financial Statement Schedule	
Valuation and Qualifying Accounts	F-43

REPORT OF INDEPENDENT REGISTERED PUBLIC ACCOUNTING FIRM

To the Shareholders and the Board of Directors of Riskified Ltd.

Opinion on the Financial Statements

We have audited the accompanying consolidated balance sheets of Riskified Ltd. (the "Company") as of December 31, 2023 and 2022, the related consolidated statements of operations, comprehensive profit (loss), convertible preferred shares and shareholders' equity (deficit) and cash flows for each of the three years in the period ended December 31, 2023, and the related notes and the financial statement schedule listed in the Index at Item 18 of Part III (collectively referred to as the "consolidated financial statements"). In our opinion, the consolidated financial statements present fairly, in all material respects, the financial position of the Company at December 31, 2023 and 2022, and the results of its operations and its cash flows for each of the three years in the period ended December 31, 2023, in conformity with U.S. generally accepted accounting principles.

Basis for Opinion

These financial statements are the responsibility of the Company's management. Our responsibility is to express an opinion on the Company's financial statements based on our audits. We are a public accounting firm registered with the Public Company Accounting Oversight Board (United States) (PCAOB) and are required to be independent with respect to the Company in accordance with the U.S. federal securities laws and the applicable rules and regulations of the Securities and Exchange Commission and the PCAOB.

We conducted our audits in accordance with the standards of the PCAOB. Those standards require that we plan and perform the audit to obtain reasonable assurance about whether the financial statements are free of material misstatement, whether due to error or fraud. The Company is not required to have, nor were we engaged to perform, an audit of its internal control over financial reporting. As part of our audits we are required to obtain an understanding of internal control over financial reporting but not for the purpose of expressing an opinion on the effectiveness of the Company's internal control over financial reporting. Accordingly, we express no such opinion.

Our audits included performing procedures to assess the risks of material misstatement of the financial statements, whether due to error or fraud, and performing procedures that respond to those risks. Such procedures included examining, on a test basis, evidence regarding the amounts and disclosures in the financial statements. Our audits also included evaluating the accounting principles used and significant estimates made by management, as well as evaluating the overall presentation of the financial statements. We believe that our audits provide a reasonable basis for our opinion.

/s/ KOST FORER GABBAY & KASIERER

A Member of EY Global

We have served as the Company's auditor since 2014.

Tel-Aviv, Israel

March 6, 2024

RISKIFIED LTD.
CONSOLIDATED BALANCE SHEETS
(in thousands, except share data)

	As of December 31,	
	2023	2022
Assets		
Current assets:		
Cash and cash equivalents	\$ 440,838	\$ 188,670
Restricted cash	—	2,347
Short-term deposits	5,000	287,000
Accounts receivable, net	46,886	37,547
Prepaid expenses and other current assets	10,607	14,371
Short-term investments	28,968	—
Total current assets	532,299	529,935
Property and equipment, net	15,639	18,586
Operating lease right-of-use assets	29,742	35,158
Deferred contract acquisition costs	15,562	14,383
Other assets, noncurrent	8,690	8,922
Total assets	\$ 601,932	\$ 606,984
Liabilities and Shareholders' Equity		
Current liabilities:		
Accounts payable	\$ 2,573	\$ 2,110
Accrued compensation and benefits	24,016	24,134
Guarantee obligations	12,719	12,361
Provision for chargebacks, net	12,092	11,980
Operating lease liabilities, current	5,615	6,214
Accrued expenses and other current liabilities	12,796	15,813
Total current liabilities	69,811	72,612
Operating lease liabilities, noncurrent	25,694	31,202
Other liabilities, noncurrent	14,706	8,734
Total liabilities	110,211	112,548
Commitments and contingencies (Note 8)		
Shareholders' equity:		
Class A ordinary shares, no par value; 900,000,000 shares authorized as of December 31, 2023 and 2022; 128,738,857 and 102,084,746 shares issued and outstanding as of December 31, 2023 and 2022, respectively	—	—
Class B ordinary shares, no par value; 232,500,000 shares authorized as of December 31, 2023 and 2022; 49,814,864 and 68,945,014 shares issued and outstanding as of December 31, 2023 and 2022, respectively	—	—
Treasury shares at cost, 3,038,865 and zero ordinary shares as of December 31, 2023 and 2022, respectively	(13,155)	—
Additional paid-in capital	916,371	848,609
Accumulated other comprehensive profit (loss)	74	(1,639)
Accumulated deficit	(411,569)	(352,534)
Total shareholders' equity	491,721	494,436
Total liabilities and shareholders' equity	\$ 601,932	\$ 606,984

The accompanying notes are an integral part of these consolidated financial statements.

RISKIFIED LTD.
CONSOLIDATED STATEMENTS OF OPERATIONS
(in thousands, except share and per share data)

	Year Ended December 31,		
	2023	2022	2021
Revenue	\$ 297,610	\$ 261,247	\$ 229,141
Cost of revenue	145,091	126,150	106,170
Gross profit	152,519	135,097	122,971
Operating expenses:			
Research and development	71,577	72,014	55,301
Sales and marketing	88,441	88,438	70,710
General and administrative	69,350	83,993	52,903
Total operating expenses	229,368	244,445	178,914
Operating profit (loss)	(76,849)	(109,348)	(55,943)
Interest income (expense), net	22,775	10,180	591
Other income (expense), net	837	505	(122,520)
Profit (loss) before income taxes	(53,237)	(98,663)	(177,872)
Provision for (benefit from) income taxes	5,798	6,042	1,558
Net profit (loss)	\$ (59,035)	\$ (104,705)	\$ (179,430)
Net profit (loss) per share attributable to Class A and B ordinary shareholders, basic and diluted	\$ (0.33)	\$ (0.62)	\$ (2.35)
Weighted-average shares used in computing net profit (loss) per share attributable to Class A and B ordinary shareholders, basic and diluted	176,773,398	167,667,374	76,459,625

The accompanying notes are an integral part of these consolidated financial statements.

RISKIFIED LTD.
CONSOLIDATED STATEMENTS OF COMPREHENSIVE PROFIT (LOSS)
(in thousands)

	Year Ended December 31,		
	2023	2022	2021
Net profit (loss)	\$ (59,035)	\$ (104,705)	\$ (179,430)
Other comprehensive profit (loss), net of tax:			
Unrealized gains (losses) on derivative instruments, net	1,634	(1,883)	176
Unrealized gains (losses) on available-for-sale debt securities	86	—	—
Foreign currency translation	(7)	68	—
Other comprehensive profit (loss)	1,713	(1,815)	176
Comprehensive profit (loss)	<u>\$ (57,322)</u>	<u>\$ (106,520)</u>	<u>\$ (179,254)</u>

The accompanying notes are an integral part of these consolidated financial statements.

comprehensive profit (loss)	—	—	—	—	—	—	—	—	—	(1,815)	—	(1,815)
Net profit (loss)	—	—	—	—	—	—	—	—	—	—	(104,705)	(104,705)
Balance as of December 31, 2022	—	\$ —	102,084,746	\$ —	68,945,014	\$ —	\$ —	\$ 848,609	\$ —	(1,639)	\$ (352,534)	\$ 494,436
Issuance of ordinary shares upon exercise of share options	—	—	3,010,478	—	—	—	—	3,816	—	—	—	3,816
Issuance of ordinary shares upon vesting of restricted share units	—	—	6,365,261	—	—	—	—	—	—	—	—	—
Issuance of ordinary shares upon exercise of warrants	—	—	1,187,087	—	—	—	—	—	—	—	—	—
Purchase of Treasury shares	—	—	(3,038,865)	—	—	—	(13,155)	—	—	—	—	(13,155)
Exchange of Class B ordinary share to Class A ordinary shares	—	—	19,130,150	—	(19,130,150)	—	—	—	—	—	—	—
Share-based compensation expense	—	—	—	—	—	—	—	62,410	—	—	—	62,410
Ordinary share warrants issued to a customer	—	—	—	—	—	—	—	1,536	—	—	—	1,536
Other comprehensive profit (loss)	—	—	—	—	—	—	—	—	1,713	—	—	1,713
Net profit (loss)	—	—	—	—	—	—	—	—	—	—	(59,035)	(59,035)
Balance as of December 31, 2023	—	\$ —	128,738,857	\$ —	49,814,864	\$ —	\$ (13,155)	\$ 916,371	\$ 74	\$ (411,569)	\$ (411,569)	\$ 491,721

The accompanying notes are an integral part of these consolidated financial statements.

RISKIFIED LTD.
CONSOLIDATED STATEMENTS OF CASH FLOWS
(in thousands)

	Year Ended December 31,		
	2023	2022	2021
Cash flows from operating activities:			
Net profit (loss)	\$ (59,035)	\$ (104,705)	\$ (179,430)
Adjustments to reconcile net profit (loss) to net cash provided by (used in) operating activities:			
Unrealized loss (gain) on foreign currency	(850)	(2,875)	382
Provision for (benefit from) account receivable allowances	198	3	268
Depreciation and amortization	3,568	3,607	1,990
Amortization of capitalized internal-use software costs	1,532	667	446
Amortization of deferred contract costs	9,567	7,135	4,667
Remeasurement of convertible preferred share warrant liabilities	—	—	101,413
Remeasurement of convertible preferred share tranche rights	—	—	21,260
Share-based compensation expense	62,410	67,467	33,358
Non-cash right-of-use asset changes	4,605	4,211	—
Changes in accrued interest on investments	2,593	(4,613)	—
Ordinary share warrants issued to a customer	1,536	1,535	777
Other	161	180	(121)
Changes in operating assets and liabilities:			
Accounts receivable	(9,685)	(1,715)	1,440
Deferred contract acquisition costs	(8,893)	(9,707)	(7,744)
Prepaid expenses and other assets	(1,618)	4,026	(15,079)
Accounts payable	373	1,931	(832)
Accrued compensation and benefits	(199)	291	8,398
Guarantee obligations	358	249	(333)
Provision for chargebacks, net	112	(40)	1,438
Operating lease liabilities	(4,580)	(2,609)	—
Accrued expenses and other liabilities	5,126	8,710	7,424
Net cash provided by (used in) operating activities	<u>7,279</u>	<u>(26,252)</u>	<u>(20,278)</u>
Cash flows from investing activities:			
Purchases of short-term deposits	(55,000)	(463,750)	(110,000)
Maturities of short-term deposits	337,000	261,750	39,063
Purchases of investments	(29,086)	—	—
Purchases of property and equipment	(1,355)	(6,126)	(12,254)
Capitalized software development costs	—	(1,886)	(1,250)
Net cash provided by (used in) investing activities	<u>251,559</u>	<u>(210,012)</u>	<u>(84,441)</u>
Cash flows from financing activities:			
Proceeds from issuance of convertible preferred shares and warrants, net of issuance costs	—	—	26,781
Proceeds from cash exercise of series E-1 convertible preferred share warrants	—	—	6,489
Proceeds from exercise of share options	3,841	4,059	2,948
Proceeds from initial public offering, net of underwriting discounts and commissions	—	—	392,273
Payments of deferred offering costs	—	(204)	(5,302)
Purchases of treasury shares	(13,155)	—	—
Net cash provided by (used in) financing activities	<u>(9,314)</u>	<u>3,855</u>	<u>423,189</u>
Effects of exchange rates on cash, cash equivalents, and restricted cash	297	(1,701)	—
Net increase (decrease) in cash, cash equivalents, and restricted cash	249,821	(234,110)	318,470
Cash, cash equivalents, and restricted cash—beginning of period	191,017	425,127	106,657
Cash, cash equivalents, and restricted cash—end of period	<u>\$ 440,838</u>	<u>\$ 191,017</u>	<u>\$ 425,127</u>
Supplemental disclosures of cash flow information:			
Cash paid for interest	\$ —	\$ —	\$ —
Cash paid for income taxes	\$ 17	\$ 18	\$ 647
Cash paid for operating leases, net of incentives received	\$ 6,080	\$ 4,357	\$ —
Operating lease liabilities arising from obtaining right-of-use assets	\$ —	\$ 792	\$ —
Adjustment to ROU assets upon modification of existing lease	\$ (811)	\$ —	\$ —
Supplemental disclosures of noncash investing and financing activities:			
Purchases of property and equipment during the period included in accounts payable and accrued expenses	\$ 97	\$ 926	\$ 2,042
Share-based compensation capitalized for software development	\$ —	\$ 299	\$ 131
Software development costs, accrued but not paid	\$ —	\$ —	\$ 485
Deferred offering costs accrued but not paid	\$ —	\$ —	\$ 204
Settlement of convertible preferred share tranche rights	\$ —	\$ —	\$ 23,738
Conversion of convertible preferred shares into Class A ordinary shares upon IPO	\$ —	\$ —	\$ 291,296
Reclassification of convertible preferred share warrants upon IPO	\$ —	\$ —	\$ 110,502
Elimination of par value upon Recapitalization	\$ —	\$ —	\$ 4
Reconciliation of cash, cash equivalents, and restricted cash within the consolidated balance sheets to the amounts shown in the consolidated statements of cash flows above:			
Cash and cash equivalents	\$ 440,838	\$ 188,670	\$ 418,143
Restricted cash	—	2,347	6,984
Total cash, cash equivalents, and restricted cash	<u>\$ 440,838</u>	<u>\$ 191,017</u>	<u>\$ 425,127</u>

The accompanying notes are an integral part of these consolidated financial statements.

1. Organization and Description of Business

Riskified Ltd., together with its subsidiaries, “Riskified”, “we”, “us”, “our” or the “Company,” was incorporated under the laws of the State of Israel in 2012 and commenced operations in January 2013. We have built a next-generation eCommerce risk intelligence platform that allows our customers—online merchants—to create trusted relationships with their consumers. Our core product, the Chargeback Guarantee, is designed to ensure the legitimacy of our merchants’ online orders by approving or denying these orders with guaranteed performance levels that vary by merchant. We guarantee the outcome of our decisions by assuming the cost of fraud associated with each approval. We drive higher sales by raising approval rates and reducing fraud and other operating costs for our merchants and strive to provide superior consumer experiences, as compared to our merchants’ performance prior to onboarding us.

2. Summary of Significant Accounting Policies

Basis of Presentation

The accompanying consolidated financial statements have been prepared in accordance with generally accepted accounting principles in the United States, or U.S. GAAP, and include the accounts of Riskified Ltd. and its wholly-owned subsidiaries. All intercompany balances and transactions have been eliminated in consolidation.

Immaterial Prior Period Error Correction

During the year ended December 31, 2023, we identified an immaterial error relating to the period over which certain sales commissions were amortized. We assessed the materiality of the error on the financial statements for prior years individually and in the aggregate, and concluded that it was not material to any previously issued consolidated financial statements. We corrected the error by revising the consolidated financial statements appearing herein. The impact of the errors on the Company’s consolidated balance sheet as of January 1, 2021 was an overstatement of deferred contract acquisition costs of \$0.7 million and an understatement of accumulated deficit of \$0.7 million. There was no impact of the error on the consolidated statements of cash flows for the periods presented.

The following tables summarize the effects of the corrections on the Company’s consolidated financial statements for the years ended December 31, 2022 and 2021:

	Year Ended December 31, 2022		
	As Previously Reported	Adjustment (in thousands)	As Revised
Deferred contract acquisition costs	\$ 16,364	\$ (1,981)	\$ 14,383
Accumulated deficit	(350,553)	(1,981)	(352,534)
Sales and marketing expenses	87,722	716	88,438
Operating profit (loss)	(108,632)	(716)	(109,348)
Profit (loss) before income taxes	(97,947)	(716)	(98,663)
Net profit (loss)	(103,989)	(716)	(104,705)
Net profit (loss) per share attributable to Class A and B ordinary shareholders, basic and diluted	\$ 0.62	\$ —	\$ 0.62

RISKIFIED LTD.
NOTES TO CONSOLIDATED FINANCIAL STATEMENTS

	Year Ended December 31, 2021		
	As Previously Reported	Adjustment	As Revised
	(in thousands)		
Deferred contract acquisition costs	\$ 11,630	\$ (1,265)	\$ 10,365
Accumulated deficit	(246,564)	(1,265)	(247,829)
Sales and marketing expenses	70,165	545	70,710
Operating profit (loss)	(55,398)	(545)	(55,943)
Profit (loss) before income taxes	(177,327)	(545)	(177,872)
Net profit (loss)	(178,885)	(545)	(179,430)
Net profit (loss) per share attributable to Class A and B ordinary shareholders, basic and diluted	\$ (2.34)	\$ (0.01)	\$ (2.35)

Initial Public Offering

On August 2, 2021, we completed our initial public offering (“IPO”), in which we issued and sold 19,925,000 shares of our Class A ordinary shares at an offering price of \$21.00 per share, including 2,625,000 shares of our Class A ordinary shares pursuant to the exercise in full of the underwriters’ option to purchase additional shares. We received net proceeds of \$386.6 million after deducting underwriting discounts and commissions of \$26.2 million, and other issuance costs of \$5.7 million.

Immediately prior to the closing of the IPO, 962,940 shares of Series E-1 convertible preferred shares were issued upon the exercise of the Series E-1 convertible preferred share warrants. In addition, all convertible preferred shares then outstanding automatically converted into 32,291,470 shares of our Class A ordinary shares.

Prior to the IPO, deferred offering costs, which consist primarily of accounting, legal and other fees related to our IPO, were capitalized within other assets, noncurrent in the consolidated balance sheets. Upon the consummation of the IPO, \$5.7 million of deferred offering costs were reclassified into shareholders’ equity as an offset against IPO proceeds.

Recapitalization

On July 28, 2021, we adopted new Articles of Association (“AoA”), in which, among other things, we implemented, upon the closing of the IPO:

(i) a dual class ordinary share structure pursuant to which we have two classes of ordinary shares: Class A ordinary shares and Class B ordinary shares. The rights of the holders of our Class A ordinary shares and Class B ordinary shares are identical, except with respect to voting, conversion and transfer rights. Class A ordinary shareholders are entitled to one vote per share and Class B ordinary shareholders are entitled to ten votes per share. The dual class ordinary share structure concentrates voting power with our pre-IPO shareholders. Holders of Class A ordinary shares and Class B ordinary shares will vote together as a single class on all matters (including the election of directors) submitted to a vote of our shareholders, unless otherwise required by law or our amended and restated articles of association;

(ii) the elimination of the par value per ordinary share; and

(iii) a two-for-one reverse share split of our Class A ordinary shares (the “Reverse Share Split”).

Immediately after the effectiveness of the Reverse Share Split, we issued and distributed Class B ordinary shares to holders of the Class A ordinary shares on a two-for-one ratio, such that each holder of Class A ordinary shares received two Class B ordinary shares for each Class A ordinary share (the “Additional Class B Issuance”).

The historical financial statements have not been retroactively adjusted for the (i) dual class structure, (ii) elimination of par value, and (iii) Additional Class B Issuance. As a result, all information associated with these items related to our ordinary shares and their associated par value, convertible preferred shares and their associated par value, share options, restricted share units ("RSUs"), and warrants to purchase convertible preferred shares are being presented prospectively.

All information related to our ordinary shares and their associated par value, convertible preferred shares and their associated par value, share options, RSUs, and warrants to purchase convertible preferred shares have been retroactively adjusted to give effect to the Reverse Share Split for all periods presented.

Treasury Shares

In August 2023, the board of directors authorized the Company to repurchase up to \$75.0 million of its Class A ordinary shares (the "Repurchase Program"). Costs associated with the acquisition of Class A ordinary shares are presented as Treasury Shares on the consolidated balance sheet as a reduction of shareholders' equity. Refer to Note 10 for more information on the Repurchase Program.

Use of Estimates

The preparation of consolidated financial statements in conformity with U.S. GAAP requires us to make estimates and assumptions that affect the amounts reported and disclosed in the financial statements and the accompanying notes. Actual results could differ materially from these estimates. On an ongoing basis, we evaluate our estimates, including those related to the estimated period of benefit on deferred contract costs, the capitalization of certain costs to fulfill a contract, the allowance for credit losses, the fair value of financial assets and liabilities including the fair value of derivatives and investments, the useful lives of property and equipment, capitalization and estimated useful life of internal-use software, share-based compensation including the determination of the fair value of our ordinary shares (prior to IPO), the fair value of indemnification guarantees and the associated systematic and rational amortization method, provisions for chargebacks, the fair value of convertible preferred share warrant liabilities and convertible preferred share tranche rights (prior to IPO), incremental borrowing rate ("IBR") used for operating lease right-of-use ("ROU") assets and operating lease liabilities, and the valuation of deferred tax assets and uncertain tax positions. We base our estimates on assumptions, both historical and forward-looking, trends, and various other assumptions that are believed to be reasonable, the results of which form the basis for making judgments about the carrying values of assets and liabilities.

Foreign Currency

The U.S. dollar is our functional currency and the functional currency of a majority of our subsidiaries.

For the subsidiaries where the U.S. dollar is the functional currency, monetary assets and liabilities denominated in currencies other than the U.S. dollar are remeasured into U.S. dollars at exchange rates in effect at the end of each period. Foreign currency transaction gains and losses from these remeasurements are recognized in other income (expense), net, within the consolidated statements of operations. Foreign currency transactions resulted in net gains of \$1.4 million, \$2.5 million, and \$0.2 million for the years ended December 31, 2023, 2022, and 2021, respectively.

For subsidiaries where the functional currency is not the U.S. dollar, we use the period-end exchange rates to translate assets and liabilities, the average monthly exchange rates to translate revenue and expenses, and historical exchange rates to translate shareholders' equity, into U.S. dollars. We record translation gains and losses in accumulated other comprehensive profit (loss) as a component of shareholders' equity in the consolidated balance sheets.

Concentration of Risks

Our financial instruments that are exposed to concentrations of credit risk primarily consist of cash and cash equivalents, restricted cash, short-term deposits, short-term investments, accounts receivable and derivative financial instruments. We maintain our cash, cash equivalents, restricted cash, short-term deposits, and short-term investments with high-quality financial institutions mainly in the United States and Israel, the composition of which are regularly monitored by us. We have not experienced any material losses in such accounts. Our derivatives expose us to credit risk to the extent that the counterparties may be unable to meet the terms of the agreement. We seek to mitigate such risk by limiting our counterparties to major financial institutions and by spreading the risk across a number of major financial institutions. In addition, the potential risk of loss with any one counterparty resulting from this type of credit risk is monitored on an ongoing basis.

Our customers are online merchants. For accounts receivable, we are exposed to credit risk in the event of nonpayment by online merchants to the extent the amounts are recorded in the consolidated balance sheets. We extend different levels of credit to online merchants and maintain reserves for potential credit losses based upon the expected collectability of accounts receivable. We manage credit risk related to our merchants by performing periodic evaluations of credit worthiness and consumer indebtedness and applying other credit risk monitoring procedures.

The following table summarize our merchants that represented 10% or more of Accounts receivable and Revenue:

	Accounts Receivable		Revenue		
	As of December 31,		Year Ended December 31,		
	2023	2022	2023	2022	2021
Customer A	17 %	22 %	11 %	13 %	16 %
Customer B	11 %	*	*	*	*

* Represents less than 10%

Cash, Cash Equivalents, and Restricted Cash

Cash and cash equivalents consist of cash in banks, bank deposits, and money market funds. We consider all highly liquid investments, with an original maturity of three months or less at the date of purchase, to be cash equivalents. Our restricted cash primarily consisted of cash deposits to back letters of credit related to certain operating leases.

Short-Term Deposits

Short-term deposits consist of bank deposits with original maturities between 4 and 12 months and that mature within 12 months of the balance sheet date. Short-term deposits are reported at cost.

Short-Term Investments

Short-term investments consist of marketable debt securities that we have classified and accounted for as available-for-sale. We determine the appropriate classification of our investments in marketable debt securities at the time of purchase and reevaluate such designation at each balance sheet date. After consideration of our risk versus reward objectives, as well as our liquidity requirements, we may sell these debt securities prior to their effective maturities. As a result, we classify our investments, including those with maturities beyond 12 months, as current assets in the Consolidated Balance Sheets. We carry these securities at fair value, and report the unrealized gains and losses, net of taxes, as a component of shareholders' equity, except for changes in allowance for expected credit losses, which is recorded in other income (expense), net, within the consolidated statements of operations. We periodically evaluate our available-for-sale debt securities for impairment. If the amortized cost of an individual security exceeds its fair value, we consider our intent to sell the security or whether it is more likely than not that we will be required to sell the security before recovery of its amortized basis. If either of these criteria are

met, we write down the security to its fair value and record the impairment charge in other income (expense), net within the consolidated statements of operations. If neither of these criteria are met, we determine whether credit loss exists. Credit loss is estimated by considering changes to the rating of the security by a rating agency, any adverse conditions specifically related to the security, as well as other factors.

Fair Value Measurements

Fair value is defined as the price that would be received to sell an asset or paid to transfer a liability in an orderly transaction between market participants at the measurement date. We measure financial assets and liabilities at fair value for each reporting period using a fair value hierarchy which requires us to maximize the use of observable inputs and minimize the use of unobservable inputs. A financial instrument's classification within the fair value hierarchy is based upon the lowest level of input that is significant to the fair value measurement. Three levels of inputs may be used to measure fair value:

Level 1 – Quoted prices (unadjusted) in active markets for identical assets or liabilities.

Level 2 – Inputs other than Level 1 that are observable, either directly or indirectly, such as quoted prices for similar assets or liabilities; quoted prices in markets that are not active; or other inputs that are observable or can be corroborated by observable market data for substantially the full term of the assets or liabilities.

Level 3 – Unobservable inputs that are supported by little or no market activity and that are significant to the fair value of the assets or liabilities.

Financial instruments consist of cash and cash equivalents, restricted cash, short-term deposits, short-term investments, accounts receivables, derivative financial instruments, accounts payables, accrued liabilities, indemnification guarantees. Cash and cash equivalents, short-term deposits, restricted cash, accounts receivable, accounts payable, and accrued liabilities are stated at their carrying value, which approximates fair value due to the short time to the expected receipt or payment date. Short-term investments and derivative financial instruments are stated at fair value on a recurring basis as disclosed in Note 4 below.

We record indemnification guarantees that we issue upon approving a transaction at fair value when issued using the income approach. To measure this guarantee, we consider the premium that would have been received for the same guarantee if it were issued in a stand-alone transaction. The fair value of these indemnification guarantees is determined based on historical chargeback claims, a risk premium fee that would be required for a third party to assume this liability, and an appropriate discount rate due to the time period between issuance of the guarantee and settlement or expiration. Historical chargeback guarantee claims are not readily observable in the marketplace and are generally classified as Level 3 inputs. Indemnification guarantees are recorded at fair value when issued and not remeasured to fair value each period. Refer to Note 8 below for more information regarding indemnification guarantees.

Because of the inherent uncertainty of valuation, the estimated fair value of our financial instruments, in particular our indemnification guarantees, may differ significantly from the values that would have been used had a ready market for the financial instruments existed, and the differences could be material to our consolidated financial statements. Refer to Item 5. "*Operating and Financial Review and Prospects — Critical Accounting Policies and Estimates.*"

Accounts Receivable, Net

Accounts receivable are recorded at the invoiced amount, net of an allowance for credit losses. The allowance for credit losses is based on our assessment of the collectability of accounts. We regularly review the adequacy of the allowance for credit losses based on a combination of factors, including an assessment of the current merchant's credit worthiness, the age of the balance, the nature and size of the merchant, the financial condition of the merchant, and the amount of any receivables in dispute. Accounts

receivable deemed uncollectible are charged against the allowance for credit losses when identified. The allowance for doubtful accounts was \$0.5 million and \$0.5 million as of December 31, 2023 and 2022, respectively.

The following table represents a roll-forward of the allowance for credit losses:

	Year Ended December
	31,
	2023
	(in thousands)
Beginning balance	\$ 487
Current period provision	198
Uncollectible accounts charged against the allowance	(170)
Recoveries of amounts previously deemed uncollectible	—
Ending balance	\$ 515

Derivative Financial Instruments

We enter into derivative instruments to manage risks relating to our ongoing business operations. We enter into foreign currency forward and option contracts with financial institutions to protect against foreign exchange risks attributable to our exposure to changes in the exchange rates of (a) the New Israeli Shekel (“NIS”) against the U.S. dollar and (b) the Euro against the U.S. dollar. Our primary objective in entering into these contracts is to reduce the volatility of forecasted earnings and cash flows associated with changes in foreign currency exchange rates. We do not use derivative instruments for trading or speculative purposes.

We account for our derivative instruments as either assets or liabilities and carry them at fair value. The accounting for changes in the fair value of a derivative depends on the intended use of the derivative and the resulting designation. Derivative instruments are recorded as either prepaid expenses and other current assets or accrued expenses and other current liabilities in the consolidated balance sheets. We record changes in the fair value of derivative instruments that are designated as hedging instruments in accumulated other comprehensive profit (loss) in the consolidated balance sheets, until the forecasted transaction occurs upon which we reclassify the related gain or loss on the derivative to the same financial statement line item in the consolidated statements of operations to which the derivative relates.

Other derivatives not designated as hedging instruments consist primarily of foreign currency forward contracts that we use to hedge monetary assets or liabilities denominated in currencies other than the functional currency of a subsidiary. Changes in the fair value on these contracts, as well as the related costs, are recognized in Other income (expense), net, along with the foreign currency gains and losses on the related monetary assets and liabilities. Refer to Note 5 for additional information.

Property and Equipment, Net

Property and equipment are stated at cost net of accumulated depreciation and amortization. Depreciation and amortization are calculated using the straight-line method over the estimated useful lives of the respective assets. Expenditures for maintenance and repairs are expensed as incurred.

The estimated useful lives of our property and equipment are as follows:

Computer equipment	3 years
Furniture and office equipment	7 years
Leasehold improvements	Shorter of remaining lease term or estimated useful life

Capitalized Software Costs

Costs related to software acquired, developed, or modified solely to meet our internal requirements, with no substantive plans to market such software at the time of development are capitalized. Costs incurred during the preliminary project stage and during the post implementation operational stage are expensed as incurred. Eligible costs incurred during the application development stage of the project are capitalized. Capitalized software development costs are recorded as part of other assets, noncurrent in the consolidated balance sheets. Maintenance costs are expensed as incurred. Capitalized software development costs are amortized on a straight-line basis over the software's estimated useful life, which is four years and are recorded in cost of revenue in the consolidated statements of operations. As of December 31, 2023 and 2022, we have capitalized \$3.5 million, net and \$5.0 million, net, respectively, of qualifying software development costs. Amortization expenses related to capitalized software costs were \$1.5 million, \$0.7 million, and \$0.4 million for the years ended December 31, 2023, 2022, and 2021, respectively.

Cloud Computing Arrangement Implementation Costs

We capitalize certain implementation costs incurred in a cloud computing arrangement during the application development stage pursuant to Accounting Standards Codification, or ASC, 350-40, *Internal Use Software*. These costs are amortized over the term of the hosting arrangement on a straight-line basis, and are included within operating expenses in the consolidated statements of operations. Costs incurred in the preliminary stages of development are analogous to research and development activities and are expensed as incurred. These capitalized costs are included in other assets, noncurrent in the consolidated balance sheets. We have capitalized \$0.7 million and \$0.2 million of qualifying cloud computing arrangement implementation costs as of December 31, 2023 and 2022, respectively. Amortization expenses related to capitalized cloud computing arrangement implementation costs were \$0.2 million, \$0.2 million, and \$0.2 million for the years ended December 31, 2023, 2022, and 2021, respectively.

Leases

Our lease accounting policy under ASC Topic 840, "Leases" until January 1, 2022, prior to the adoption of the new lease guidance was as follows:

Leases are reviewed and classified as either capital or operating leases at their inception. In certain lease agreements, we may receive renewal or expansion options, rent holidays, and other incentives. For operating leases, we recognize lease costs on a straight-line basis once we take control of the space, without regard to deferred payment terms such as rent holidays that defer the commencement date of required payments. Additionally, incentives received are treated as a reduction of costs over the term of the agreement.

On January 1, 2022, we adopted the new lease guidance for our operating lease agreements. Refer to Note 7 below for additional information. Our lease accounting policy under ASC Topic 842, "ASC 842" from January 1, 2022, following the adoption of the new lease guidance is as follows:

We determine if an arrangement meets the definition of a lease at the inception of the lease, and leases are classified at commencement as either operating or finance leases. We do not have any finance leases. Operating lease ROU assets represent the right to use an underlying asset for the lease term and operating lease liabilities represent our obligation to make lease payments arising from the lease agreement. Operating lease ROU assets are measured based on the discounted present value of the remaining lease payments, initial direct costs incurred and prepaid lease payments, excluding lease incentives received prior to lease commencement. Operating lease liabilities are measured based on the discounted present value of the remaining lease payments. The discounted present value of remaining lease payments is computed using our IBR based on the information available at the commencement date of the lease as our leases generally do not provide an implicit rate. Our IBR was estimated to

approximate the interest rate for collateralized borrowing with similar terms and payments and in economic environments where the leased asset was located.

The lease term may include options to extend or terminate the lease when it is reasonably certain that we would exercise that option. We made an accounting policy election for lease agreements with a term of 12 months or less and do not recognize operating lease ROU assets and operating lease liabilities in respect of those agreements. Payments under our lease agreements are primarily fixed; however, certain lease agreements contain variable payments, which are expensed as incurred and not included in the operating lease ROU assets and operating lease liabilities. Variable lease payments are mainly comprised of common area maintenance, utilities, real estate taxes, and payments affected by changes in indexes.

We elected the practical expedient to not separate lease and non-lease components for our leases.

We sublease certain office spaces to third parties. Operating sublease income is recognized on a straight-line basis over the term of the agreement.

Impairment of Long-Lived Assets

We evaluate the recoverability of long-lived assets, including property and equipment, for possible impairment whenever events or circumstances indicate that the carrying amount of such assets may not be fully recoverable. Such events and changes may include significant changes in performance relative to expected operating results, significant changes in asset use, significant negative industry or economic trends, and changes in our business strategy. Recoverability of these assets is measured by comparing the carrying amounts with the future undiscounted cash flows that the assets are expected to generate. If such review indicates that the carrying amount of long-lived assets is not recoverable, the carrying amount of such assets is reduced to fair value. We determined that there were no material events or changes in circumstances that indicated that our long-lived assets were impaired during the periods presented.

Indemnification Guarantees

We provide contractual assurances around the accuracy of our approvals so that our merchants can confidently automate a transaction's execution. Our contracts obligate us to stand ready to indemnify our merchants for any costs incurred from a chargeback due to fraud (i.e., the "guarantee obligation"). Accordingly, we account for the guarantee obligation as an indemnification under the general provisions of ASC 460, *Guarantees*, or ASC 460, and recognize a liability at fair value upon approving a transaction at an amount that represents what we would need to pay a third party to relieve ourselves from this obligation. This liability is presented as Guarantee obligations on the consolidated balance sheets and will be released to revenue in the consolidated statements of operations.

We are relieved from our guarantee obligation at the earlier of (a) paying a chargeback or (b) expiration of the guarantee which is generally six months from the date of the transaction. We recognize the guarantee obligation as revenue through a systematic and rational amortization method over a six-month period that is representative of our historical pattern of being released from risk under the guarantee obligation.

While no individual transaction is probable of a chargeback occurring, when we analyze a portfolio of transactions, if we believe a future chargeback is probable and reasonably estimated, we accrue a liability and an associated expense through cost of revenue in accordance with ASC 450, *Contingencies*, or ASC 450. Inputs and assumptions used by management to calculate this provision are based on the transactions approved and the features of those transactions as well as historical information about chargebacks. It is possible that the estimate may change in the near term, and the effect of the change could be material. These liabilities are recorded within Provision for chargebacks, net on the consolidated balance sheets and will be reduced by credits issued or cash paid to merchants. Refer to Note 8 below or

Item 5. “*Operating and Financial Review and Prospects — Critical Accounting Policies and Estimates*” for additional information.

Ordinary Share Warrants

Prior to IPO, warrants to purchase our Series B/C and E-1 convertible preferred shares were recorded as a liability at fair value on our consolidated balance sheets as the underlying convertible preferred shares were contingently redeemable, upon a deemed liquidation event that is outside of our control, and therefore could have obligated us to transfer assets.

The Series B/C convertible preferred share warrants were remeasured to fair value at the end of each reporting period with changes in fair value recognized as a gain or loss within other income (expense), net in the consolidated statements of operations until the earlier of the exercise of the warrants, the expiration of the warrants, or upon the completion of a qualified IPO. Upon IPO, the Series B/C convertible preferred share warrants were converted to warrants to purchase ordinary shares, and the then outstanding liability was reclassified to additional paid-in capital in the consolidated balance sheets. The warrants to purchase ordinary shares may be exercised any time prior to, and shall expire upon, the earlier of (a) April 29, 2025 or (b) immediately prior to the consummation of certain deemed liquidation events. In November 2023, the outstanding warrants to purchase ordinary shares were exercised. Refer to Note 9.

The Series E-1 convertible preferred share warrants were remeasured to fair value at the end of each reporting period with changes in fair value recognized as a gain or loss within other income (expense), net in the consolidated statements of operations until the earlier of the exercise of the warrants, the expiration of the warrants, or the completion of a deemed liquidation event, including a qualified IPO. Upon IPO, the Series E-1 convertible preferred share warrants were automatically exercised.

In conjunction with a SaaS Agreement entered into in 2021, we issued a warrant to a customer to purchase ordinary shares. The warrant vests annually, in equal amounts, over a five-year period commencing on the effective date of the SaaS Agreement. The warrant is accounted for as consideration payable to a customer under ASC 606 and will reduce revenue as we recognize revenue under the SaaS Agreement over a period of five years. As of December 31, 2023, the warrant is outstanding.

Revenue Recognition

We primarily generate revenue by granting merchants access to our eCommerce risk intelligence platform and reviewing and approving eCommerce transactions for legitimacy. Revenue is also generated from the issuance of indemnification guarantees as noted above within “Indemnification Guarantees”. For the majority of our revenue, merchants pay us a percentage of every dollar of the gross merchandise volume, or GMV, that we approve and guarantee on their behalf. Our fee, as determined by our risk-based pricing model, in these situations is a percentage of the GMV of our merchants’ orders that we approve, prior to taxes or other charges. These arrangements do not provide merchants with the right to take possession of our software platform. Rather, merchants are granted continuous access to our software platform under a hosting arrangement over the contractual period.

As noted above within “Indemnification Guarantees”, our contracts with our merchants obligate us to review eCommerce transactions for legitimacy as well as to stand ready to indemnify merchants for costs incurred associated with an approved transaction in the event of a chargeback due to fraud. Our fee is allocated between the consideration owed to us for our fraud review service performance obligation accounted for under ASC 606 and the consideration owed to us for issuing indemnification guarantees that are accounted for under ASC 460 and are recorded at fair value. Consideration allocated to fraud review is recognized as revenue over the contract period in the month that the transactions are approved while consideration allocated to the indemnification guarantee is recognized as we are released from risk under the guarantee, generally over a six-month period from the date of the transaction.

We present revenue net of cancellations and adjustments for minimum service level agreements.

In accordance with ASC 606, revenue is recognized when a customer obtains control of promised products. The amount of revenue recognized reflects the consideration that we expect to receive in exchange for these products. To achieve the core principle of this standard, we applied the following five steps:

1. Identification of the contract, or contracts, with the merchant

We determine that we have a contract with a merchant when the contract is approved, each party's rights and obligations regarding the products to be transferred can be identified, the payment terms for the products can be identified, we have determined the merchant has the ability and intent to pay, and the contract has commercial substance. At contract inception, we evaluate whether two or more contracts should be combined and accounted for as a single contract and whether the combined or single contract includes more than one performance obligation. Contracts with our merchants are typically for a period of one year.

2. Identification of the performance obligations in the contract

Performance obligations promised in a contract are identified based on the products that will be transferred to the merchant that are both capable of being distinct, whereby the merchant can benefit from the products either on their own or together with other resources that are readily available from third parties or from us, and are distinct in the context of the contract, whereby the transfer of the products is separately identifiable from other promises in the contract.

For SaaS arrangements, we provide access to our cloud-hosted software platform and reviewing and approving eCommerce transaction for legitimacy, without providing the merchant the right to take possession of our software, which we consider to be a single performance obligation. Revenue generated from the issuance of indemnification guarantees is accounted for under ASC 460. Refer to "Indemnification Guarantees" above and Note 8 below for additional information.

3. Determination of the transaction price

As our contracts include an unknown quantity of approved transactions at a fixed contractual rate per approved transaction value executed on a monthly basis, the contract price is deemed variable. We allocate the variable consideration to the month in which we have the contractual right to bill under the contract as this represents the amount of consideration to which we expect to be entitled for the transfer of products during that month. Certain of our contracts include additional forms of variable consideration such as service level commitments relating to uptime availability and minimum approval rates as well as provisions that provide for reimbursements should our merchant's consumer cancel an approved order. If we fail to meet these commitments, merchants are generally permitted to receive a refund in the form of a credit on their invoice. Under certain arrangements, when the merchant's consumer cancels an order that we have approved, we provide a refund of some or all of the fees owed by our merchant to us generally in the form of a credit on our merchant's invoice. The transaction price is reduced to reflect our estimate of the amount of consideration to which we are entitled based on the terms of the contract.

Payment terms and conditions vary by contract type, although terms generally include a requirement to pay within 30 days. In instances where the timing of revenue recognition differs from the timing of invoicing, we have determined that our contracts do not include a significant financing component. The primary purpose of our invoicing terms is to provide our merchants with simplified and predictable ways of purchasing our products; not to receive financing from our merchants or to provide merchants with financing. We applied the practical expedient in ASC 606 and did not evaluate payment terms of one year or less for the existence of a significant financing component. Revenue is recognized net of any taxes collected from merchants (e.g., sales tax and other indirect taxes), which are subsequently remitted to governmental entities. We generally do not offer a right of refund in our contracts.

4. *Allocation of the transaction price to the performance obligations in the contract*

Contracts that contain multiple performance obligations require an allocation of the transaction price to each performance obligation based on each performance obligation's relative standalone selling price. Access to our cloud-hosted software is considered one performance obligation in the context of the contract and accordingly the transaction price is allocated to this single performance obligation.

5. *Recognition of the revenue when, or as, a performance obligation is satisfied*

Revenue is recognized at the time the related performance obligation is satisfied by transferring control of the promised service to the customer. Revenue is recognized in an amount that reflects the consideration that we expect to receive in exchange for those products. For SaaS arrangements, we have determined that these arrangements meet the variable consideration allocation exception and revenue is recognized over the contract period in the month that the transactions are approved.

Contract Balances

Contract assets consist of unbilled accounts receivable. The terms of our agreements are monthly, annual, or multi-year, and we typically invoice our merchants based on monthly usage. In some arrangements, a right to consideration for our performance under the merchant contract may occur before invoicing to the merchant, resulting in an unbilled accounts receivable. The amount of unbilled accounts receivable included within accounts receivable, net on the consolidated balance sheets was immaterial for the periods presented.

Cost to Obtain a Contract

We capitalize sales commissions and associated payroll taxes paid that are incremental to the acquisition of merchant contracts. These costs are recorded as Deferred contract acquisition costs on the consolidated balance sheets. We determine whether costs should be deferred based on our sales compensation plans and if the commissions are incremental and would not have occurred absent the merchant contract. Determining whether such costs are incremental to obtaining the online merchant contract requires a certain degree of judgment.

Sales commissions for initial contracts are amortized on a straight-line basis over an estimated period of benefit of four years. We determine the period of benefit for sales commissions by taking into consideration the estimated customer life, technological life of our software, and other factors. These factors involved in the determination of the period of benefit include inherent uncertainties and the application of significant judgment. Sales commissions for renewal contracts are not commensurate with sales commissions for initial contracts and are deferred and then amortized on a straight-line basis over the contractual term.

Sales commissions expenses are included in sales and marketing expense in the consolidated statements of operations. We periodically review these deferred contract acquisition costs to determine whether events or changes in circumstances have occurred that could impact the period of benefit. There were no impairment losses recorded during the periods presented.

Cost to Fulfill a Contract

We capitalize payroll related costs of certain integration services required in order to be able to fulfill the obligation to provide our products to our merchants. Integration services are promises that are not capable of being distinct. These costs are capitalized to the extent they are directly related to a contract, are recoverable, and generate or enhance resources that will be used in delivering our SaaS products. These costs are recorded as deferred contract fulfillment costs in other assets, noncurrent on the consolidated balance sheets.

Capitalized costs to fulfill a contract are amortized on a straight-line basis over the expected period of benefit of four years and are included in cost of revenue in the consolidated statements of operations. We

determine the period of benefit by taking into consideration the estimated customer life, technological life of our software, and other factors. These factors involved in the determination of period of benefit involve inherent uncertainties and the application of significant judgment. We periodically review these deferred contract fulfillment costs to determine whether events or changes in circumstances have occurred that could impact the period of benefit. There were no impairment losses recorded during the periods presented.

Cost of Revenue

Cost of revenue primarily consist of chargeback expenses, net of chargebacks won, and other expenses related to providing our products to our merchants. These other expenses include compensation and benefits related costs, including share-based compensation expense associated with teams integral in providing our service, hosting fees and software costs, payment processing fees, amortization of capitalized software development costs and deferred contract fulfillment costs, depreciation expense, and allocated overhead.

Chargeback claims can be disputed and if the decision of the dispute concludes that the order was legitimate and not fraudulent, the chargeback is classified as chargeback won. We present chargeback expenses net of chargebacks won, since such amounts are refunded to us. Amounts for chargebacks won were \$25.0 million, \$20.3 million, and \$14.3 million for the years ended December 31, 2023, 2022, and 2021, respectively.

Research and Development

Research and development costs primarily consist of compensation and benefits related costs, including share-based compensation expense associated with research and development teams that are responsible for the design, development, and testing of our ecommerce risk intelligence platform infrastructure including expenses associated with adding new features, increasing the functionality, and enhancing the usability of our platform. Research and development costs also consist of third-party software hosting fees used by our research and development teams, depreciation expense, and allocated overhead. Research and development costs are expensed as incurred.

Sales and Marketing

Sales and marketing costs primarily consist of compensation and benefits related costs, including share-based compensation expense directly associated with our sales and marketing teams. Sales and marketing costs also consists of costs associated with conferences, events, digital marketing and advertising programs, deferred contract acquisition costs, depreciation expense, and allocated overhead. Sales and marketing costs are expensed as incurred.

Digital marketing programs include advertising, promotional events, and brand-building activities. Advertising costs are expensed as incurred and were \$4.9 million, \$6.0 million, and \$5.2 million for the years ended December 31, 2023, 2022, and 2021, respectively.

General and Administrative

General and administrative costs primarily consist of compensation and benefits related costs, including share-based compensation expense associated with our finance, legal, human resources, information technology and administrative functions. General and administrative costs also consist of third-party professional service fees for external legal, accounting and other consulting services, depreciation expense, and allocated overhead. General and administrative costs are expensed as incurred.

Share-Based Compensation

Share-based compensation expense related to share-based awards is recognized based on the fair value of the awards granted. The fair value of each share option award is estimated on the grant date

using the Black-Scholes option-pricing model. The Black-Scholes option-pricing model requires the input of highly subjective assumptions, including the fair value of the underlying ordinary shares, the expected term of the share option, the expected volatility of the price of our ordinary shares, risk-free interest rates, and the expected dividend yield of ordinary shares. The assumptions used to determine the fair value of the option awards represent management's best estimates. These estimates involve inherent uncertainties and the application of management's judgment. The related share-based compensation expense is recognized on a straight-line basis over the requisite service period of the awards, including awards with graded vesting and no additional conditions for vesting other than service conditions. Forfeitures are accounted for as they occur.

We have granted to employees, RSUs, that vest either upon the (a) satisfaction of service-based vesting conditions only and (b) satisfaction of both service-based and performance-based vesting conditions. The fair value of each RSU award is based on the fair value of the underlying ordinary shares as of the grant date. We have also granted to our Chief Executive Officer ("CEO"), RSUs, that vest upon the satisfaction of service-based, performance-based, and market-based vesting conditions. A Monte-Carlo simulation model was used to determine the grant date fair value by simulating a range of scenarios with each outcome resulting in a determined value. The grant date fair value of this award is the average of the values determined by each simulation. The simulation was also used to derive the requisite service period.

For RSU awards with both service-based and performance-based vesting conditions, the service-based vesting condition has varying terms, but is generally satisfied over four to five years. The performance-based vesting condition is satisfied upon the occurrence of a qualifying liquidation event which is defined as the earlier to occur of (i) the six month anniversary of or, if earlier, March 15 of the year following, the occurrence of an IPO or (ii) consummation of a merger and acquisition, or M&A, transaction of the Company. The performance-based vesting condition underlying these awards was satisfied upon our IPO. The market-based condition underlying the CEO RSU is satisfied upon the trading price of our ordinary shares meeting certain thresholds.

RSU awards with service-based vesting conditions only are recognized using the straight-line method. RSU awards with more than just a service-based vesting condition are recognized using the accelerated attribution method once the performance-based vesting condition is probable of occurring which results in higher expenses attributed to the earlier periods of the requisite service period.

Income Taxes

We are subject to income taxes in Israel, the United States, and other jurisdictions. These other jurisdictions may have different statutory rates than in Israel. Income taxes are accounted for in accordance with ASC 740, *Income Taxes*. Deferred tax assets and liabilities are recognized for the future tax consequences attributable to differences between the consolidated financial statements carrying amounts of existing assets and liabilities and their respective tax basis as well as operating loss and tax credit carryforwards. Deferred tax assets and liabilities are measured using enacted tax rates expected to apply to taxable income in the years in which those temporary differences are expected to be recovered or settled. Valuation allowances are provided when necessary to reduce deferred tax assets to an amount that is more likely than not to be realized.

We recognize income tax benefits from uncertain tax positions only if we believe that it is more likely than not that the tax position will be sustained upon examination by the taxing authorities based on the technical merits of the position. The tax benefits recognized in the consolidated financial statements from such uncertain tax positions are then measured based on the largest benefit that is more likely than not to be realized upon the ultimate settlement.

Net Profit (Loss) Per Share Attributable to Ordinary Shareholders

We compute net profit (loss) per share using the two-class method required for participating securities. The two-class method requires income available to ordinary shareholders for the period to be

allocated between ordinary shares and participating securities based upon their respective rights to receive dividends as if all income for the period had been distributed. Under the two-class method, we allocate earnings proportionately to Class A and B ordinary shares outstanding for the period. Prior to IPO, we considered our convertible preferred shares to be participating securities as the holders of the convertible preferred shares would be entitled to dividends in preference to ordinary shareholders. These participating securities do not contractually require the holders of such shares to participate in our losses. As such, net loss for the periods presented was not allocated to our participating securities.

Our basic net profit (loss) per share is calculated by dividing net profit (loss) attributable to ordinary shareholders by the weighted-average number of ordinary shares outstanding for the period, without consideration of potentially dilutive securities. The diluted net profit (loss) per share is calculated by giving effect to all potentially dilutive securities outstanding for the period using the treasury stock method or the if-converted method based on the nature of such securities. Diluted net profit (loss) per share is the same as basic net profit (loss) per share in periods when the effects of potentially dilutive shares of ordinary shares are anti-dilutive.

Segment Information

We operate our business in one operating segment and therefore have one reportable segment. Operating segments are defined as components of an entity that engage in business activities for which discrete financial information is available and regularly reviewed by the chief operating decision maker, who is our CEO, in deciding how to allocate resources and assess performance. Our chief operating decision maker allocates resources and assesses performance based upon discrete financial information at the consolidated level.

Revenue by geographical region can be found in the revenue recognition disclosures in Note 3 below. Property and equipment, net of depreciation and amortization, by geographic region can be found in Note 6 below. Operating lease ROU assets by geographic region can be found in Note 7 below.

Recently Adopted Accounting Pronouncements

As an emerging growth company, or EGC, the Jumpstart Our Business Startups Act, or the JOBS Act, allows us to delay adoption of new or revised accounting pronouncements applicable to public companies until such pronouncements are made applicable to private companies. The JOBS Act does not preclude an EGC from early adopting new or revised accounting standards. We have elected to use extended transition periods permissible under the JOBS Act while also early adopting certain accounting pronouncements. The adoption dates discussed below reflect these elections.

In June 2016, the FASB issued Accounting Standards Update (“ASU”) No. 2016-13, *Financial Instruments – Credit Losses (Topic 326): Measurement of Credit Losses on Financial Instruments*, including subsequent amendments thereafter, which established ASC 326. ASC 326 replaces the existing incurred loss impairment model with a current expected credit loss model that requires more timely recognition of estimated expected credit losses over the life of certain financial instruments. Our accounts receivable and available-for-sale debt securities are in the scope of ASC 326. We adopted ASC 326 as of January 1, 2023. The adoption of ASC 326 did not have a material impact on our financial condition and results of operations within our consolidated financial statements.

Recently Issued Accounting Pronouncements

In November 2023, the Financial Accounting Standards Board (FASB) issued ASU No. 2023-07, *Reportable Segments (Topic 280): Improvements to Reportable Segment Disclosures*, which expands annual and interim disclosure requirements for reportable segments, primarily through enhanced disclosures about significant segment expenses, including public entities with a single operating or reportable segment. The updated standard will be effective for annual periods beginning in fiscal 2024 and interim periods beginning in the first quarter of fiscal 2025. Early adoption is permitted. We are currently evaluating the impact of this standard on our financial statement disclosures.

In December 2023, the FASB issued ASU 2023-09, Income Taxes (Topic 740): *Improvements to Income Tax Disclosures*, which expands disclosures in an entity's income tax rate reconciliation table and regarding cash taxes paid both in the U.S. and foreign jurisdictions. The updated standard will be effective for annual periods beginning in fiscal 2026. We are currently evaluating the impact of this standard on our financial statement disclosures.

3. Revenue Recognition

Disaggregation of Revenue

The following table summarizes revenue by region in which our merchants' headquarters are located:

	Year Ended December 31,					
	2023		2022		2021	
	Amount	Percentage of Revenue	Amount	Percentage of Revenue	Amount	Percentage of Revenue
	(in thousands, except where indicated)					
United States	\$ 182,806	61 %	\$ 163,920	63 %	\$ 163,681	71 %
Europe, the Middle East and Africa ("EMEA")*	80,547	27	71,443	27	44,850	20
Asia-Pacific ("APAC")	16,699	6	12,005	5	7,416	3
Americas	17,558	6	13,879	5	13,194	6
Total revenue	\$ 297,610	100 %	\$ 261,247	100 %	\$ 229,141	100 %

* Revenue recognized from merchants whose headquarters are in Israel, which is our country of domicile, was \$1.3 million, \$3.3 million, and \$2.4 million for the years ended December 31, 2023, 2022, and 2021, respectively.

The following table summarizes revenue based on the nature and type of service provided to our merchants:

	Year Ended December 31,					
	2023		2022		2021	
	Amount	Percentage of Revenue	Amount	Percentage of Revenue	Amount	Percentage of Revenue
	(in thousands, except where indicated)					
Fraud review service revenue (ASC 606)	\$ 167,278	56 %	\$ 156,040	60 %	\$ 132,261	58 %
Indemnification guarantee service revenue (ASC 460)	130,332	44	105,207	40	96,880	42
Total revenue	\$ 297,610	100 %	\$ 261,247	100 %	\$ 229,141	100 %

We primarily generate revenue from our Chargeback Guarantee offering. Revenue generated from other offerings are not material.

The allocation of consideration between fraud review service revenue and indemnification guarantee service revenue is a function of the fair value of our chargeback guarantee which represents what we would need to pay a third party to relieve ourselves from our obligations under issued guarantees. The fair value of the chargeback guarantee is primarily determined by utilizing the historical percentage of guarantees issued that resulted in a chargeback plus a risk premium fee that we would have incurred from a third-party in order to relieve ourselves from our legal obligation under the guarantee. Refer to Item 5. "Operating and Financial Review and Prospects — Critical Accounting Policies and Estimates."

RISKIFIED LTD.
NOTES TO CONSOLIDATED FINANCIAL STATEMENTS

Changes in the percentage of revenue that are recorded as fraud review service revenue and indemnification guarantee service revenue are a function of changes in the aforementioned fair value of the chargeback guarantee and changes in the speed in which we resolve chargeback claims which impacts the systematic and rational approach that we utilize to record revenue associated with our guarantee obligation.

Cost to Obtain a Contract

The following table represents a roll-forward of deferred contract acquisition costs:

	Year Ended December 31,		
	2023	2022	2021
	(in thousands)		
Beginning balance	\$ 14,383	\$ 10,365	\$ 6,263
Additions to deferred contract acquisition costs	8,894	9,707	7,744
Amortization of deferred contract acquisition costs	(7,715)	(5,689)	(3,642)
Ending balance	<u>\$ 15,562</u>	<u>\$ 14,383</u>	<u>\$ 10,365</u>

Cost to Fulfill a Contract

The following table represents a roll-forward of deferred contract fulfillment costs that are included within in other assets, noncurrent on the consolidated balance sheets:

	Year Ended December 31,		
	2023	2022	2021
	(in thousands)		
Beginning balance	\$ 3,673	\$ 2,930	\$ 2,166
Additions to deferred contract fulfillment costs	2,635	2,189	1,789
Amortization of deferred contract fulfillment costs	(1,852)	(1,446)	(1,025)
Ending balance	<u>\$ 4,456</u>	<u>\$ 3,673</u>	<u>\$ 2,930</u>

4. Fair Value Measurements

The following tables present information about our financial instruments that are measured at fair value on a recurring basis:

	As of December 31, 2023			
	Fair Value	Level 1	Level 2	Level 3
	(in thousands)			
Financial Assets:				
Government bonds included within short-term investments	\$ 28,968	\$ —	\$ 28,968	\$ —
Derivative financial instruments included in prepaid expenses and other current assets	308	—	308	—
Total financial assets	\$ 29,276	\$ —	\$ 29,276	\$ —
Financial Liabilities:				
Derivative financial instruments included in accrued expenses and other current liabilities	\$ 462	\$ —	\$ 462	\$ —
Total financial liabilities	\$ 462	\$ —	\$ 462	\$ —

	As of December 31, 2022			
	Fair Value	Level 1	Level 2	Level 3
	(in thousands)			
Financial Liabilities:				
Derivative financial instruments included in accrued expenses and other current liabilities	\$ 2,397	\$ —	\$ 2,397	\$ —
Total financial liabilities	\$ 2,397	\$ —	\$ 2,397	\$ —

As of December 31, 2023 and 2022, we did not have any Level 3 financial instruments that are measured at fair value on a recurring basis.

We classify our derivative financial instruments and government bonds within Level 2 of the fair value hierarchy because they are valued using inputs other than quoted prices which are directly or indirectly observable in the market, including readily-available pricing sources for the identical underlying security which may not be actively traded. Refer to Note 5 for more information regarding our derivative financial instruments.

Refer to Note 8 below for more information regarding the fair value of our indemnification guarantees.

Debt Securities

Short-term investments consisted of the following:

	As of December 31, 2023			
	Amortized Cost	Gross Unrealized Gains	Gross Unrealized Losses	Fair Value
	(in thousands)			
Government bonds	\$ 28,882	\$ 229	\$ (143)	\$ 28,968
Total short-term investments	\$ 28,882	\$ 229	\$ (143)	\$ 28,968

There were no short-term investments as of December 31, 2022. The following table summarizes the estimated fair value of investments in available-for-sale marketable debt securities by effective contractual maturity dates:

	As of December 31, 2023
Due in 1 year or less	\$ 28,968
Total	\$ 28,968

As of December 31, 2023, the unrealized losses related to short-term investments were not due to credit related losses. Therefore, we did not recognize an allowance for credit losses for our short-term investments. As of December 31, 2023, we did not have any available-for-sale debt securities that have been in a continuous loss position for more than twelve months.

5. Derivative Financial Instruments and Hedging

Notional Amount of Foreign Currency Contracts

Our foreign currency contracts are denominated in NIS and Euro. The gross notional amounts of outstanding foreign currency contracts in U.S. dollar were as follows:

	As of December 31,	
	2023	2022
	(in thousands)	
Derivatives Designated as Hedging Instruments:		
Foreign currency contracts	\$ 63,716	\$ 63,998
Derivatives Not Designated as Hedging Instruments:		
Foreign currency contracts	10,314	13,814
Total derivative instruments	\$ 74,030	\$ 77,812

Effect of Foreign Currency Contracts on the Consolidated Statements of Operations

The effect of foreign currency contracts on the Consolidated Statements of Operations during the periods presented were as follows:

RISKIFIED LTD.
NOTES TO CONSOLIDATED FINANCIAL STATEMENTS

	Derivatives Designated as Hedging Instruments			Derivatives Not Designated as Hedging Instruments		
	Year Ended December 31,			Year Ended December 31,		
	2023	2022	2021	2023	2022	2021
	(in thousands)					
Statement of Operations Location:						
Revenue	\$ 168	\$ —	\$ —	\$ —	\$ —	\$ —
Cost of revenue	(146)	(175)	—	—	—	—
Research and development	(2,659)	(1,718)	—	—	—	—
Sales and marketing	(1,051)	(732)	—	—	—	—
General and administrative	(1,263)	(706)	—	—	—	—
Other income (expense), net	—	—	—	(534)	(1,659)	59
Total gain (loss) recognized in earnings	<u>\$ (4,951)</u>	<u>\$ (3,331)</u>	<u>\$ —</u>	<u>\$ (534)</u>	<u>\$ (1,659)</u>	<u>\$ 59</u>

Effect of Foreign Currency Contracts on Accumulated Other Comprehensive Profit (Loss)

The following table represents the net unrealized gains (losses) of foreign currency contracts designated as hedging instruments, net of tax, that were recorded in accumulated other comprehensive profit (loss) during the periods presented, and their effect on other comprehensive profit (loss) for the periods presented:

	Net Unrealized Gains (Losses) on Derivatives Designated as Hedging Instruments
	(in thousands)
Balance as of December 31, 2020	\$ —
Amount of net gains (losses) recorded in accumulated other comprehensive profit (loss)	176
Amount of net gains (losses) reclassified from accumulated other comprehensive profit (loss) to earnings	—
Other comprehensive profit (loss)	176
Balance as of December 31, 2021	<u>176</u>
Amount of net gains (losses) recorded in accumulated other comprehensive profit (loss)	1,448
Amount of net gains (losses) reclassified from accumulated other comprehensive profit (loss) to earnings	(3,331)
Other comprehensive profit (loss)	(1,883)
Balance as of December 31, 2022	<u>\$ (1,707)</u>
Amount of net gains (losses) recorded in accumulated other comprehensive profit (loss)	6,585
Amount of net gains (losses) reclassified from accumulated other comprehensive profit (loss) to earnings	(4,951)
Other comprehensive profit (loss)	1,634
Balance as of December 31, 2023	<u>\$ (73)</u>

RISKIFIED LTD.
NOTES TO CONSOLIDATED FINANCIAL STATEMENTS

As of December 31, 2021, net deferred gains totaled \$0.2 million and were recognized during the year ended December 31, 2022 in the same financial statement line item as the hedged items. As of December 31, 2022, \$1.7 million of net deferred losses were recorded in accumulated other comprehensive profit (loss) and were recognized during the year ended December 31, 2023 in the same financial statement line item as the hedged items. As of December 31, 2023, \$0.1 million of net deferred losses were recorded in accumulated other comprehensive profit (loss) of which all are expected to be recognized in the same financial statement line item in the Consolidated Statements of Operations to which the derivative relates over the next twelve months.

6. Consolidated Balance Sheet Components

Property and Equipment, Net

Property and equipment, net consisted of the following:

	As of December 31,	
	2023	2022
	(in thousands)	
Computer equipment	\$ 6,592	\$ 6,912
Furniture and office equipment	2,593	2,531
Leasehold improvements	16,702	16,576
Property and equipment, gross	25,887	26,019
Less: accumulated depreciation and amortization	(10,248)	(7,433)
Property and equipment, net	\$ 15,639	\$ 18,586

Depreciation and amortization expenses were \$3.6 million, \$3.4 million, and \$1.8 million for the years ended December 31, 2023, 2022, and 2021, respectively.

The following table presents our property and equipment, net of depreciation and amortization, by geographic region:

	As of December 31,	
	2023	2022
	(in thousands)	
Israel	\$ 14,209	\$ 16,671
United States	1,403	1,796
Rest of world	27	119
Total property and equipment, net	\$ 15,639	\$ 18,586

Accrued Expenses and Other Current Liabilities

Accrued expenses and other current liabilities consisted of the following:

	As of December 31,	
	2023	2022
	(in thousands)	
Accrued expenses	\$ 4,548	\$ 6,175
Customer credits	6,724	5,388
Derivative financial instruments	462	2,397
Other	1,062	1,853
Accrued expenses and other current liabilities	<u>\$ 12,796</u>	<u>\$ 15,813</u>

Other Liabilities, Noncurrent

Other liabilities, noncurrent consisted of the following:

	As of December 31,	
	2023	2022
	(in thousands)	
Other tax liabilities	\$ 14,706	\$ 8,734
Other liabilities, noncurrent	<u>\$ 14,706</u>	<u>\$ 8,734</u>

7. Leases

We have non-cancelable operating leases for our corporate offices in Tel Aviv, Israel and in New York, New York in the United States. The leases for these facilities in Tel Aviv and New York expire in 2031 and 2029, respectively and we have options to renew these leases through 2036 and 2034, respectively. These renewal options are excluded from the calculation of operating lease ROU assets and operating lease liabilities. We sublease a portion of our office space in Tel Aviv and New York.

The components of operating lease cost for the years ended December 31, 2023 and 2022 were as follows:

	Year Ended December 31,	
	2023	2022
	(in thousands)	
Operating lease cost	\$ 6,242	\$ 6,140
Variable lease cost	1,010	1,257
Short-term lease cost	170	304
Sublease income	(1,347)	(786)
Total operating lease cost	<u>\$ 6,075</u>	<u>\$ 6,915</u>

Our lease costs prior to the adoption of ASC 842 were \$5.9 million for the year ended December 31, 2021. Sublease income was \$0.1 million for the year ended December 31, 2021.

As of December 31, 2023, the weighted average remaining lease term and the weighted average discount rate for our operating leases were 6.5 years and 4.6%, respectively. As of December 31, 2022, the weighted average remaining lease term and the weighted average discount rate for our operating leases were 7.4 years and 4.6%, respectively.

The future minimum lease payments included in the measurement of our operating lease liabilities as of December 31, 2023, were as follows:

RISKIFIED LTD.
NOTES TO CONSOLIDATED FINANCIAL STATEMENTS

	Amount
Year Ending December 31,	
2024	\$ 5,744
2025	5,714
2026	5,759
2027	5,804
2028	5,851
Thereafter	7,183
Total undiscounted lease payments	36,055
Less: imputed interest	(4,746)
Present value of operating lease liabilities	\$ 31,309

The following table presents our operating lease ROU assets by geographic region:

	As of December 31,	
	2023	2022
	(in thousands)	
Israel	\$ 18,782	\$ 22,560
United States	10,960	12,598
Total operating lease right-of-use assets	\$ 29,742	\$ 35,158

Excluded from the tables above is an unsecured and undated promissory note issued in December 2020 in connection with the execution of a lease agreement for an amount of \$2.9 million and \$3.0 million as of December 31, 2023 and 2022, respectively. The promissory note may only be withdrawn in the event of a material and fundamental breach of the lease agreement. The promissory note expires three months after the lease termination date. As of December 31, 2023 and 2022, we were in full compliance of the terms and conditions of the promissory note, and the promissory note has not been withdrawn.

8. Guarantees, Commitments, and Contingencies

Indemnification Guarantees

We provide contractual assurances around the accuracy of our approvals so that our merchants can confidently automate a transaction's execution. Our contracts obligate us to stand ready to indemnify our merchants for any costs incurred from a chargeback due to fraud. Accordingly, we account for the guarantee obligation as an indemnification under the general provisions of ASC 460 and recognize a liability at fair value upon approving a transaction at an amount that represents what we would need to pay a third party to relieve ourselves from this obligation. This liability is presented as Guarantee obligations on the consolidated balance sheets and was \$12.7 million and \$12.4 million as of December 31, 2023 and 2022, respectively, and will be released to revenue in the consolidated statements of operations.

We are relieved from our guarantee obligation at the earlier of (a) paying a chargeback or (b) expiration of the guarantee which is generally six months from the date of the transaction. We recognize the guarantee obligation as revenue through a systematic and rational amortization method over a six-month period that is representative of our historical pattern of being relieved from our guarantee obligation.

Our provision for chargebacks includes amounts associated with chargebacks that have been submitted and accepted but not yet paid by us as of the balance sheet date as well as estimates of chargebacks that have not yet been submitted and accepted relating to approved transactions that are

accounted for under ASC 450, *Contingencies*. While no individual transaction is probable of a chargeback occurring, when we analyze a portfolio of transactions, if we believe a future chargeback is probable and reasonably estimated, we accrue a liability and an associated expense through cost of revenue. Inputs and assumptions used by management to calculate the provision are based on the transactions approved and the features of those transactions as well as historical information about chargebacks. It is possible that the estimate may change in the near term, and the effect of the change could be material. Provision for chargebacks, net on the consolidated balance sheets were \$12.1 million and \$12.0 million as of December 31, 2023 and 2022, respectively, and will be reduced by credits issued or cash paid to merchants.

As of December 31, 2023, our portfolio of potential chargeback liabilities was diversified across numerous industries, hundreds of merchants, and millions of individual transactions. The maximum potential payment to our merchants for these guarantees at a point in time, if every order we approved was fraudulent, is generally the aggregate approved transaction amount excluding cancelled orders, orders that have expired guarantees, and orders for which guarantees have already been paid. As of December 31, 2023, there was \$57.2 billion in outstanding indemnification guarantees.

Historically, we have had to pay approximately 0.1% of guarantees that we have issued and net chargeback expenses for the years ended December 31, 2023, 2022, and 2021, were \$121.8 million, \$103.2 million, and \$85.5 million, respectively, which was in line with our budgets for the associated periods.

Non-Cancelable Purchase Obligations

In the normal course of business, we enter into non-cancelable purchase commitments with various parties primarily for hosting and software services. As of December 31, 2023, we had outstanding non-cancelable purchase obligations with a term of 12 months or longer as follows:

	Amount
	(in thousands)
Year Ending December 31,	
2024	\$ 1,106
2025	512
2026	96
Total	\$ 1,714

Other Indemnifications and Contingencies

In the ordinary course of business, we agree to indemnify certain parties. In our merchant agreements, we have agreed to indemnify, defend, and hold harmless the indemnified party for third-party claims and related losses suffered or incurred by the indemnified party from actual or threatened third-party intellectual property infringement claims. For certain large or strategic merchants, we have agreed to indemnify, defend and hold harmless the indemnified party for non-compliance with certain additional representations and warranties made by us. In addition, we have entered into indemnification agreements with our directors and certain officers. As we have a limited history of prior indemnification claims and the payments we have made under such agreements have not had a material adverse effect on our results of operations, cash flows, or financial position, we are unable to reasonably estimate the maximum potential amount of future payments related to these indemnification agreements. However, to the extent that valid indemnification claims arise in the future, future payments by us could be significant and could have a material adverse effect on our results of operations or cash flows in a particular period. As of December 31, 2023 and 2022, we did not have any material indemnification claims that were probable or reasonably possible.

Legal Proceedings

Occasionally we may be subject to various proceedings, lawsuits, disputes, or claims. We investigate these claims as they arise and accrue liabilities when losses are probable and reasonably estimated.

In May 2022, a putative securities class action complaint was filed in federal court in the United States by certain of our shareholders against us, certain of our current and former officers and directors, and our underwriters alleging violations of the Securities Act in connection with our IPO-related disclosures, and seeking unspecified damages. The lawsuit was captioned *In re Riskified Ltd. Securities Litigation*, 22 Civ. 3545 (DLC) (S.D.N.Y.). Plaintiffs filed an amended complaint on September 15, 2022. We moved to dismiss the amended complaint on October 28, 2022. On June 2, 2023, the Court granted our motion to dismiss the complaint in its entirety, with prejudice. The deadline to appeal has passed and the judgment is now final.

Although claims are inherently unpredictable, we are currently not aware of any matters that, if determined adversely to us, would individually or taken together, have a material adverse effect on our business, financial position, results of operations, or cash flows.

9. Ordinary Share Warrants

In November 2023, 1,187,087 Class A shares were issued upon the cashless exercise of the outstanding warrants to purchase ordinary shares.

As of December 31, 2023 and 2022, the following warrants were issued and outstanding:

	As of December 31, 2023				Expiration Date
	Issued and Outstanding Share Warrants		Weighted-Average Exercise Price		
	Class A Ordinary Shares	Class B Ordinary Shares	Class A Ordinary Shares	Class B Ordinary Shares	
Warrants issued to customers	499,500	—	\$ 0.01	\$ —	June 2028
Total	499,500	—			

	As of December 31, 2022				Expiration Date
	Issued and Outstanding Share Warrants		Weighted-Average Exercise Price		
	Class A Ordinary Shares	Class B Ordinary Shares	Class A Ordinary Shares	Class B Ordinary Shares	
Warrants to purchase ordinary shares	425,325	850,650	\$ 0.28	\$ 0.28	April 2025
Warrants issued to customers	499,500	—	\$ 0.01	\$ —	June 2028
Total	924,825	850,650			

10. Ordinary Shares and Equity Incentive Plan

Ordinary Shares

Upon the completion of the IPO, our amended and restated AoA became effective, which authorized the issuance of up to 900,000,000 Class A ordinary shares with no par value and 232,500,000 Class B ordinary shares with no par value, respectively.

We have the following ordinary shares reserved for future issuance:

	As of December 31,	
	2023	2022
Warrants to purchase ordinary shares ⁽¹⁾	499,500	1,775,475
Share options and RSUs issued and outstanding under the 2013 Plan	15,981,269	20,062,824
Share options and RSUs issued and outstanding under the 2021 Plan	16,299,528	13,134,652
Remaining shares available for future issuance under the 2021 Plan	8,766,560	8,674,132
Total ordinary shares reserved	41,546,857	43,647,083

(1) Includes the warrants to purchase ordinary shares and warrants issued to customers.

Treasury Shares

In August 2023, the board of directors authorized the Company to repurchase up to \$75.0 million of its Class A ordinary shares. We received approval for the implementation of our Repurchase Program from the Tel Aviv District Court Economic Department ("Israeli Court") on November 20, 2023. The Israeli Court approval is valid through May 19, 2024. We may file extension requests with the Israeli Court on an ongoing basis as required. During the year ended December 31, 2023, we repurchased 3,038,865 outstanding Class A ordinary shares for \$13.2 million, including transaction costs of approximately \$0.1 million, through our Repurchase Program. These shares are classified as Treasury Shares on our consolidated balance sheet.

The Repurchase Program authorizes us to repurchase Class A ordinary shares, from time to time in the open market, in privately negotiated transactions or by other means in accordance with U.S. federal securities laws. The timing, as well as the number and value of any shares repurchased under the program, will be determined at our discretion under the Board authorized program and will depend on a variety of factors, including management's assessment of the intrinsic value of our ordinary shares, the market price of our ordinary shares, general market and economic conditions, available liquidity, alternative investment opportunities, and applicable legal requirements. The Repurchase Program does not obligate us to repurchase any specific number of shares and may be suspended, modified or discontinued at any time without prior notice. The share repurchases will be funded from existing cash and cash equivalents.

Equity Incentive Plan

The 2013 Equity Incentive Plan, or the 2013 Plan, was adopted by our board of directors on July 3, 2013 and amended and restated on February 23, 2021. The 2013 Plan provided for the grant of equity-based incentive awards to our employees, directors, office holders and consultants. The U.S. Sub-Plan to the 2013 Plan, which is to be read as a continuation of the 2013 Plan, was adopted by our board of directors on May 10, 2015 and amended and restated on February 23, 2021. The U.S. Sub-Plan governed equity-based incentive awards granted to our United States employees, directors, office holders and consultants, including those who are deemed to be residents of the United States for tax purposes.

We no longer grant any awards under our 2013 Plan as it was superseded by the 2021 Share Incentive Plan, or the 2021 Plan. Awards granted prior to the adoption of the 2021 Plan remain outstanding and are governed by the 2013 Plan.

The 2021 Plan was adopted in connection with our IPO on July 15, 2021. The 2021 Plan provides for the grant of equity-based incentive awards to our employees, directors, office holders, service providers and consultants. The maximum number of Class A ordinary shares available for issuance under the 2021 Plan is equal to the sum of (i) 13,951,037 Class A ordinary shares, (ii) any shares subject to awards under the 2013 Plan which have expired, or were cancelled, terminated, forfeited or settled in cash in lieu of issuance of shares or became unexercisable without having been fully exercised and (iii) an annual increase on the first day of each year beginning in 2022 and on January 1st of each calendar year thereafter during the term of the 2021 Plan, equal to the lesser of (A) 5% of the outstanding Class A ordinary shares of the Company on the last day of the immediately preceding calendar year (calculated on a fully diluted, as converted basis); and (B) such amount as determined by our board of directors if so determined prior to January 1 of a calendar year, provided that no more than 13,951,037 Class A ordinary shares may be issued upon the exercise of incentive share options.

Share Options and Shares Available for Grant

Share options generally vest over four years and expire ten years after the date of grant. We issue Class A ordinary shares upon exercise of share options. A summary of share options under our equity incentive plan and related information is as follows:

	Share Options Outstanding			
	Outstanding Share Options	Weighted-Average Exercise Price	Weighted-Average Remaining Contractual Life (Years)	Aggregate Intrinsic Value
	(in thousands, except share, life and per share data)			
Balance as of December 31, 2022	13,785,214	\$ 2.17	6.1	\$ 34,326
Options exercised	(3,010,478)	\$ 1.22		
Options forfeited	(405,202)	\$ 3.72		
Balance as of December 31, 2023	10,369,534	\$ 2.39	5.5	\$ 24,303
Exercisable as of December 31, 2023	8,849,876	\$ 2.13	5.2	\$ 22,904

There were no share options granted during the years ended December 31, 2023 or December 31, 2022. The weighted-average grant date fair value of share options granted during the year ended December 31, 2021 was \$16.63. The aggregate grant date fair value of share options vested during the years ended December 31, 2023, 2022, and 2021 were \$6.9 million, \$12.0 million, and \$3.2 million, respectively. The total intrinsic value of share options exercised during the years ended December 31, 2023, 2022, and 2021 were \$11.3 million, \$17.4 million, and \$68.6 million, respectively. As of December 31, 2023, unrecognized share-based compensation cost related to unvested share options was \$6.4 million, which is expected to be recognized over a weighted-average period of 1.3 years.

The Black-Scholes assumptions used to value the employee share options at the grant dates are as follows:

	Year Ended December 31, 2021
Expected term (years)	5.44 - 6.60
Expected volatility	67.26% - 68.52%
Risk-free interest rate	0.99% - 1.12%
Expected dividend yield	0.00%

These assumptions and estimates were determined as follows:

- *Fair Value of Ordinary Shares* - Prior to IPO, the fair value was determined by our board of directors, with input from management and valuation reports prepared by third-party valuation specialists. Post IPO, the fair value of each ordinary share was based on the closing price of our publicly traded ordinary shares as reported on the date of the grant.
- *Expected Term* - The expected term represents the period that the share options are expected to be outstanding. For share option grants that are considered to be "plain vanilla," we determine the expected term using the simplified method. The simplified method deems the term to be the average of the time-to-vesting and the contractual life of the share options.
- *Expected Volatility* - As we have a short trading history for our ordinary shares, the expected volatility is derived from the average historical share volatilities of several unrelated public

companies within our industry that we consider to be comparable to our own business over a period equivalent to the option's expected term.

- *Risk-Free Interest Rate* - The risk-free rate for the expected term of the share options are based on the yields of U.S. Treasury securities with maturities appropriate for the expected term of employee share option awards.
- *Expected Dividend Yield* - We have never declared or paid any cash dividends and do not presently plan to pay cash dividends in the foreseeable future. As a result, an expected dividend yield of zero percent was used.

Restricted Share Units

RSUs vest either upon the satisfaction of service-based vesting conditions, the satisfaction of both service-based and performance-based vesting conditions, or the satisfaction of service-based, performance-based, and market-based vesting conditions. Refer to Note 2 for more information regarding the vesting conditions of our RSUs. RSUs granted under the 2013 Plan can only vest prior to the expiration date of the award which is seven years from the date of grant. Any RSUs that have not vested will automatically terminate on their expiration date. RSUs granted under the 2021 Plan do not have an expiration date.

A summary of RSU activity, including activity under our equity incentive plan, and related information is as follows:

	Number of Shares	Weighted-Average Grant-Date Fair Value Per Share
Unvested as of December 31, 2022	19,412,262	\$ 9.06
Granted	10,904,664	\$ 5.43
Vested	(6,365,261)	\$ 7.28
Forfeited	(2,040,402)	\$ 6.31
Unvested as of December 31, 2023	<u>21,911,263</u>	<u>\$ 8.02</u>

As of December 31, 2023, total unrecognized share-based compensation expense related to unvested RSUs was approximately \$115.0 million, which is expected to be recognized over a weighted-average period of 3.3 years.

2021 Employee Share Purchase Plan

We adopted the 2021 Employee Share Purchase Plan, or ESPP, in connection with our IPO on July 15, 2021, to enable eligible employees of the company and certain of its designated subsidiaries to use payroll deductions to purchase the company's Class A ordinary shares and thereby acquire ownership interests in the Company. A total of 3,742,961 Class A ordinary shares are available for sale under the ESPP, subject to adjustment as provided for in the ESPP. In addition, on the first day of each fiscal year beginning on January 1, 2022 and ending on and including January 1, 2031, such pool of Class A ordinary shares shall be increased by that number of our Class A ordinary shares equal to the lesser of: (i) 1% of the outstanding Class A ordinary shares as of the last day of the immediately preceding fiscal year (calculated on a fully diluted as-converted basis); or (ii) such smaller amount as our board of directors may determine. In accordance with the above, our board of directors determined not to increase the number of Class A ordinary shares available for sale under the ESPP as of January 1, 2022, January 1, 2023, or January 1, 2024.

Generally, all of our employees are eligible to participate if they are employed by us. However, an employee may not be granted rights to purchase our ordinary shares under the ESPP if such employee (i)

immediately after the grant would own capital shares or hold outstanding share options to purchase such shares possessing 5% or more of the total combined voting power or value of all classes of our shares or any of our subsidiaries.

As of December 31, 2023, we have not effected any offering under the ESPP.

CEO Multi-Year Equity Award

In July 2021, our board of directors and shareholders granted to our chief executive officer, Mr. Gal, a multi-year equity award, comprising 3,993,440 RSUs (the "Multi-Year Award"). The grant date fair value of the Multi-Year Award, which is the amount of share-based compensation expense that we recognize, is primarily determined based on the share price on the date the award was granted and is not based on our current share price. This amount is expensed utilizing the accelerated attribution method over the requisite service period of ten years. This method attributes higher expenses to the earlier periods of the requisite service period.

The Multi-Year Award is structured so that meaningful value may only be realized upon the achievement of sustained and significant high performance levels. The award is divided into ten tranches that are eligible to vest based on the achievement of stock price goals, which range from \$26.67 to \$106.67, measured based on the average of our stock price over a trailing 60 trading day period during predefined performance periods, subject to Mr. Gal's continued employment as our chief executive officer through each such period. In order to earn all of the tranches, the stock price will have to be more than 5 times higher than the price at IPO. No tranches of the Multi-Year Award were earned or vested in 2023.

In addition to the service-based vesting condition, and market-based vesting condition, each described above, the Multi-Year Award is also subject to a performance-based vesting condition. The performance-based vesting condition underlying the Multi-Year Award was satisfied upon the occurrence of our IPO in 2021. We recognized \$8.6 million, \$13.0 million, and \$6.0 million in share-based compensation expense related to the Multi-Year Award during the years ended December 31, 2023, 2022, and 2021, respectively.

Share-Based Compensation

Share-based compensation expense by line item in the consolidated statements of operations is summarized as follows:

	Year Ended December 31,		
	2023	2022	2021
	(in thousands)		
Cost of revenue	\$ 770	\$ 621	\$ 216
Research and development	13,152	10,005	4,246
Sales and marketing	19,420	18,253	10,710
General and administrative	29,068	38,588	18,186
Total share-based compensation expense	\$ 62,410	\$ 67,467	\$ 33,358

11. Income Taxes

Ordinary taxable income in Israel is subject to a corporate tax rate of 23%. However, the effective tax rate payable by a company that derives income from a Preferred Technological Enterprise (as discussed below) may be considerably less. Capital gains (which are not 'Inflationary Surplus', as described below) derived by an Israeli company are generally subject to the prevailing corporate tax rate.

Law for the Encouragement of Capital Investments, 1959

RISKIFIED LTD.
NOTES TO CONSOLIDATED FINANCIAL STATEMENTS

The Law for the Encouragement of Capital Investments, 1959, generally referred to as the Investment Law, provides certain incentives for capital investments in production facilities (or other eligible assets).

The Investment Law was significantly amended effective on April 1, 2005, January 1, 2011, and on January 1, 2017, or the 2017 Amendment. The 2017 Amendment introduces new benefits for Technological Enterprises, alongside the existing tax benefits.

The 2017 Amendment was enacted as part of the Economic Efficiency Law that was published on December 29, 2016, and is effective as of January 1, 2017. The 2017 Amendment included new tax benefits for "Technological Enterprises," as described below, and is in addition to the other existing tax beneficial programs under the Investment Law.

The 2017 Amendment provides that a technology company satisfying certain conditions should qualify as a "Preferred Technology Enterprises," or PTE, granting a 12% tax rate in central Israel on income deriving from Benefited Intangible Assets, subject to a number of conditions being fulfilled, including a minimal amount or ratio of annual R&D expenditure and R&D employees, as well as having at least 25% of annual income derived from exports to large markets. PTE is defined as an enterprise which meets the aforementioned conditions and for which total consolidated revenues of its parent company and all subsidiaries are less than NIS 10 billion.

The Company has not adopted the PTE status currently, but believe we are eligible for the PTE status in future tax years and have tax-effected our Israel deferred tax assets and liabilities at the appropriate PTE rates. Our subsidiaries are separately taxed under the domestic tax laws of the jurisdiction of incorporation of each entity.

Profit (loss) before the provision for income taxes consisted of the following for the years ended December 31, 2023, 2022, and 2021:

	Year Ended December 31,		
	2023	2022	2021
	(in thousands)		
Israel	\$ (23,269)	\$ (55,414)	\$ (154,549)
International	(29,968)	(43,249)	(23,323)
Total	<u>\$ (53,237)</u>	<u>\$ (98,663)</u>	<u>\$ (177,872)</u>

RISKIFIED LTD.
NOTES TO CONSOLIDATED FINANCIAL STATEMENTS

The provision for income taxes was as follows:

	Year Ended December 31,		
	2023	2022	2021
	(in thousands)		
Current:			
Israel	\$ (225)	\$ 4	\$ 4
International	6,039	8,715	121
Total current income tax expense	5,814	8,719	125
Deferred:			
Israel	—	—	—
International	(16)	(2,677)	1,433
Total deferred income tax expense	(16)	(2,677)	1,433
Total provision for income taxes	\$ 5,798	\$ 6,042	\$ 1,558

A reconciliation of our statutory income tax expense to our effective income tax provision is as follows:

	Year Ended December 31,		
	2023	2022	2021
	(in thousands)		
Israel tax benefit at statutory rate	\$ (12,245)	\$ (22,528)	\$ (40,784)
Preferred enterprise	1,652	10,573	3,052
Foreign rate differential	(785)	(1,050)	912
Share-based compensation	8,158	9,717	1,753
Warrant revaluation	—	—	23,325
Tranche right revaluation	—	—	4,890
Prior year tax income/(expense)	(302)	(6,675)	84
Permanent differences	587	(3,351)	98
Uncertain tax position	5,772	7,233	3,784
Change in valuation allowance	2,961	12,123	4,444
Total	\$ 5,798	\$ 6,042	\$ 1,558

Our effective tax rate was (10.89)% for the year ended December 31, 2023, compared to an effective tax rate of (6.12)% for the year ended December 31, 2022 and (0.88)% for the year ended December 31, 2021. The effective tax rates for the periods presented are primarily comprised of Israel statutory taxes, warrant revaluation, share-based compensation expense, uncertain tax positions, and changes in valuation allowance position. The difference in the effective tax rate of (10.89)% for the year ended December 31, 2023 as compared to the effective tax rate of (6.12)% for the year ended December 31, 2022 and (0.88)% for the year ended December 31, 2021 was related to non-deductible share-based compensation, prior period adjustments, uncertain tax positions, and change in valuation allowance position in Israel and in our U.S. subsidiary.

The provision for income taxes was \$5.8 million, \$6.0 million and \$1.6 million for the years ended December 31, 2023, 2022, and 2021, respectively. The provision for income taxes for the year ended December 31, 2023 consisted primarily of income taxes related to the United States and other foreign jurisdictions in which we conduct business.

RISKIFIED LTD.
NOTES TO CONSOLIDATED FINANCIAL STATEMENTS

Deferred income taxes reflect the net tax effects of temporary differences between the carrying amounts of assets and liabilities for financial reporting purposes and the amounts used for income tax purposes.

The following table presents the significant components of our deferred tax assets and liabilities:

	Year Ended December 31,		
	2023	2022	2021
	(in thousands)		
Deferred tax assets:			
Research and development expenses	\$ 7,550	\$ 7,374	\$ 1,436
Net operating loss	10,333	9,059	5,212
Deferred Compensation	6,762	5,214	1,009
Operating lease liabilities	5,565	6,456	—
Vacation and convalescence	746	730	799
Bad debts	84	78	93
Other	1,946	2,166	466
Gross deferred tax assets	32,986	31,077	9,015
Valuation allowance	(23,783)	(20,822)	(8,699)
Total deferred tax assets	9,203	10,255	316
Deferred tax liabilities:			
Operating lease right-of-use assets	(5,577)	(6,387)	—
Deferred contract acquisition costs	(2,971)	(3,009)	(2,324)
Property and equipment	(109)	(279)	(283)
Capitalized Software	(541)	(591)	(397)
Gross deferred tax liabilities	(9,198)	(10,266)	(3,004)
Net deferred tax assets/(liabilities)	\$ 5	\$ (11)	\$ (2,688)

As of December 31, 2023 and 2022, we had Israel net operating loss, or NOL, carryforwards of approximately \$75.7 million and \$68.9 million, respectively, which do not expire. As of December 31, 2023 and 2022, we had U.S. Federal NOL carryforwards of approximately \$11.7 million and \$11.2 million respectively, which do not expire. As of December 31, 2023, we had U.S. State NOL carryforwards of approximately \$24.8 million, of which \$23.3 million expire between 2028 and 2043, and the remaining \$1.5 million do not expire. As of December 31, 2022, we had U.S. State NOL carryforwards of approximately \$16.6 million, of which \$15.4 million expire between 2027 and 2042, and the remaining \$1.2 million do not expire.

During the years ended December 31, 2023, 2022, and 2021 the net change in the valuation allowance against deferred tax assets amounted to an increase of \$3.0 million, an increase of \$12.1 million, and an increase of \$4.4 million, respectively. The increase in the valuation allowance during the years ended December 31, 2023, December 31, 2022 and December 31, 2021 was largely attributable to the generation of Israel NOLs, and certain US state NOLs.

In establishing deferred income tax assets and liabilities, management makes judgments based on the enacted tax laws and published tax guidance applicable to us as well as the amount and jurisdiction of future taxable income. Deferred tax assets and liabilities are recorded and the need for valuation allowances is evaluated to reduce the deferred tax assets to amounts expected to be realized. As of December 31, 2023 and 2022, we maintained a full valuation allowance on Israel and U.S. net deferred tax assets as we believe, after weighing both the positive and negative evidence, that it is more likely than not that these deferred tax assets will not be realized.

RISKIFIED LTD.
NOTES TO CONSOLIDATED FINANCIAL STATEMENTS

The Internal Revenue Code of 1986, as amended, imposes restrictions on the utilization of NOLs in the event of an “ownership change” of a corporation. Accordingly, a company’s ability to use NOLs may be limited as prescribed under Internal Revenue Code Section 382, or IRC Section 382. Events which may cause limitations in the amount of the NOLs that we may use in any one year include, but are not limited to, a cumulative ownership change of more than 50% over a three-year period. Utilization of the U.S. federal and state NOLs may be subject to substantial annual limitation due to the ownership change limitations provided by the IRC Section 382 and similar state provisions. We have completed our evaluation of NOL utilization limitations under Internal Revenue Code, as amended, or the Code, Section 382, change of ownership rules, and have found that the NOLs would not be limited as to the amount that could be used in the current tax year.

We have identified unrecognized tax benefits or uncertain tax positions. There has been a liability on uncertain tax positions recorded on our audited consolidated financial statements as of December 31, 2023 and 2022. We do not expect that our assessment regarding unrecognized tax benefits and uncertain tax positions will materially change over the following 12 months.

A reconciliation of the beginning and ending balance of total unrecognized tax position is as follows:

	Unrecognized Tax Benefits (in thousands)
Balance – January 1, 2021	234
Additions based on tax positions related to current year	3,885
Reductions for tax positions of prior years	—
Balance – December 31, 2021	4,119
Additions based on tax positions related to current year	7,187
Reductions for tax positions of prior years	(54)
Balance – December 31, 2022	\$ 11,252
Additions based on tax positions related to current year	5,273
Reductions for tax positions of prior years	(13)
Balance – December 31, 2023	\$ 16,512

As of December 31, 2023 and 2022, the total amount of gross unrecognized tax benefits was \$16.5 million and \$11.3 million, respectively, which, if recognized, would affect our effective tax rate. We have elected to include interest and penalties as a component of tax expense. As of December 31, 2023 and 2022, we have accumulated \$1.0 million and \$320 thousand, respectively, in both interest and penalties associated with uncertain tax positions. We do not expect unrecognized tax benefits to change significantly within the next twelve months.

We are not currently under audit for income taxes. As of December 31, 2023, tax years beginning with the year ended December 31, 2019 remain subject to examination by the Israel tax authorities and tax years beginning with the year ended December 31, 2020 remain subject to examination by the Internal Revenue Service and certain U.S. state jurisdictions.

12. Net Profit (Loss) Per Share Attributable to Ordinary Shareholders

The following table sets forth the computation of basic and diluted net profit (loss) per share attributable to ordinary shareholders for the periods presented:

	Year Ended December 31,					
	2023		2022		2021	
	Class A	Class B	Class A	Class B	Class A	Class B
(in thousands, except share and per share data)						
Numerator:						
Net profit (loss) attributable to ordinary shareholders, basic and diluted	\$ (38,407)	\$ (20,628)	\$ (57,734)	\$ (46,971)	\$ (90,953)	\$ (88,477)
Denominator:						
Weighted-average shares used in computing net profit (loss) per share attributable to ordinary shareholders, basic and diluted	115,005,250	61,768,148	92,450,867	75,216,507	38,757,558	37,702,067
Net profit (loss) per share attributable to ordinary shareholders, basic and diluted	\$ (0.33)	\$ (0.33)	\$ (0.62)	\$ (0.62)	\$ (2.35)	\$ (2.35)

Basic and diluted net profit (loss) per share attributable to ordinary shareholders are the same for each class of ordinary shares as they are entitled to the same liquidation and dividend rights. The weighted-average potential ordinary shares that were excluded from the computation of diluted net profit (loss) per share attributable to ordinary shareholders for the periods presented because including them would have been anti-dilutive, or whose issuance is contingent upon the satisfaction of certain market conditions, are as follows:

	Year Ended December 31,					
	2023		2022		2021	
	Class A	Class B	Class A	Class B	Class A	Class B
Convertible preferred shares	—	—	—	—	17,817,201	35,634,404
Warrants to purchase ordinary shares ⁽¹⁾	725,334	753,565	873,370	850,650	1,488,819	354,243
Outstanding share options	11,654,082	—	16,067,720	—	12,239,441	—
Unvested RSUs	23,375,114	—	16,176,275	2,131,015	1,562,388	1,965,604
Total	35,754,530	753,565	33,117,365	2,981,665	33,107,849	37,954,251

(1) Includes the warrants to purchase ordinary shares and warrants issued to customers.

13. Employee Benefit Plans

We have a defined-contribution plan in the United States intended to qualify under Section 401 of the Internal Revenue Code, or the 401(k) Plan. The 401(k) Plan covers substantially all employees who meet minimum age and service requirements and allows participants to defer a portion of their annual compensation on a pre-tax basis. We offer a safe harbor matching contribution in an amount equal to 100% of participating employee contributions to the plan up to 4% of the employee's eligible compensation. During the years ended December 31, 2023, 2022, and 2021, we recorded \$1.5 million, \$1.1 million, and \$0.8 million, respectively, of expenses related to the 401(k) plan.

Israeli Severance Pay

Pursuant to Israel's Severance Pay Law, Israeli employees are entitled to severance pay equal to one month's salary for each year of employment, or a portion thereof. We have elected to include our employees in Israel under Section 14 of the Severance Pay Law, under which these employees are entitled only to monthly deposits made in their name with insurance companies, at a rate of 8.33% of their monthly salary. These payments release us from any future obligation under the Israeli Severance Pay Law to make severance payments in respect of those employees; therefore, any liability for severance pay due to these employees, and the deposits under Section 14 are not recorded as an asset in the consolidated balance sheets. During the years ended December 31, 2023, 2022, and 2021, we recorded \$4.2 million, \$4.5 million, and \$3.8 million, respectively, in severance expenses related to these employees.

14. Subsequent Events

In February 2024, the Company announced that it has undertaken certain actions to reduce operating expenses by initiating a reduction in force that impacted approximately 6% of the Company's workforce. The majority of the associated costs, which are primarily related to severance and employee benefits, will be incurred in the first quarter of 2024 and are expected to be approximately \$2.0 million.

Schedule II
Valuation and Qualifying Accounts

Description	Balance at beginning of period	Increase ⁽¹⁾	Decrease ⁽²⁾	Balance at end of period
Year Ended December 31, 2023				
Guarantee obligations	\$ 12,361	\$ 135,942	\$ (135,584)	\$ 12,719
Provision for chargebacks, net	\$ 11,980	\$ 121,762	\$ (121,650)	\$ 12,092
Year Ended December 31, 2022				
Guarantee obligations	\$ 12,112	\$ 106,587	\$ (106,338)	\$ 12,361
Provision for chargebacks, net	\$ 12,020	\$ 103,196	\$ (103,236)	\$ 11,980
Year Ended December 31, 2021				
Guarantee obligations	\$ 12,445	\$ 96,383	\$ (96,716)	\$ 12,112
Provision for chargebacks, net	\$ 10,582	\$ 85,451	\$ (84,013)	\$ 12,020

(1) Increases in Guarantee Obligations represent the portion of amounts billed in the period that is allocated to the indemnification guarantee. Increases in Provision for chargebacks, net represent the net chargeback expense recognized in the consolidated statements of operations during the period.

(2) Decreases in Guarantee Obligations represent the amount released to revenue in the consolidated statements of operations during the period. Decreases in the Provision for chargebacks, net represent the amount of chargeback expenses paid during the period.

CERTIFICATION

I, Aglika Dotcheva, Chief Financial Officer, certify that:

1. I have reviewed this annual report on Form 20-F of Riskified Ltd.;
2. Based on my knowledge, this report does not contain any untrue statement of a material fact or omit to state a material fact necessary to make the statements made, in light of the circumstances under which such statements were made, not misleading with respect to the period covered by this report;
3. Based on my knowledge, the financial statements, and other financial information included in this report, fairly present in all material respects the financial condition, results of operations and cash flows of the company as of, and for, the periods presented in this report;
4. The company's other certifying officer(s) and I are responsible for establishing and maintaining disclosure controls and procedures (as defined in Exchange Act Rules 13a-15(e) and 15d-15(e)) and internal control over financial reporting (as defined in Exchange Act Rules 13a-15(f) and 15d-15(f)) for the company and have:
 - (a) Designed such disclosure controls and procedures, or caused such disclosure controls and procedures to be designed under our supervision, to ensure that material information relating to the company, including its consolidated subsidiaries, is made known to us by others within those entities, particularly during the period in which this report is being prepared;
 - (b) Designed such internal control over financial reporting, or caused such internal control over financial reporting to be designed under our supervision, to provide reasonable assurance regarding the reliability of financial reporting and the preparation of financial statements for external purposes in accordance with generally accepted accounting principles;
 - (c) Evaluated the effectiveness of the company's disclosure controls and procedures and presented in this report our conclusions about the effectiveness of the disclosure controls and procedures, as of the end of the period covered by this report based on such evaluation; and
 - (d) Disclosed in this report any change in the company's internal control over financial reporting that occurred during the period covered by the annual report that has materially affected, or is reasonably likely to materially affect, the company's internal control over financial reporting; and
5. The company's other certifying officer(s) and I have disclosed, based on our most recent evaluation of internal control over financial reporting, to the company's auditors and the audit committee of the company's board of directors (or persons performing the equivalent functions):
 - (a) All significant deficiencies and material weaknesses in the design or operation of internal control over financial reporting which are reasonably likely to adversely affect the company's ability to record, process, summarize and report financial information; and
 - (b) Any fraud, whether or not material, that involves management or other employees who have a significant role in the company's internal control over financial reporting.

Date: March 6, 2024

By:

/s/ Aglika Dotcheva

Aglika Dotcheva

Chief Financial Officer
(Principal Financial Officer)

CERTIFICATION

I, Eido Gal, Chief Executive Officer, certify that:

1. I have reviewed this annual report on Form 20-F of Riskified Ltd.;
2. Based on my knowledge, this report does not contain any untrue statement of a material fact or omit to state a material fact necessary to make the statements made, in light of the circumstances under which such statements were made, not misleading with respect to the period covered by this report;
3. Based on my knowledge, the financial statements, and other financial information included in this report, fairly present in all material respects the financial condition, results of operations and cash flows of the company as of, and for, the periods presented in this report;
4. The company's other certifying officer(s) and I are responsible for establishing and maintaining disclosure controls and procedures (as defined in Exchange Act Rules 13a-15(e) and 15d-15(e)) and internal control over financial reporting (as defined in Exchange Act Rules 13a-15(f) and 15d-15(f)) for the company and have:
 - (a) Designed such disclosure controls and procedures, or caused such disclosure controls and procedures to be designed under our supervision, to ensure that material information relating to the company, including its consolidated subsidiaries, is made known to us by others within those entities, particularly during the period in which this report is being prepared;
 - (b) Designed such internal control over financial reporting, or caused such internal control over financial reporting to be designed under our supervision, to provide reasonable assurance regarding the reliability of financial reporting and the preparation of financial statements for external purposes in accordance with generally accepted accounting principles;
 - (c) Evaluated the effectiveness of the company's disclosure controls and procedures and presented in this report our conclusions about the effectiveness of the disclosure controls and procedures, as of the end of the period covered by this report based on such evaluation; and
 - (d) Disclosed in this report any change in the company's internal control over financial reporting that occurred during the period covered by the annual report that has materially affected, or is reasonably likely to materially affect, the company's internal control over financial reporting; and
5. The company's other certifying officer(s) and I have disclosed, based on our most recent evaluation of internal control over financial reporting, to the company's auditors and the audit committee of the company's board of directors (or persons performing the equivalent functions):
 - (a) All significant deficiencies and material weaknesses in the design or operation of internal control over financial reporting which are reasonably likely to adversely affect the company's ability to record, process, summarize and report financial information; and
 - (b) Any fraud, whether or not material, that involves management or other employees who have a significant role in the company's internal control over financial reporting.

Date: March 6, 2024

By:

/s/ Eido Gal

Eido Gal

Chief Executive Officer
(Principal Executive Officer)

**CERTIFICATION PURSUANT TO
18 U.S.C. SECTION 1350, AS ADOPTED PURSUANT TO
SECTION 906 OF THE SARBANES-OXLEY ACT OF 2002**

In connection with the Annual Report on Form 20-F of Riskified Ltd. (the "Company") for the year ended December 31, 2023 as filed with the Securities and Exchange Commission on the date hereof (the "Report"), I certify, pursuant to 18 U.S.C. Section 1350, as adopted pursuant to Section 906 of the Sarbanes-Oxley Act of 2002, that to my knowledge:

1. the Report fully complies with the requirements of Section 13(a) or 15(d) of the Securities Exchange Act of 1934, as amended; and
2. The information contained in the Report fairly presents, in all material respects, the financial condition and results of operations of the Company.

Date: March 6, 2024

By:

/s/ Eido Gal

Eido Gal

Chief Executive Officer
(Principal Executive Officer)

**DESCRIPTION OF THE REGISTRANT'S SECURITIES
REGISTERED PURSUANT TO SECTION 12 OF THE
SECURITIES EXCHANGE ACT OF 1934, AS AMENDED**

As of December 31, 2023, Riskified Ltd. had one class of securities registered under Section 12 of the Securities Exchange Act of 1934, as amended (the "Exchange Act"): our Class A ordinary shares, no par value ("Class A ordinary shares").

References herein to "we," "us," "our" and the "Company" refer to Riskified Ltd. and not to any of its subsidiaries. The following description may not contain all of the information that is important to you, and we therefore refer you to our amended and restated articles of association (the "Articles"), a copy of which is filed with the Securities and Exchange Commission ("SEC") as an exhibit to this annual report on Form 20-F.

Share capital

As of December 31, 2023, our authorized share capital consisted of (i) 900,000,000 Class A ordinary shares, of which 128,738,857 shares were issued and outstanding and 232,500,000 Class B ordinary shares, no par value ("Class B ordinary shares", and together with the Class A ordinary shares, the "ordinary shares"), of which 49,814,864 shares were issued and outstanding.

Registration number and purposes of the company

We are registered with the Israeli Registrar of Companies. Our registration number is 51-484411-7. Our affairs are governed by our Articles, the Companies Law and other applicable law. Our purpose as set forth in the Articles is to engage in any lawful act or activity.

Transfer of shares

Our fully paid ordinary shares are issued in registered form and may be freely transferred under our Articles, unless the transfer is restricted or prohibited by another instrument, applicable law or, with respect to our Class A ordinary shares, the rules of the New York Stock Exchange ("NYSE").

Each Class B ordinary share will convert automatically on a one-for-one basis into a Class A ordinary share upon sale or transfer (other than transfers to certain permitted transferees).

The ownership or voting of our ordinary shares by non-residents of Israel is not restricted in any way by the Articles or the laws of the State of Israel, except for ownership by nationals of some countries that are, have been, or will be, in a state of war with Israel.

Election of directors

Under our Articles, our board of directors must consist of not less than three but no more than eleven directors. Pursuant to our Articles, each of our directors will be appointed by a simple majority vote of holders of our ordinary shares, participating and voting at an annual general meeting of our shareholders. Holders of our Class A ordinary shares and Class B ordinary shares will vote together as a single class on the election of directors, with each Class A ordinary share

entitled to one vote per share, and each Class B ordinary share entitled to ten votes per share. However, in the event of a contested election: (i) the method of calculation of the votes and the manner in which the resolutions will be presented to our shareholders at the general meeting shall be determined by our board of directors in its discretion, and (ii) in the event that our board of directors does not or is unable to make a determination on such matter, then the directors will be elected by a plurality of the voting power represented at the general meeting in person or by proxy and voting on the election of directors.

In addition, our directors are divided into three classes, one class being elected each year at the annual general meeting of our shareholders, and serve on our board of directors until the third annual general meeting following such election or re-election or until they are removed by a vote of 65% of the total voting power of our shareholders at a general meeting of our shareholders or upon the occurrence of certain events in accordance with the Companies Law and our Articles. In addition, the Articles provide that vacancies on our board of directors may be filled by a vote of a simple majority of the directors then in office. A director so appointed will hold office until the next annual general meeting of our shareholders for the election of the class of directors in respect of which the vacancy was created, or in the case of a vacancy due to the number of directors being less than the maximum number of directors stated in our Articles, until the next annual general meeting of our shareholders for the election of the class of directors to which such director was assigned by our board of directors.

Dividend and liquidation rights

We may declare a dividend to be paid to the holders of our ordinary shares in proportion to their respective shareholdings. Under the Companies Law, dividend distributions are determined by the board of directors and do not require the approval of the shareholders of a company unless the company's articles of association provide otherwise. The Articles do not require shareholder approval of a dividend distribution and provide that dividend distributions may be determined by our board of directors.

Pursuant to the Companies Law, the distribution amount is limited to the greater of retained earnings or earnings generated over the previous two years, according to our then last reviewed or audited consolidated financial statements (less the amount of previously distributed dividends, if not reduced from the earnings), provided that the end of the period to which the consolidated financial statements relate is not more than six months prior to the date of the distribution. If we do not meet such criteria, then we may distribute dividends only with court approval. In each case, we are only permitted to distribute a dividend if our board of directors and, if applicable, the court determines that there is no reasonable concern that payment of the dividend will prevent us from satisfying our existing and foreseeable obligations as they become due.

In the event of our liquidation, after satisfaction of liabilities to creditors, our assets will be distributed to the holders of our ordinary shares in proportion to their shareholdings. This right, as well as the right to receive dividends, may be affected by the grant of preferential dividend or distribution rights to the holders of a class of shares with preferential rights that may be authorized in the future.

Voting rights

Each Class A ordinary share is entitled to one vote per share. Each Class B ordinary share is entitled to ten votes per share. Holders of our Class A ordinary shares and Class B ordinary shares will vote together as a single class on all matters (including the election of directors) submitted to a vote of shareholders except as otherwise provided in the Articles or as required by applicable law. Under the Articles and the Companies Law, the holders of our Class B ordinary shares will only vote as a separate class under certain circumstances, including:

- on a proposal to convert the entire class of those shares into Class A ordinary shares on a one-for-one basis, which requires the affirmative vote of the holders of at least 75% of the outstanding Class B ordinary shares for approval;
- amendment of the rights of the Class B ordinary shares;
- disproportionate distributions or recapitalizations that adversely impact the Class B ordinary shares; or
- differing treatment to the Class B ordinary shares in a merger or similar transaction.

Registration Rights

Certain of our shareholders are entitled to certain registration rights under the terms of our Investors' Rights Agreement.

Shareholder meetings

Under Israeli law, we are required to hold an annual general meeting of our shareholders once every calendar year and no later than 15 months after the date of the previous annual general meeting. All meetings other than the annual general meeting of shareholders are referred to in the Articles as special general meetings. Our board of directors may call special general meetings of our shareholders whenever it sees fit, at such time and place, within or outside of Israel, as it may determine. In addition, the Companies Law provides that our board of directors is required to convene a special general meeting of our shareholders upon the written request of (i) any two or more of our directors, (ii) one-quarter or more of the serving members of our board of directors or (iii) one or more shareholders holding, in the aggregate, either (a) 5% or more of our outstanding issued shares and 1% or more of our outstanding voting power or (b) 5% or more of our outstanding voting power.

Under Israeli law, one or more shareholders holding at least 1% of the voting rights at the general meeting of shareholders may request that the board of directors include a matter in the agenda of a general meeting of shareholders to be convened in the future, provided that it is appropriate to discuss such a matter at the general meeting. The Articles contain procedural guidelines and disclosure items with respect to the submission of shareholder proposals for general meetings.

Subject to the provisions of the Companies Law and the regulations promulgated thereunder, shareholders entitled to participate and vote at general meetings of shareholders are the shareholders of record on a date to be decided by the board of directors, which, as a company listed on an exchange outside Israel, may be between four and 40 days prior to the date of the

meeting. Furthermore, the Companies Law requires that resolutions regarding the following matters must be passed at a general meeting of shareholders:

- amendments to our articles of association (in addition to the approval by our board of directors, as required pursuant to our Articles);
- appointment, terms of service, or termination of service of our auditors;
- appointment of directors, including external directors (if applicable);
- approval of certain related party transactions;
- increases or reductions of our authorized share capital;
- a merger; and
- the exercise of our board of directors' powers by a general meeting, if our board of directors is unable to exercise its powers and the exercise of any of its powers is required for our proper management.

The Companies Law requires that a notice of any annual general meeting or special general meeting be provided to shareholders at least 21 days prior to the meeting and, if the agenda of the meeting includes (among other things) the appointment or removal of directors, the approval of transactions with office holders or interested or related parties, or an approval of a merger, notice must be provided at least 35 days prior to the meeting. Under the Companies Law and our Articles, shareholders are not permitted to take action by way of written consent in lieu of a meeting.

Quorum

Pursuant to our Articles, holders of our Class A ordinary shares have one vote for each Class A ordinary share held and holders of our Class B ordinary shares have ten votes for each Class B ordinary share held on all matters submitted to a vote of the shareholders at a general meeting of shareholders. The quorum required for our general meetings of shareholders consists of at least two shareholders present in person or by proxy who hold or represent at least 33 $\frac{1}{3}$ % of the total outstanding voting power of our shares, except that if (i) any such general meeting was initiated by and convened pursuant to a resolution adopted by the board of directors and (ii) at the time of such general meeting we qualify to use the forms and rules of a "foreign private issuer," the requisite quorum will consist of two or more shareholders present in person or by proxy who hold or represent at least 25% of the total outstanding voting power of our shares. The requisite quorum shall be present within half an hour of the time fixed for the commencement of the general meeting. A general meeting adjourned for lack of a quorum shall be adjourned either to the same day in the next week, at the same time and place, to such day and at such time and place as indicated in the notice to such meeting, or to such day and at such time and place as the chairperson of the meeting shall determine. For so long as we are qualified to use the forms and rules of a "foreign private issuer" under the rules of the SEC, at the reconvened meeting, any number of shareholders present in person or by proxy shall constitute a quorum, unless a meeting was called pursuant to a request by our shareholders, in which case the quorum required is one or

more shareholders, present in person or by proxy and holding the number of shares required to call the meeting as described above.

Vote requirements

The Articles provide that all resolutions of our shareholders require a simple majority vote (based on the number of votes cast, with each Class B ordinary share entitled to ten votes and each Class A ordinary share entitled to one vote), unless otherwise required by the Companies Law or by our Articles. Under the Companies Law, certain actions require the approval of a special majority, including: (i) an extraordinary transaction with a controlling shareholder or in which the controlling shareholder has a personal interest, (ii) the terms of employment or other engagement of a controlling shareholder of the Company or a controlling shareholder's relative (even if such terms are not extraordinary) and (iii) certain compensation-related matters require specified approval.

Under our Articles, the alteration of the rights, privileges, preferences or obligations of any class of our shares requires the approval by a resolution of the general meeting of the holders of all shares as one class, without any required separate resolution of any class of shares, except that any amendment to the rights, privileges, preferences or obligations of the Class B ordinary shares requires, in addition, a resolution adopted at a separate class meeting of the Class B ordinary shares by 75% of the total voting power of the then issued and outstanding Class B ordinary shares.

Under our Articles, the approval of the holders of at least 65% of the total voting power of our shareholders is generally required to: (i) remove any of our directors from office, (ii) to amend the provision requiring the approval of at least 65% of the total voting power of our shareholders to remove any of our directors from office, or (iii) certain other provisions regarding our staggered board, shareholder proposals, the size of our board and plurality voting in contested elections. Another exception to the simple majority vote requirement is a resolution for the voluntary winding up, or an approval of a scheme of arrangement or reorganization of the Company pursuant to Section 350 of the Companies Law, which requires the approval of holders holding at least 75% of the voting rights represented at the meeting and voting on the resolution.

Access to corporate records

Under the Companies Law, all shareholders generally have the right to review minutes of our general meetings, our shareholder register (including with respect to material shareholders), our Articles, our consolidated financial statements, other documents as provided in the Companies Law, and any document we are required by law to file publicly with the Israeli Registrar of Companies or the Israeli Securities Authority. Any shareholder who specifies the purpose of its request may request to review any document in our possession that relates to any action or transaction with a related party which requires shareholder approval under the Companies Law. We may deny a request to review a document if we determine that the request was not made in good faith, that the document contains a trade secret or a patent or that the document's disclosure may otherwise impair our interests.

Acquisitions under Israeli law

Full Tender Offer

A person wishing to acquire shares of a public Israeli company who would, as a result, hold over 90% of the target company's voting rights or the target company's issued and outstanding share capital (or of a class thereof), is required by the Companies Law to make a tender offer to all of the company's shareholders for the purchase of all of the issued and outstanding shares of the Company (or the applicable class). If (a) the shareholders who do not accept the offer hold less than 5% of the issued and outstanding share capital of the Company (or the applicable class) and the shareholders who accept the offer constitute a majority of the offerees that do not have a personal interest in the acceptance of the tender offer or (b) the shareholders who did not accept the tender offer hold less than 2% of the issued and outstanding share capital of the Company (or of the applicable class), all of the shares that the acquirer offered to purchase will be transferred to the acquirer by operation of law. A shareholder who had its shares so transferred may petition an Israeli court within six months from the date of acceptance of the full tender offer, regardless of whether such shareholder agreed to the offer, to determine whether the tender offer was for less than fair value and whether the fair value should be paid as determined by the court. However, an offeror may provide in the offer that a shareholder who accepted the offer will not be entitled to petition the court for appraisal rights as described in the preceding sentence, as long as the offeror and the Company disclosed the information required by law in connection with the full tender offer. If the full tender offer was not accepted in accordance with any of the above alternatives, the acquirer may not acquire shares of the company that will increase its holdings to more than 90% of the company's voting rights or the Company's issued and outstanding share capital (or of the applicable class) from shareholders who accepted the tender offer. Shares purchased in contradiction to the full tender offer rules under the Companies Law will have no rights and will become dormant shares.

Special Tender Offer

The Companies Law provides that an acquisition of shares of an Israeli public company must be made by means of a special tender offer if, as a result of the acquisition, the purchaser would become a holder of 25% or more of the voting rights in the company. This requirement does not apply if there is already another holder of 25% or more of the voting rights in the company. Similarly, the Companies Law provides that an acquisition of shares of an Israeli public company must be made by means of a special tender offer if, as a result of the acquisition, the purchaser would become a holder of more than 45% of the voting rights in the company, if there is no other shareholder of the Company who holds more than 45% of the voting rights in the Company. These requirements do not apply if (i) the acquisition occurs in the context of a private placement by the Company that received shareholders' approval as a private placement whose purpose is to give the purchaser 25% or more of the voting rights in the company, if there is no person who holds 25% or more of the voting rights in the company or as a private placement whose purpose is to give the purchaser 45% of the voting rights in the company, if there is no person who holds 45% of the voting rights in the company, (ii) the acquisition was from a shareholder holding 25% or more of the voting rights in the Company and resulted in the purchaser becoming a holder of 25% or more of the voting rights in the Company, or (iii) the acquisition was from a shareholder holding more than 45% of the voting rights in the company and resulted in the purchaser becoming a holder of more than 45% of the voting rights in the company. A special tender offer must be extended to all shareholders of a company. A special tender offer may be consummated

only if (i) at least 5% of the voting power attached to the company's outstanding shares will be acquired by the offeror and (ii) the number of shares tendered in the offer exceeds the number of shares whose holders objected to the offer (excluding the purchaser, its controlling shareholders, holders of 25% or more of the voting rights in the Company and any person having a personal interest in the acceptance of the tender offer, or anyone on their behalf, including any such person's relatives and entities under their control).

In the event that a special tender offer is made, a company's board of directors is required to express its opinion on the advisability of the offer, or may abstain from expressing any opinion if it is unable to do so, provided that it gives the reasons for its abstention. The board of directors shall also disclose any personal interest that any of the directors has with respect to the special tender offer or in connection therewith. An office holder in a target company who, in his or her capacity as an office holder, performs an action the purpose of which is to cause the failure of an existing or foreseeable special tender offer or to impair the chances of its acceptance, is liable to the potential purchaser and shareholders for damages, unless such office holder acted in good faith and had reasonable grounds to believe he or she was acting for the benefit of the company. However, office holders of the target company may negotiate with the potential purchaser in order to improve the terms of the special tender offer, and may further negotiate with third parties in order to obtain a competing offer.

If a special tender offer is accepted, then shareholders who did not respond to or that had objected to the offer may accept the offer within four days of the last day set for the acceptance of the offer and they will be considered to have accepted the offer from the first day it was made.

In the event that a special tender offer is accepted, then the purchaser or any person or entity controlling it or under common control with the purchaser or such controlling person or entity at the time of the offer may not make a subsequent tender offer for the purchase of shares of the target company and may not enter into a merger with the target company for a period of one year from the date of the offer, unless the purchaser or such person or entity undertook to effect such an offer or merger in the initial special tender offer. Shares purchased in contradiction to the special tender offer rules under the Companies Law will have no rights and will become dormant shares.

Merger

The Companies Law permits merger transactions if approved by each party's board of directors and, unless certain conditions described under the Companies Law are met, a simple majority of the outstanding voting rights of each party to the merger that are represented and voting on the merger. The board of directors of a merging company is required pursuant to the Companies Law to discuss and determine whether in its opinion there exists a reasonable concern that as a result of a proposed merger, the surviving company will not be able to satisfy its obligations towards its creditors, such determination taking into account the financial status of the merging companies. If the board of directors determines that such a concern exists, it may not approve a proposed merger. Following the approval of the board of directors of each of the merging companies, the boards of directors must jointly prepare a merger proposal for submission to the Israeli Registrar of Companies.

For purposes of the shareholder vote of a merging company whose shares are held by the other merging company, or by a person or entity holding 25% or more of the voting rights at the general meeting of shareholders of the other merging company, or by a person or entity holding the right to appoint 25% or more of the directors of the other merging company, unless a court rules otherwise, the merger will not be deemed approved if a majority of the votes of shares voted on the matter at the general meeting of shareholders (excluding abstentions) that are held by shareholders other than the other party to the merger, or by any person or entity who holds 25% or more of the voting rights of the other party or the right to appoint 25% or more of the directors of the other party, or any one on their behalf including their relatives or corporations controlled by any of them, vote against the merger. In addition, if the non-surviving entity of the merger has more than one class of shares, the merger must be approved by each class of shareholders. If the transaction would have been approved but for the separate approval of each class or the exclusion of the votes of certain shareholders as provided above, a court may still approve the merger upon the request of holders of at least 25% of the voting rights of a company, if the court holds that the merger is fair and reasonable, taking into account the valuation of the merging companies and the consideration offered to the shareholders. If a merger is with a company's controlling shareholder or if the controlling shareholder has a personal interest in the merger, then the merger is instead subject to the same special majority approval that governs all extraordinary transactions with controlling shareholders.

Under the Companies Law, each merging company must deliver to its secured creditors the merger proposal and inform its unsecured creditors of the merger proposal and its content. Upon the request of a creditor of either party to the proposed merger, the court may delay or prevent the merger if it concludes that there exists a reasonable concern that, as a result of the merger, the surviving company will be unable to satisfy the obligations of the merging company, and may further give instructions to secure the rights of creditors.

In addition, a merger may not be completed unless at least 50 days have passed from the date that a proposal for approval of the merger is filed with the Israeli Registrar of Companies and 30 days from the date that shareholder approval of both merging companies is obtained.

Anti-Takeover Measures

The Companies Law allows us to create and issue shares having rights different from those attached to our ordinary shares, including shares providing certain preferred rights with respect to voting, distributions or other matters and shares having preemptive rights. No preferred shares are authorized under our Articles. In the future, if we do authorize, create and issue a specific class of preferred shares, such class of shares, depending on the specific rights that may be attached to it, may have the ability to frustrate or prevent a takeover or otherwise prevent our shareholders from realizing a potential premium over the market value of their ordinary shares. The authorization and designation of a class of preferred shares will require an amendment to our Articles, which requires the prior approval of the holders of a majority of the voting power attached to our issued and outstanding shares at a general meeting of shareholders. The convening of the meeting, the shareholders entitled to participate and the vote required to be obtained at such a meeting will be subject to the requirements set forth in the Companies Law and our amended articles of association.

Borrowing powers

Pursuant to the Companies Law and the our Articles, our board of directors may exercise all powers and take all actions that are not required under law or under the Articles to be exercised or taken by our shareholders, including the power to borrow money for company purposes.

Changes in capital

The Articles enable us to increase or reduce our share capital. Any such changes are subject to Israeli law and must be approved by a resolution duly passed by our shareholders at a general meeting of shareholders. In addition, transactions that have the effect of reducing capital, such as the declaration and payment of dividends in the absence of sufficient retained earnings or profits, require the approval of both our board of directors and an Israeli court.

Exclusive forum

The Articles provide that unless we consent in writing to the selection of an alternative forum, the federal district courts of the United States of America shall be the exclusive forum for the resolution of any complaint asserting a cause of action arising under the Securities Act of 1933, as amended (the "Securities Act"). Section 22 of the Securities Act creates concurrent jurisdiction for federal and state courts over all such Securities Act actions, and accordingly, both state and federal courts have jurisdiction to entertain such claims. While the federal forum provision in the Articles does not restrict the ability of our shareholders to bring claims under the Securities Act, we recognize that it may limit shareholders' ability to bring a claim in the judicial forum that they find favorable and may increase certain litigation costs, which may discourage the filing of claims under the Securities Act against the Company, its directors and officers. However, the enforceability of similar forum provisions (including exclusive federal forum provisions for actions, suits or proceedings asserting a cause of action arising under the Securities Act) in other companies' organizational documents has been challenged in legal proceedings, and there is uncertainty as to whether courts would enforce the exclusive forum provisions in our Articles. If a court were to find the choice of forum provision contained in the Articles to be inapplicable or unenforceable in an action, we may incur additional costs associated with resolving such action in other jurisdictions, which could materially adversely affect our business, financial condition and results of operations. Alternatively, if a court were to find these provisions of the Articles inapplicable to, or unenforceable in respect of, one or more of the specified types of actions or proceedings, we may incur additional costs associated with resolving such matters in other jurisdictions, which could adversely affect our business and financial condition. Any person or entity purchasing or otherwise acquiring any interest in our share capital shall be deemed to have notice of and to have consented to the choice of forum provisions of our Articles. This provision would not apply to suits brought to enforce a duty or liability created by the Exchange Act or any other claim for which the U.S. federal courts have exclusive jurisdiction.

The Articles also provide that unless we consent in writing to the selection of an alternative forum, the competent courts in Tel Aviv, Israel shall be the exclusive forum for any derivative action or proceeding brought on behalf of the Company, any action asserting a breach of a fiduciary duty owed by any of our directors, officers or other employees to the Company or our

shareholders or any action asserting a claim arising pursuant to any provision of the Companies Law or the Israeli Securities Law.

Transfer agent and registrar

The transfer agent and registrar for our ordinary shares is Equiniti Trust Company, LLC, 48 Wall Street, Floor 23, New York, NY 10005, and its telephone number is (800) 937-5449.

Listing

Our Class A ordinary shares are listed on the NYSE under the symbol "RSKD." Our Class B ordinary shares are neither listed nor publicly traded.

CONSENT OF INDEPENDENT REGISTERED PUBLIC ACCOUNTING FIRM

We consent to the incorporation by reference in the following Registration Statements:

- (1) Registration Statement (Form S-8 No. 333-258461) pertaining to the Amended and Restated Riskified Ltd. 2013 Equity Incentive Plan (including the U.S. Sub-Plan to the Amended and Restated Riskified Ltd. 2013 Equity Incentive Plan), the Riskified Ltd. 2021 Share Incentive Plan and the Riskified Ltd. 2021 Employee Share Purchase Plan;
- (2) Registration Statement (Form S-8 No. 333-265150) pertaining to the Riskified Ltd. 2021 Share Incentive Plan;
- (3) Registration Statement (Form S-8 No. 333-270006) pertaining to the Riskified Ltd. 2021 Share Incentive Plan;

of our report dated March 6, 2024, with respect to the consolidated financial statements of Riskified Ltd included in this Annual Report (Form 20-F) of Riskified Ltd for the year ended December 31, 2023.

March 6, 2024
Tel-Aviv, Israel

/s/ Kost Forer Gabbay & Kasierer
Kost Forer Gabbay & Kasierer
A Member of EY Global

Subsidiaries of the Registrant

Legal Name of Subsidiary	Jurisdiction of Organization
Riskified, Inc.	United States
Riskified (Shanghai) Information Technology Co., Ltd.	China
Riskified (UK) Ltd. ⁽¹⁾	United Kingdom
Riskified (Japan) K.K.	Japan

(1) In December 2023 we filed an application for voluntary striking-off our United Kingdom subsidiary Riskified (UK) Ltd. We expect the voluntary striking-off process to be completed in March 2024.



POLICY FOR RECOVERY OF ERRONEOUSLY AWARDED COMPENSATION

Riskified Ltd. (the “*Company*”) has adopted this Policy for Recovery of Erroneously Awarded Compensation (the “*Policy*”) on November 14, 2023. Capitalized terms used in this Policy but not otherwise defined herein are defined in Section 12.

1. **Persons Subject to Policy**

This Policy shall apply to and be binding and enforceable on current and former Officers. In addition, the Committee and the Board may apply this Policy, either generally or in specific circumstances, to persons who are not Officers, and such application shall apply in the manner determined by the Committee and the Board in their sole discretion.

2. **Compensation Subject to Policy**

This Policy shall apply to Incentive-Based Compensation received on or after October 2, 2023. For purposes of this Policy, the date on which Incentive-Based Compensation is “received” shall be determined under the Applicable Rules, which generally provide that Incentive-Based Compensation is “received” in the Company’s fiscal period during which the relevant Financial Reporting Measure is attained or satisfied, without regard to whether the grant, vesting or payment of the Incentive-Based Compensation occurs after the end of that period.

3. **Recovery of Compensation**

In the event that the Company is required to prepare a Restatement, the Company shall recover, reasonably promptly and in accordance with Section 4 below, the portion of any Incentive-Based Compensation that is Erroneously Awarded Compensation, unless the Committee and the Board have determined that recovery from the relevant current or former Officer would be Impracticable. Recovery shall be required in accordance with the preceding sentence regardless of whether the applicable Officer engaged in misconduct or otherwise caused or contributed to the requirement for the Restatement and regardless of whether or when restated financial statements are filed by the Company. For clarity, the recovery of Erroneously Awarded Compensation under this Policy will not give rise to any Officer’s right to voluntarily terminate employment for “good reason” or due to a “constructive termination” (or any similar term of like effect) under any plan, program or policy of or agreement with the Company or any of its affiliates.

4. **Manner of Recovery; Limitation on Duplicative Recovery**

The Committee and the Board shall, in its sole discretion, determine the manner of recovery of any Erroneously Awarded Compensation, which may include, without limitation, reduction or cancellation by the Company or an affiliate of the Company, to the extent permitted by law, of Incentive-Based Compensation or Erroneously Awarded Compensation, reimbursement or repayment by any person subject to this Policy, and, to the extent permitted by law, an offset of the Erroneously Awarded Compensation against other compensation payable by the Company or an affiliate of the Company to such person. Notwithstanding the foregoing, unless otherwise prohibited by the Applicable Rules, to the extent this Policy provides for recovery of Erroneously Awarded Compensation already recovered by the Company pursuant to

Section 304 of the Sarbanes-Oxley Act of 2002 or Other Recovery Arrangements, the amount of Erroneously Awarded Compensation already recovered by the Company from the recipient of such Erroneously Awarded Compensation may be credited to the amount of Erroneously Awarded Compensation required to be recovered pursuant to this Policy from such person.

For Incentive-Based Compensation based on the Company's stock price or total shareholder return, where the amount of Erroneously Awarded Compensation is not subject to mathematical recalculation directly from the information in the applicable Restatement: (i) the amount to be repaid or returned shall be determined by the Committee and the Board based on a reasonable estimate of the effect of the Restatement on the Company's stock price or total shareholder return upon which the Incentive-Based Compensation was received; and (ii) the Company shall maintain documentation of the determination of such reasonable estimate and provide the relevant documentation as required to the applicable national securities exchange or association.

5. Administration

This Policy shall be administered, interpreted and construed by the Committee, which is authorized to make all determinations necessary, appropriate or advisable for such purpose. The Board may re-vest in itself the authority to administer, interpret and construe this Policy in accordance with applicable law, and in such event references herein to the "Committee" shall be deemed to be references to the Board. Subject to any permitted review by the applicable national securities exchange or association pursuant to the Applicable Rules, all determinations and decisions made by the Committee pursuant to the provisions of this Policy shall be final, conclusive and binding on all persons, including the Company and its affiliates, shareholders and employees. The Committee may delegate administrative duties with respect to this Policy to one or more directors or employees of the Company, as permitted under applicable law, including any Applicable Rules.

6. Interpretation

This Policy shall be interpreted and applied in a manner that is consistent with the requirements of the Applicable Rules, and to the extent this Policy is inconsistent with such Applicable Rules, it shall be deemed amended to the minimum extent necessary to ensure compliance therewith.

7. No Indemnification; No Liability

Notwithstanding anything to the contrary herein or in any arrangement or agreement any person may have with the Company or any affiliate thereof, the Company shall not indemnify or insure any person against the loss of any Erroneously Awarded Compensation pursuant to this Policy, nor shall the Company directly or indirectly pay or reimburse any person for any premiums for third-party insurance policies that such person may elect to purchase to fund such person's potential obligations under this Policy. None of the Company, an affiliate of the Company or any member of the Committee or the Board shall have any liability to any person as a result of actions taken under this Policy. For the avoidance of a doubt, in the event of a conflict between this Policy and any indemnification agreement or undertaking taken by the Company or any affiliate thereof for the benefit of such person, this Policy shall prevail.

8. Application; Enforceability

Except as otherwise determined by the Committee or the Board, the adoption of this Policy does not limit, and is intended to apply in addition to, any Other Recovery Arrangements. Without limiting the foregoing, in the event of a conflict between this Policy and the

Compensation Policy, the latter shall prevail, except with respect to the recovery of any portion of Incentive-Based Compensation that is Erroneously Awarded Compensation that would not be recoverable under the Compensation Policy, in which case this Policy shall prevail. Subject to Section 4, the remedy specified in this Policy shall not be exclusive and shall be in addition to every other right or remedy at law or in equity that may be available to the Company or an affiliate of the Company or is otherwise required by applicable law and regulations.

9. Severability

The provisions in this Policy are intended to be applied to the fullest extent of the law; provided, however, to the extent that any provision of this Policy is found to be unenforceable or invalid under any applicable law, such provision will be applied to the maximum extent permitted, and shall automatically be deemed amended in a manner consistent with its objectives to the extent necessary to conform to any limitations required under applicable law.

10. Amendment and Termination

Without limitation of any additional requirements under the Companies Law 5759-1999, the Board or the Committee may amend, modify or terminate this Policy in whole or in part at any time and from time to time in its sole discretion. This Policy will terminate automatically in the event that the Company ceases to have a class of securities listed on a national securities exchange or association in the U.S.

11. Disclosure

The Company shall file all disclosures with respect to this Policy required by Applicable Rules.

12. Definitions

“**Applicable Rules**” means Section 10D of the Exchange Act, Rule 10D-1 promulgated thereunder, the listing rules of the national securities exchange or association on which the Company’s securities are listed, and any applicable rules, standards or other guidance adopted by the Securities and Exchange Commission or any national securities exchange or association on which the Company’s securities are listed.

“**Board**” means the Board of Directors of the Company.

“**Compensation Policy**” means the Company’s compensation policy for officers and directors, as adopted in accordance with the Israeli Companies Law 5759-1999 and as in effect from time to time.

“**Committee**” means the Compensation Committee of the Board or, in the absence of such a committee, a majority of the independent directors serving on the Board.

“**Erroneously Awarded Compensation**” means the amount of Incentive-Based Compensation received by a current or former Officer that exceeds the amount of Incentive-Based Compensation that would have been received by such current or former Officer based on a restated Financial Reporting Measure, as determined on a pre-tax basis in accordance with the Applicable Rules.

“**Exchange Act**” means the Securities Exchange Act of 1934, as amended.

“**Financial Reporting Measure**” means any measure determined and presented in accordance with the accounting principles used in preparing the Company’s financial statements, and any measures derived wholly or in part from such measures, including GAAP, IFRS and non-GAAP/IFRS financial measures, as well as stock price and total shareholder return (and any measures that are derived wholly or in part from stock price or total shareholder return).

“**GAAP**” means United States generally accepted accounting principles.

“**IFRS**” means international financial reporting standards as adopted by the International Accounting Standards Board.

“**Impracticable**” means (a) the direct expense paid to third parties to assist in enforcing recovery would exceed the Erroneously Awarded Compensation; provided that the Company has (i) made reasonable attempt(s) to recover the Erroneously Awarded Compensation, (ii) documented such reasonable attempt(s) and (iii) provided such documentation to the relevant listing exchange or association, (b) the recovery would violate the Company’s home country (Israeli) laws adopted prior to November 28, 2022 pursuant to an opinion of home country counsel; provided that the Company has (i) obtained an opinion of home country counsel, acceptable to the relevant listing exchange or association, that recovery would result in such a violation and (ii) provided such opinion to the relevant listing exchange or association, or (c) recovery would likely cause an otherwise tax-qualified retirement plan, under which benefits are broadly available to employees of the Company, to fail to meet the requirements of 26 U.S.C. 401(a)(13) or 26 U.S.C. 411(a) and the regulations thereunder.

“**Incentive-Based Compensation**” means, with respect to a Restatement, any compensation that is granted, earned, or vested based wholly or in part upon the attainment of one or more Financial Reporting Measures and received by a person: (a) on or after October 2, 2023; (b) after such person began service as an Officer; (c) who served as an Officer at any time during the performance period for that compensation (whether or not such Officer is serving at the time the Erroneously Awarded Compensation is required to be repaid to the Company); (d) while the Company has a class of securities listed on a national securities exchange or association; and (e) during the applicable Three-Year Period.

“**Officer**” means each person who the Company determines serves as a Company officer, as defined in Rule 16a-1(f) under the Securities Exchange Act of 1934, as amended.

“**Other Recovery Arrangements**” means any clawback, recoupment, forfeiture or similar policies or provisions of the Company or its affiliates, including any such policies or provisions of such effect contained in any employment agreement, bonus plan, incentive plan, equity-based plan or award agreement thereunder or similar plan, program or agreement of the Company or an affiliate or required under applicable law (including, without limitation, the Compensation Policy).

“**Restatement**” means an accounting restatement to correct the Company’s material noncompliance with any financial reporting requirement under securities laws, including restatements that correct an error in previously issued financial statements (a) that is material to the previously issued financial statements (a “big R” restatement) or (b) that would result in a material misstatement if the error were corrected in the current period or left uncorrected in the current period (a “little r” restatement).

“**Three-Year Period**” means, with respect to a Restatement, the three completed fiscal years immediately preceding the date that the Board, a committee of the Board, or the officer or officers of the Company authorized to take such action if Board action is not required, concludes, or reasonably should have concluded, that the Company is required to prepare such Restatement,

or, if earlier, the date on which a court, regulator or other legally authorized body directs the Company to prepare such Restatement. The “Three-Year Period” also includes any transition period (that results from a change in the Company’s fiscal year) within or immediately following the three completed fiscal years identified in the preceding sentence. However, a transition period between the last day of the Company’s previous fiscal year end and the first day of its new fiscal year that comprises a period of nine to 12 months shall be deemed a completed fiscal year.

FORM OF ACKNOWLEDGMENT AGREEMENT

PERTAINING TO THE RISKIFIED LTD. POLICY FOR RECOVERY OF ERRONEOUSLY AWARDED COMPENSATION

In consideration of, and as a condition to, the receipt of future cash and equity incentive compensation from Riskified Ltd. or its subsidiaries (collectively, the “**Company**”), _____ (“**Executive**”) and the Company are entering into this Acknowledgment Agreement.

1. Executive agrees that compensation received by Executive may be subject to reduction, cancellation, forfeiture and/or recoupment to the extent necessary to comply with (a) the Policy for Recovery of Erroneously Awarded Compensation adopted by the Board of Directors of the Company (as amended from time to time, the “**Policy**”), and (b) any Other Recovery Arrangements (as defined in the Policy). Executive acknowledges that Executive has received and has had an opportunity to review the Policy and any Other Recovery Arrangements applicable to Executive.
2. Executive acknowledges and agrees to the terms of the Policy and any Other Recovery Arrangements, including that any compensation received by Executive shall be subject to and conditioned upon the provisions of the Policy and any Other Recovery Arrangements applicable to Executive.
3. Executive further acknowledges and agrees that Executive is not entitled to indemnification in connection with any enforcement of the Policy or any Other Recovery Arrangements applicable to Executive and expressly waives any rights to such indemnification under the Company’s organizational documents or otherwise.
4. Executive agrees to take all actions requested by the Company in order to enable or facilitate the enforcement of the Policy and any Other Recovery Arrangements applicable to Executive (including, without limitation, any reduction, cancellation, forfeiture or recoupment of any compensation that Executive has received or to which Executive may become entitled).
5. To the extent any recovery right under the Policy and any Other Recovery Arrangements applicable to Executive conflicts with any other contractual rights Executive may have with the Company or any affiliate, Executive understands that the terms of the Policy and the Other Recovery Arrangements shall supersede any such contractual rights. Executive agrees that no recovery of compensation under the Policy and the Other Recovery Arrangements will be an event that triggers or contributes to any right of Executive to resign for “good reason” or “constructive termination” (or similar term) under any agreement with the Company or any affiliate.

[Signature Page Follows]

EXECUTIVE

(Signature)

(Print Name)

(Title)

(Date)

RISKIFIED LTD.

(Signature)

(Print Name)

(Title)

(Date)